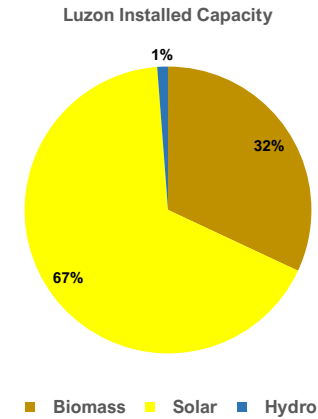


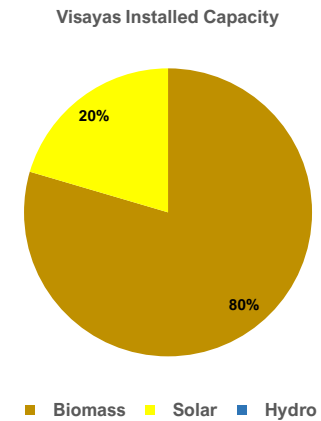


CAPACITY MIX, MW  
Installed Capacity

FUEL TYPE	LUZON	
	Installed Capacity (in MW)	Percent Share (%)
<b>Biomass</b>	<b>40</b>	<b>31.9</b>
Biomass	40	31.9
Waste to Energy (WTE)	0.1	0.1
<b>Solar</b>	<b>83</b>	<b>66.8</b>
Rooftop Installed Solar PVs	83	66.8
<b>Hydro</b>	<b>2</b>	<b>1.2</b>
Impounding Hydro	0	0.0
Pumped Hydro	0	0.0
Run-of-River (ROR)	2	1.2
<b>TOTAL</b>	<b>124</b>	<b>100</b>



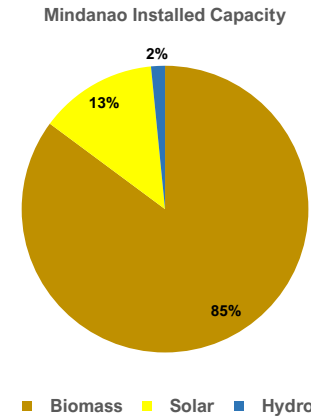
FUEL TYPE	VISAYAS	
	Installed Capacity (in MW)	Percent Share (%)
<b>Biomass</b>	<b>116</b>	<b>79.6</b>
Biomass	116	79.6
Waste to Energy (WTE)	0	0.0
<b>Solar</b>	<b>30</b>	<b>20.4</b>
Rooftop Installed Solar PVs	30	20.4
<b>Hydro</b>	<b>0</b>	<b>0.0</b>
Impounding Hydro	0	0.0
Pumped Hydro	0	0.0
Run-of-River (ROR)	0	0.0
<b>TOTAL</b>	<b>146</b>	<b>100</b>



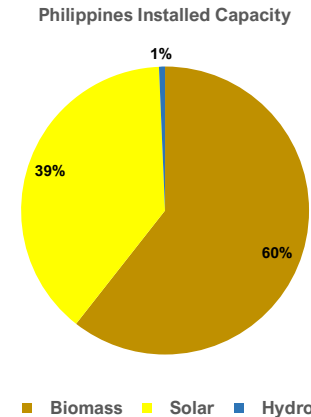


CAPACITY MIX, MW  
Installed Capacity

FUEL TYPE	MINDANAO	
	Installed Capacity (in MW)	Percent Share (%)
<b>Biomass</b>	<b>27</b>	<b>85.2</b>
Biomass	27	85.2
Waste to Energy (WTE)	0	0.0
<b>Solar</b>	<b>4</b>	<b>13.3</b>
Rooftop Installed Solar PVs	4	13.3
<b>Hydro</b>	<b>1</b>	<b>1.6</b>
Impounding Hydro	0	0.0
Pumped Hydro	0	0.0
Run-of-River (ROR)	1	1.6
<b>TOTAL</b>	<b>32</b>	<b>100</b>



FUEL TYPE	PHILIPPINES	
	Installed Capacity (in MW)	Percent Share (%)
<b>Biomass</b>	<b>183</b>	<b>60.6</b>
Biomass	183	60.6
Waste to Energy (WTE)	0	0.0
<b>Solar</b>	<b>117</b>	<b>38.8</b>
Rooftop Installed Solar PVs	117	38.8
<b>Hydro</b>	<b>2</b>	<b>0.7</b>
Impounding Hydro	0	0.0
Pumped Hydro	0	0.0
Run-of-River (ROR)	2	0.7
<b>TOTAL</b>	<b>302</b>	<b>100</b>



Note:

Excluding off-grid generators

Released as of 31 December 2024

Installed Capacity - nameplate capacity; full-load continuous gross capacity of a unit under specified conditions, as calculated from the electric generator nameplate based on the rated power factor. Installed and Dependable Capacity values may be updated as necessary.



CAPACITY MIX, MW  
Installed Capacity

*For Solar Power Plants: Installed Capacity are MWP or MWDC values while Dependable Capacity are MWAC values*

GRID	Installed Capacity (in MW)	Percent Share (%)	Number of Power Plants
LUZON	124	41.1	62
VISAYAS	146	48.2	28
MINDANAO	32	10.7	8
<b>TOTAL</b>	<b>302</b>	<b>100</b>	<b>98</b>