

DEPARTMENT OF ENERGY
Visayas Field Office


VISAYAS PUMP PRICE MONITORING - PETROLEUM PRODUCTS (LPP)


Price monitoring conducted on: April 10, 2018

AREA	COMPANY	P		R		O		D		U		C		T		S	
		Velocity/Blaze/Prem+(R98)		DIFF	SuperP/XCS/VortexGold-(R95)		DIFF	REG ULG / Extra/ Silver - (R91)		DIFF	ADO - (B2)		DIFF	Kerosene		DIFF	
		OLD	NEW		OLD	NEW		OLD	NEW		OLD	NEW		OLD	NEW		
CEBU CITY	CALTEX	none			53.16-54.14	52.46-53.55		52.66-53.35	51.96-52.95	1.17	42.50-43.35	42.20-43.17	1.00	49.45-51.21	49.45-51.21	1.00	
	PETRON	53.77-56.73			51.19-53.50	50.79-53.10		50.19-52.33	49.79-51.93	1.33	42.62-42.67	42.32-42.37	1.15	48.31-48.43	48.31-48.43	0.21	
	SHELL	none			52.56-55.66	52.16-55.26		51.96-54.62	51.56-54.22	1.15	42.57-44.35	42.27-44.085	1.97	none			
	Flying V	none			52.52	52.12	-0.40	52.31	51.91	-0.40	43.25	42.95	-0.30	none			
	Total (Phil)	none			56.02	55.62	-0.40	55.32	54.92	-0.40	43.40	43.10	-0.30	none			
	PTT	none			51.16	50.76	-0.40	51.01	50.61	-0.40	41.91	41.61	-0.30	none			
	PHOENIX	none			54.01	53.61	-0.40	51.31	50.81	-0.50	42.75	42.30	-0.45	none			
	STAR OIL	none			51.31	50.91	-0.40	50.81	50.41	-0.40	42.85	42.55	-0.30	none			
MANDAUE CITY	CALTEX	none			53.95-55.82	52.77-55.62		52.85-55.02	52.17-54.82	1.15	42.66-45.05	42.36-45.56	1.10	none			
	PETRON	57.42			49.95-53.95	49.55-53.55		48.95-52.85	48.55-52.45	0.58	42.62-42.66	42.32-42.36	0.55	47.78-48.43	47.78-48.43	1.33	
	SHELL	55.17			53.22-54.02	52.82-53.62		52.57-53.31	52.17-52.91	0.62	42.34-42.66	42.04-42.36	0.30	none			
	Total (Phil)	none			56.02	55.62	-0.40	55.32	54.92	-0.40	43.40	43.10	-0.30	none			
	SEA OIL	none			54.57	54.17	-0.40	54.07	53.67	-0.40	43.00	42.70	-0.30	none			
	PTT	none			51.60	51.20	-0.40	49.60	49.20	-0.40	43.00	42.70	-0.30	none			
DUMAGUETE CITY	CALTEX	none			50.07	49.67	-0.40	49.87	49.47	-0.40	42.05	41.75	-0.30	56.04	56.04	0.00	
	PETRON	none			48.74	48.34	-0.40	48.49	48.09	-0.40	40.45	40.15	-0.30	51.00	51.00	0.00	
	SHELL	none			50.02	49.62	-0.40	49.82	49.42	-0.40	42.05	41.75	-0.30	none			
TAGBILARAN CITY	CALTEX	none			53.22	52.82	-0.40	52.27	51.87	-0.40	45.86	45.56	-0.30	57.70	57.70	0.00	
	PETRON	none			53.11	52.71	-0.40	52.25	51.85	-0.40	45.86	45.56	-0.30	54.51	54.51	0.00	
	SHELL	none			53.42	53.02	-0.40	52.27	51.87	-0.40	46.20	45.90	-0.30	none			
ILOILO CITY	CALTEX	none			50.37	49.97	-0.40	49.77	49.37	-0.40	40.29	39.99	-0.30	none			
	PETRON	none			49.12	48.72	-0.40	48.52	48.12	-0.40	39.79	39.49	-0.30	41.81	41.81	0.00	
	SHELL	none			57.01	56.61	-0.40	56.56	56.16	-0.40	42.38	42.08	-0.30	none			
	SEA OIL	none			50.37	49.97	-0.40	49.77	49.37	-0.40	41.05	40.75	-0.30	none			
	Independent	none			49.40	49.00	-0.40	48.40	48.00	-0.40	39.75	39.45	-0.30	39.75	39.75	0.00	
BACOLOD CITY	CALTEX	none			53.60	53.20	-0.40	52.45	52.05	-0.40	41.70	41.40	-0.30	none			
	PETRON	none			53.60	53.20	-0.40	52.45	52.06	-0.39	41.69	41.39	-0.30	none			
	SHELL	none			53.85	52.45	-1.40	52.70	51.30	-1.40	41.74	40.44	-1.30	none			
	Total (Phil)	none			50.80	50.40	-0.40	50.28	49.88	-0.40	40.75	40.45	-0.30	none			
ROXAS CITY	CALTEX	none			52.13	51.73	-0.40	51.32	50.92	-0.40	40.87	40.57	-0.30	54.16	54.16	0.00	
	PETRON	none			52.13	51.73	-0.40	51.32	50.92	-0.40	40.87	40.57	-0.30	48.06	48.06	0.00	
	SHELL	none			52.28	51.88	-0.40	51.32	50.92	-0.40	40.87	40.57	-0.30	none			
SAN JOSE CITY (ANTIQUÉ)	PETRON	none			57.29	56.89	-0.40	56.79	56.39	-0.40	43.60	43.30	-0.30	none			
	CALTEX	none			56.70	56.30	-0.40	none	none		43.75	43.45	-0.30	53.00	53.00	0.00	

note: *(pvc. price adjustment@ r/o) P.30 ↓ diesel; P0.40 ↓ gasoline; no adjustment in kerosene

Encoded by:


Elisa E. Ocampo
SRS II



Noted by: Jose Rey C. Maleza
OIC-Chief SRS

DEPARTMENT OF ENERGY
Visayas Field Office

AREA	COMPANY	COMPANY														
		Velocity/ Blaze/ Prem+ (R98)		DIFF	SuperP/XCS/VortexGold-(R95)		DIFF	REG / Extra/ Silver - (R91)		DIFF	ADO - (B2)		DIFF	Kerosene		DIFF
		OLD	NEW		OLD	NEW		OLD	NEW		OLD	NEW				
GUIMARAS	PETRON	none	none		55.80	55.40	-0.40	none			42.85	42.55	-0.30	none		
	FILOIL	none	none		57.50	57.10	-0.40	56.75	56.35	-0.40	45.35	45.05	-0.30	none		
SIQUJOR	PETRON	none	none		53.95	53.55	-0.40	53.55	53.15	-0.40	46.45	46.15	-0.30	52.65	52.65	
	SHELL	none	none					none						none		
TACLOBAN CITY	PETRON	none	none		43.76	43.36	-0.40	43.01	42.61	-0.40	39.24	38.94	-0.30	none		
	SHELL	none	none		44.26	43.86	-0.40	43.51	43.11	-0.40	39.75	39.45	-0.30	48.25	48.25	0.00
	Independent	none	none		43.79	43.39	-0.40	none			39.46	39.16	-0.30	none		
ORMOC CITY	PETRON	none	none		46.27	45.87	-0.40	45.52	45.12	-0.40	41.45	41.15	-0.30	47.26	47.26	0.00
	SHELL	none	none		45.87	46.37	0.50	46.12	45.72	-0.40	42.22	41.65	-0.57	47.26	47.16	-0.10
CALBAYOG CITY	SEAOIL	none	none		46.83	46.43	-0.40	46.39	45.99	-0.40	40.45	40.15	-0.30			
	PETRON	none	none		47.58	47.18	-0.40	46.84	46.44	-0.40	41.15	40.85	-0.30	48.29	48.29	0.00
NAVAL, BILIRAN	PETRON	none	none		46.00	45.60	-0.40	45.00	44.60	-0.40	40.35	40.05	-0.30	50.85	50.85	0.00
	SHELL	none	none		46.85	46.45	-0.40	45.85	45.45	-0.40	41.40	41.10	-0.30	53.25	53.25	0.00
CATARMAN, N. SAMAR	PETRON	none	none		48.45	48.05	-0.40	48.15	47.75	-0.40	42.05	41.75	-0.30	46.70	46.70	0.00
	Independent	none	none		48.00	47.60	-0.40	47.50	47.10	-0.40	42.50	42.20	-0.30	45.00	45.00	0.00
BORONGAN, E. SAMAR	PETRON	none	none		47.80	47.40	-0.40	47.12	46.72	-0.40	42.03	41.73	-0.30	none		
GUIUAN, E. SAMAR	PETRON	none	none		48.50	48.10	-0.40	47.95	47.55	-0.40	42.80	42.50	-0.30	47.80	47.80	0.00
MAASIN, S. LEYTE	PETRON	none	none		48.70	48.30	-0.40	47.95	47.55	-0.40	40.70	40.40	-0.30	none		
	SHELL	none	none		49.00	48.60	-0.40	48.30	47.90	-0.40	42.10	41.80	-0.30	none		

note: *(ave. price adjustment @ r/o) P.30 ↓ diesel; P0.40 ↓ gasoline; no adjustment in kerosene

Encoded by:  Elisa E. Ocampo
SRS II

Noted by:  Jose Rey C. Maleza
OIC-Chief SRS