

STATEMENT OF APPROPRIATIONS, ALLOTMENTS, OBLIGATIONS, DISBURSEMENTS AND BALANCES
As at the Quarter Ending December 31, 2023

Department : Department of Energy (DOE)
Agency/Entity : Office of the Secretary
Operating Unit : < not applicable >
Organization Code (UACS) : 09 001 0000000
Fund Cluster : 01 - Regular Agency Fund

	Current Year Appropriations
	Supplemental Appropriations
X	Continuing Appropriations

(e.g. UACS Fund Cluster: 01-Regular Agency Fund, 02-Foreign Assisted Projects Fund, 03-Special Account-Locally Funded/Domestic Grants Fund, and 04-Special Account-Foreign Assisted/Foreign Grants Fund)

Particulars	UACS CODE	Appropriations			Allotments			Current Year Obligations					Current Year Disbursements					Balances					
		Authorized Appropriations	Adjustments (Transfer To/From, Modifications/ Augmentations)	Adjusted Appropriations	Allotments Received	Adjustments (Reductions, Modifications/ Augmentations)	Transfer To	Transfer From	Adjusted Allotments	1st Quarter Ending March 31	2nd Quarter Ending June 30	3rd Quarter Ending September 30	4th Quarter Ending December 31	Total	1st Quarter Ending March 31	2nd Quarter Ending June 30	3rd Quarter Ending September 30	4th Quarter Ending December 31	Total	Unreleased Appropriations	Unobligated Allotments	Unpaid Obligations (15-20)-(23+24)	
		3	4	5(3+4)	6	7	8	9	10(8+9-7)	11	12	13	14	15(11+12+13+14)	16	17	18	19	20(16+17+18+19)	21(5-10)	22(10-15)	23	24
L Agency Specific Budget		41,828,877.04	0.00	41,828,877.04	41,828,877.04	0.00	0.00	0.00	41,828,877.04	2,499,570.56	8,319,563.87	3,796,689.68	19,699,919.88	34,316,843.95	1,456,992.25	976,842.17	4,813,219.93	13,473,914.60	20,526,068.85	0.00	7,313,233.09	11,604,009.10	2,191,575.00
General Administration and Support	10000000000000	13,844,750.88	0.00	13,844,750.88	13,844,750.88	0.00	0.00	0.00	13,844,750.88	2,406,568.98	369,563.87	412,632.12	6,450,146.80	9,638,911.77	1,402,390.68	948,942.17	427,262.37	2,757,099.05	5,535,894.27	0.00	4,205,839.11	1,911,642.50	2,191,575.00
General Management and Supervision	10000010000100	13,844,750.88	0.00	13,844,750.88	13,844,750.88	0.00	0.00	0.00	13,844,750.88	2,406,568.98	369,563.87	412,632.12	6,450,146.80	9,638,911.77	1,402,390.68	948,942.17	427,262.37	2,757,099.05	5,535,894.27	0.00	4,205,839.11	1,911,642.50	2,191,575.00
MOOE		13,844,750.88	0.00	13,844,750.88	13,844,750.88	0.00	0.00	0.00	13,844,750.88	2,406,568.98	369,563.87	412,632.12	6,450,146.80	9,638,911.77	1,402,390.68	948,942.17	427,262.37	2,757,099.05	5,535,894.27	0.00	4,205,839.11	1,911,642.50	2,191,575.00
Sub-Total, General Administration and Support		13,844,750.88	0.00	13,844,750.88	13,844,750.88	0.00	0.00	0.00	13,844,750.88	2,406,568.98	369,563.87	412,632.12	6,450,146.80	9,638,911.77	1,402,390.68	948,942.17	427,262.37	2,757,099.05	5,535,894.27	0.00	4,205,839.11	1,911,642.50	2,191,575.00
PS		0.00	0.00	0.00	0.00	0.00	0.00	0.00	0.00	0.00	0.00	0.00	0.00	0.00	0.00	0.00	0.00	0.00	0.00	0.00	0.00	0.00	0.00
MOOE		13,844,750.88	0.00	13,844,750.88	13,844,750.88	0.00	0.00	0.00	13,844,750.88	2,406,568.98	369,563.87	412,632.12	6,450,146.80	9,638,911.77	1,402,390.68	948,942.17	427,262.37	2,757,099.05	5,535,894.27	0.00	4,205,839.11	1,911,642.50	2,191,575.00
FinEx (if Applicable)		0.00	0.00	0.00	0.00	0.00	0.00	0.00	0.00	0.00	0.00	0.00	0.00	0.00	0.00	0.00	0.00	0.00	0.00	0.00	0.00	0.00	0.00
CO		0.00	0.00	0.00	0.00	0.00	0.00	0.00	0.00	0.00	0.00	0.00	0.00	0.00	0.00	0.00	0.00	0.00	0.00	0.00	0.00	0.00	0.00
Support to Operations	20000000000000	8,682,450.15	0.00	8,682,450.15	8,682,450.15	0.00	0.00	0.00	8,682,450.15	0.00	7,950,000.00	0.00	732,450.15	8,682,450.15	0.00	0.00	0.00	0.00	0.00	0.00	0.00	0.00	0.00
Formulation of policies, plans and programs relative to information and communications technology, geo-informatics and data information management. Ensures effective deployment, utilization and maintenance of ICT	20000010000200	8,682,450.15	0.00	8,682,450.15	8,682,450.15	0.00	0.00	0.00	8,682,450.15	0.00	7,950,000.00	0.00	732,450.15	8,682,450.15	0.00	0.00	0.00	0.00	0.00	0.00	0.00	0.00	0.00
MOOE		8,682,450.15	0.00	8,682,450.15	8,682,450.15	0.00	0.00	0.00	8,682,450.15	0.00	7,950,000.00	0.00	732,450.15	8,682,450.15	0.00	0.00	0.00	0.00	0.00	0.00	0.00	0.00	0.00
Sub-Total, Support to Operations		8,682,450.15	0.00	8,682,450.15	8,682,450.15	0.00	0.00	0.00	8,682,450.15	0.00	7,950,000.00	0.00	732,450.15	8,682,450.15	0.00	0.00	0.00	0.00	0.00	0.00	0.00	0.00	0.00
PS		0.00	0.00	0.00	0.00	0.00	0.00	0.00	0.00	0.00	0.00	0.00	0.00	0.00	0.00	0.00	0.00	0.00	0.00	0.00	0.00	0.00	0.00
MOOE		8,682,450.15	0.00	8,682,450.15	8,682,450.15	0.00	0.00	0.00	8,682,450.15	0.00	7,950,000.00	0.00	732,450.15	8,682,450.15	0.00	0.00	0.00	0.00	0.00	0.00	0.00	0.00	0.00
FinEx (if Applicable)		0.00	0.00	0.00	0.00	0.00	0.00	0.00	0.00	0.00	0.00	0.00	0.00	0.00	0.00	0.00	0.00	0.00	0.00	0.00	0.00	0.00	0.00
CO		0.00	0.00	0.00	0.00	0.00	0.00	0.00	0.00	0.00	0.00	0.00	0.00	0.00	0.00	0.00	0.00	0.00	0.00	0.00	0.00	0.00	0.00
Operations	30000000000000	19,101,676.01	0.00	19,101,676.01	19,101,676.01	0.00	0.00	0.00	19,101,676.01	93,001.57	0.00	3,363,957.56	12,517,322.90	15,994,282.03	54,601.57	27,000.00	1,005,957.56	6,009,365.30	7,096,924.43	0.00	3,107,393.98	8,897,357.80	0.00
DO: Required energy supply level attained		19,101,676.01	0.00	19,101,676.01	19,101,676.01	0.00	0.00	0.00	19,101,676.01	93,001.57	0.00	3,363,957.56	12,517,322.90	15,994,282.03	54,601.57	27,000.00	1,005,957.56	6,009,365.30	7,096,924.43	0.00	3,107,393.98	8,897,357.80	0.00
NATIONAL AND REGIONAL ENERGY PLANNING PROGRAM		14,004,301.24	0.00	14,004,301.24	14,004,301.24	0.00	0.00	0.00	14,004,301.24	0.00	0.00	2,388,400.00	8,507,507.26	10,896,907.26	0.00	0.00	0.00	2,139,049.66	2,139,049.66	0.00	3,107,393.98	8,757,857.80	0.00
Formulation, updating and monitoring of short, medium and long term national and regional energy policies, plans and programs	31010010000100	14,004,301.24	0.00	14,004,301.24	14,004,301.24	0.00	0.00	0.00	14,004,301.24	0.00	0.00	2,388,400.00	8,507,507.26	10,896,907.26	0.00	0.00	0.00	2,139,049.66	2,139,049.66	0.00	3,107,393.98	8,757,857.80	0.00
MOOE		14,004,301.24	0.00	14,004,301.24	14,004,301.24	0.00	0.00	0.00	14,004,301.24	0.00	0.00	2,388,400.00	8,507,507.26	10,896,907.26	0.00	0.00	0.00	2,139,049.66	2,139,049.66	0.00	3,107,393.98	8,757,857.80	0.00
CONVENTIONAL ENERGY DEVELOPMENT PROGRAM		2,398,899.13	0.00	2,398,899.13	2,398,899.13	0.00	0.00	0.00	2,398,899.13	26,785.00	0.00	371,893.62	2,000,220.51	2,398,899.13	26,785.00	0.00	371,893.62	1,860,720.51	2,259,369.13	0.00	0.00	136,500.00	0.00
Promotion of exploration, development and production of conventional energy resources	31020010000100	13,628.94	0.00	13,628.94	13,628.94	0.00	0.00	0.00	13,628.94	0.00	0.00	13,628.94	13,628.94	13,628.94	0.00	0.00	0.00	13,628.94	13,628.94	0.00	0.00	0.00	0.00
MOOE		13,628.94	0.00	13,628.94	13,628.94	0.00	0.00	0.00	13,628.94	0.00	0.00	13,628.94	13,628.94	13,628.94	0.00	0.00	0.00	13,628.94	13,628.94	0.00	0.00	0.00	0.00

This report was generated using the Unified Reporting System on January 16, 2024 2:11 PM. Status : SUBMITTED

Department : Department of Energy (DOE)
 Agency/Entity : Office of the Secretary
 Operating Unit : < not applicable >
 Organization Code (UACS) : 09 001 0000000
 Fund Cluster : 01 - Regular Agency Fund

	Current Year Appropriations
	Supplemental Appropriations
X	Continuing Appropriations

(e.g. UACS Fund Cluster: 01-Regular Agency Fund, 02-Foreign Assisted Projects Fund, 03-Special Account-Locally Funded/Domestic Grants Fund, and 04-Special Account-Foreign Assisted/Foreign Grants Fund)

Particulars	UACS CODE	Appropriations				Allotments				Current Year Obligations					Current Year Disbursements					Balances			
		Authorized Appropriations	Adjusted Appropriations	Allotments Received	Adjustments (Reductions, Modifications/ Augmentations)	Transfer To	Transfer From	Adjusted Allotments	1st Quarter Ending March 31	2nd Quarter Ending June 30	3rd Quarter Ending September 30	4th Quarter Ending December 31	Total	1st Quarter Ending March 31	2nd Quarter Ending June 30	3rd Quarter Ending September 30	4th Quarter Ending December 31	Total	Unreleased Appropriations	Unobligated Allotments	Unpaid Obligations (15-20)=(23+24)		
		3	5=(3+4)	6	7	8	9	10=(8+9)	11	12	13	14	15=(11+12+13+14)	16	17	18	19	20=(16+17+18+19)	21=(5-10)	22=(10-15)	23	24	
Supervision and regulation of exploration, development and production of conventional energy resources and technologies	310200100002000	2,385,270.19	0.00	2,385,270.19	2,385,270.19	0.00	0.00	2,385,270.19	26,785.00	0.00	371,893.62	1,986,591.57	2,385,270.19	26,785.00	0.00	371,893.62	1,847,091.57	2,245,770.19	0.00	0.00	139,500.00	0.00	
MOOE		2,385,270.19	0.00	2,385,270.19	2,385,270.19	0.00	0.00	2,385,270.19	26,785.00	0.00	371,893.62	1,986,591.57	2,385,270.19	26,785.00	0.00	371,893.62	1,847,091.57	2,245,770.19	0.00	0.00	139,500.00	0.00	
RENEWABLE ENERGY DEVELOPMENT PROGRAM		1,774,854.14	0.00	1,774,854.14	1,774,854.14	0.00	0.00	1,774,854.14	39,216.57	0.00	225,526.43	1,510,111.14	1,774,854.14	27,816.57	0.00	236,926.43	1,510,111.14	1,774,854.14	0.00	0.00	0.00	0.00	
Promotion of renewable energy (RE) resources	310300100001000	575,594.18	0.00	575,594.18	575,594.18	0.00	0.00	575,594.18	11,400.00	0.00	0.00	564,194.18	575,594.18	0.00	0.00	11,400.00	564,194.18	575,594.18	0.00	0.00	0.00	0.00	
MOOE		575,594.18	0.00	575,594.18	575,594.18	0.00	0.00	575,594.18	11,400.00	0.00	0.00	564,194.18	575,594.18	0.00	0.00	11,400.00	564,194.18	575,594.18	0.00	0.00	0.00	0.00	
Supervision and regulation of exploration, development and utilization of RE resources and technologies	310300100002000	1,199,259.96	0.00	1,199,259.96	1,199,259.96	0.00	0.00	1,199,259.96	27,816.57	0.00	225,526.43	945,916.96	1,199,259.96	27,816.57	0.00	225,526.43	945,916.96	1,199,259.96	0.00	0.00	0.00	0.00	
MOOE		1,199,259.96	0.00	1,199,259.96	1,199,259.96	0.00	0.00	1,199,259.96	27,816.57	0.00	225,526.43	945,916.96	1,199,259.96	27,816.57	0.00	225,526.43	945,916.96	1,199,259.96	0.00	0.00	0.00	0.00	
DOWNSTREAM ENERGY DEVELOPMENT PROGRAM		923,621.50	0.00	923,621.50	923,621.50	0.00	0.00	923,621.50	27,000.00	0.00	397,137.51	499,483.99	923,621.50	0.00	27,000.00	397,137.51	499,483.99	923,621.50	0.00	0.00	0.00	0.00	
Promotion of plans and programs to ensure sustainable supply for the downstream oil and natural gas industries	310400100001000	483,150.06	0.00	483,150.06	483,150.06	0.00	0.00	483,150.06	27,000.00	0.00	397,137.51	59,012.55	483,150.06	0.00	27,000.00	397,137.51	59,012.55	483,150.06	0.00	0.00	0.00	0.00	
MOOE		483,150.06	0.00	483,150.06	483,150.06	0.00	0.00	483,150.06	27,000.00	0.00	397,137.51	59,012.55	483,150.06	0.00	27,000.00	397,137.51	59,012.55	483,150.06	0.00	0.00	0.00	0.00	
Supervision and regulation of the downstream oil and natural gas industries	310400100002000	440,471.44	0.00	440,471.44	440,471.44	0.00	0.00	440,471.44	0.00	0.00	0.00	440,471.44	440,471.44	0.00	0.00	0.00	440,471.44	440,471.44	0.00	0.00	0.00	0.00	
MOOE		440,471.44	0.00	440,471.44	440,471.44	0.00	0.00	440,471.44	0.00	0.00	0.00	440,471.44	440,471.44	0.00	0.00	0.00	440,471.44	440,471.44	0.00	0.00	0.00	0.00	
Sub-Total, Operations		19,101,676.01	0.00	19,101,676.01	19,101,676.01	0.00	0.00	19,101,676.01	93,001.57	0.00	3,383,957.56	12,517,322.90	15,994,282.03	54,601.57	27,000.00	1,005,957.56	6,009,365.30	7,096,924.43	0.00	3,107,393.98	8,897,357.80	0.00	
PS		0.00	0.00	0.00	0.00	0.00	0.00	0.00	0.00	0.00	0.00	0.00	0.00	0.00	0.00	0.00	0.00	0.00	0.00	0.00	0.00	0.00	
MOOE		19,101,676.01	0.00	19,101,676.01	19,101,676.01	0.00	0.00	19,101,676.01	93,001.57	0.00	3,383,957.56	12,517,322.90	15,994,282.03	54,601.57	27,000.00	1,005,957.56	6,009,365.30	7,096,924.43	0.00	3,107,393.98	8,897,357.80	0.00	
FinEx (if Applicable)		0.00	0.00	0.00	0.00	0.00	0.00	0.00	0.00	0.00	0.00	0.00	0.00	0.00	0.00	0.00	0.00	0.00	0.00	0.00	0.00	0.00	
CO		0.00	0.00	0.00	0.00	0.00	0.00	0.00	0.00	0.00	0.00	0.00	0.00	0.00	0.00	0.00	0.00	0.00	0.00	0.00	0.00	0.00	
Sub-Total, I, Agency Specific Budget		41,628,877.04	0.00	41,628,877.04	41,628,877.04	0.00	0.00	41,628,877.04	2,499,570.55	8,319,563.87	3,796,589.68	19,899,919.85	34,315,643.95	1,456,992.25	975,942.17	4,613,219.93	13,473,914.50	20,520,068.85	0.00	7,313,233.09	11,604,000.10	2,191,575.00	
PS		0.00	0.00	0.00	0.00	0.00	0.00	0.00	0.00	0.00	0.00	0.00	0.00	0.00	0.00	0.00	0.00	0.00	0.00	0.00	0.00	0.00	
MOOE		41,628,877.04	0.00	41,628,877.04	41,628,877.04	0.00	0.00	41,628,877.04	2,499,570.55	8,319,563.87	3,796,589.68	19,899,919.85	34,315,643.95	1,456,992.25	975,942.17	4,613,219.93	13,473,914.50	20,520,068.85	0.00	7,313,233.09	11,604,000.10	2,191,575.00	
FinEx (if Applicable)		0.00	0.00	0.00	0.00	0.00	0.00	0.00	0.00	0.00	0.00	0.00	0.00	0.00	0.00	0.00	0.00	0.00	0.00	0.00	0.00	0.00	
CO		0.00	0.00	0.00	0.00	0.00	0.00	0.00	0.00	0.00	0.00	0.00	0.00	0.00	0.00	0.00	0.00	0.00	0.00	0.00	0.00	0.00	
GRAND TOTAL		41,628,877.04	0.00	41,628,877.04	41,628,877.04	0.00	0.00	41,628,877.04	2,499,570.55	8,319,563.87	3,796,589.68	19,899,919.85	34,315,643.95	1,456,992.25	975,942.17	4,613,219.93	13,473,914.50	20,520,068.85	0.00	7,313,233.09	11,604,000.10	2,191,575.00	
PS		0.00	0.00	0.00	0.00	0.00	0.00	0.00	0.00	0.00	0.00	0.00	0.00	0.00	0.00	0.00	0.00	0.00	0.00	0.00	0.00	0.00	
MOOE		41,628,877.04	0.00	41,628,877.04	41,628,877.04	0.00	0.00	41,628,877.04	2,499,570.55	8,319,563.87	3,796,589.68	19,899,919.85	34,315,643.95	1,456,992.25	975,942.17	4,613,219.93	13,473,914.50	20,520,068.85	0.00	7,313,233.09	11,604,000.10	2,191,575.00	
FinEx (if Applicable)		0.00	0.00	0.00	0.00	0.00	0.00	0.00	0.00	0.00	0.00	0.00	0.00	0.00	0.00	0.00	0.00	0.00	0.00	0.00	0.00	0.00	
CO		0.00	0.00	0.00	0.00	0.00	0.00	0.00	0.00	0.00	0.00	0.00	0.00	0.00	0.00	0.00	0.00	0.00	0.00	0.00	0.00	0.00	
Recapitulation by OO:																							
I, Agency Specific Budget		19,101,676.01	0.00	19,101,676.01	19,101,676.01	0.00	0.00	19,101,676.01	93,001.57	0.00	3,383,957.56	12,517,322.90	15,994,282.03	54,601.57	27,000.00	1,005,957.56	6,009,365.30	7,096,924.43	0.00	3,107,393.98	8,897,357.80	0.00	
NATIONAL AND REGIONAL ENERGY PLANNING PROGRAM		14,004,301.24	0.00	14,004,301.24	14,004,301.24	0.00	0.00	14,004,301.24	0.00	0.00	2,388,400.00	8,507,507.28	10,896,907.28	0.00	0.00	0.00	2,139,049.66	2,139,049.66	0.00	3,107,393.98	8,757,857.60	0.00	
CONVENTIONAL ENERGY DEVELOPMENT PROGRAM		2,398,899.13	0.00	2,398,899.13	2,398,899.13	0.00	0.00	2,398,899.13	26,785.00	0.00	371,893.62	2,000,220.51	2,398,899.13	26,785.00	0.00	371,893.62	1,860,720.51	2,259,399.13	0.00	0.00	139,500.00	0.00	
RENEWABLE ENERGY DEVELOPMENT PROGRAM		1,774,854.14	0.00	1,774,854.14	1,774,854.14	0.00	0.00	1,774,854.14	39,216.57	0.00	225,526.43	1,510,111.14	1,774,854.14	27,816.57	0.00	236,926.43	1,510,111.14	1,774,854.14	0.00	0.00	0.00	0.00	


This report was generated using the Unified Reporting System on January 16, 2024 2:11 PM; Status: SUBMITTED

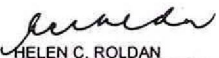
Department : Department of Energy (DOE)
 Agency/Entity : Office of the Secretary
 Operating Unit : < not applicable >
 Organization Code (UACS) : 09 001 0000000
 Fund Cluster : 01 - Regular Agency Fund


	Current Year Appropriations
	Supplemental Appropriations
X	Continuing Appropriations


(e.g. UACS Fund Cluster: 01-Regular Agency Fund, 02-Foreign Assisted Projects Fund, 03-Special Account-Locally Funded/Domestic Grants Fund, and 04-Special Account-Foreign Assisted/Foreign Grants Fund)

Particulars	UACS CODE	Appropriations		Allotments			Current Year Obligations							Current Year Disbursements				Balances							
		Authorized Appropriations	Adjustments (Transfer To/From, Modifications/ Augmentations)	Adjusted Appropriations	Allotments Received	Adjustments (Reductions, Modifications/ Augmentations)	Transfer To	Transfer From	Adjusted Allotments	1st Quarter Ending March 31	2nd Quarter Ending June 30	3rd Quarter Ending September 30	4th Quarter Ending December 31	Total	1st Quarter Ending March 31	2nd Quarter Ending June 30	3rd Quarter Ending September 30	4th Quarter Ending December 31	Total	Unreleased Appropriations	Unobligated Allotments	Unpaid Obligations (15-20)+(23+24)			
										10=(8+17)+9	11	12	13		14	16=(11+12+13+14)	16	17				18	19	20=(16+17+18+19)	21=(6-10)
DOWNSTREAM ENERGY DEVELOPMENT PROGRAM		923,621.50	0.00	923,621.50	923,621.50	0.00	0.00	0.00	923,621.50	27,000.00	0.00	397,137.51	499,483.99	923,621.50	0.00	27,000.00	397,137.51	499,483.99	923,621.50	0.00	0.00	0.00	0.00	0.00	0.00

Certified Correct:

 RYAN S. DOMASIG
 OIC CHIEF, BUDGET DIVISION
 Date: January 16, 2024 01:42 PM

Certified Correct:

 HELEN C. ROLDAN
 OIC CHIEF, ACCOUNTING DIVISION
 Date: January 16, 2024 01:42 PM

Recommending Approval By:

 AGUSTUS CESAR A. NAVARRO
 DIRECTOR, FINANCIAL SERVICES
 Date: January 16, 2024 01:42 PM

Approved By:

 RAPHAEL P. M. LOTILLA
 SECRETARY
 Date: January 16, 2024 01:42 PM



A

100