



Republic of the Philippines  
**Department of Energy**

**SECRETARY AMENAH F. PANGANDAMAN**

Department of Budget and Management  
Boncodin Hall, General Solano St., San Miguel, Manila

Attention: **Director Gemma G. Ilagan**  
Budget & Management Bureau E

Subject: Submission of Budget Execution Documents (BEDs)

**Dear Secretary Pangandaman:**

In accordance with Section 4.9 of DBM Circular No. 2016-09 dated October 27, 2016, we are respectfully submitting the following Budget Execution Documents (BEDs) for FY 2025.

1. BED 1 – Financial Plan
2. BED 2 – Physical Plan
3. BED 3 – Monthly Disbursement Program

With this submission, we hope that we have complied with your requirements.

Very truly yours,



**SHARON S. GARIN**  
Undersecretary

**FY 2025 FINANCIAL PLAN**  
(In Thousand Pesos)

Department : Department of Energy (DOE)  
 Agency/Entity : Office of the Secretary  
 Operating Unit : < not applicable >  
 Organization Code (UACS) : 09 001 0000000

Particulars	UACS CODE	Current Year's Obligation			Budget Year Obligation Program										
		Actual January 1 - September 30	Estimate October 1 - December 31	Total	Total	GAAAO (ANNEX A)					FOR ISSUANCE OF GARO / SARO				
						Quarter 1	Quarter 2	Quarter 3	Quarter 4	Sub Total	Quarter 1	Quarter 2	Quarter 3	Quarter 4	Sub Total
1	2	3	4	5=3+4	6=11+16	7	8	9	10	11=7+8+9+10	12	13	14	15	16=12+13+14+15
I. Budget Year / Appropriations		1,105,468	556,692	1,662,160	2,127,058	649,344	504,848	461,749	511,117	2,127,058	0	0	0	0	0
General Administration and Support	1000000000000000	342,143	162,350	504,493	657,352	255,954	137,900	123,658	139,840	657,352	0	0	0	0	0
General Management and Supervision	100000100001000	341,714	160,242	501,956	653,247	254,954	136,900	122,658	138,735	653,247	0	0	0	0	0
PS		110,622	84,750	195,372	216,772	46,739	60,981	46,739	62,313	216,772	0	0	0	0	0
MOOE		215,019	52,503	267,522	290,322	171,677	39,381	39,381	39,883	290,322	0	0	0	0	0
CO		16,073	22,989	39,062	146,153	36,538	36,538	36,538	36,539	146,153	0	0	0	0	0
Administration of Personnel Benefits	100000100002000	429	2,108	2,537	4,105	1,000	1,000	1,000	1,105	4,105	0	0	0	0	0
PS		429	2,108	2,537	4,105	1,000	1,000	1,000	1,105	4,105	0	0	0	0	0
Support to Operations	2000000000000000	306,582	189,928	496,510	655,813	157,714	169,347	157,714	171,038	655,813	0	0	0	0	0
Provision of legal advice, legal counseling and legal support to service contract negotiations and hearings; serves as the official legislative liaison to the Congress of the Philippines	200000100001000	28,246	6,806	35,054	41,523	8,905	11,269	8,905	12,444	41,523	0	0	0	0	0
PS		24,105	4,753	28,858	32,491	6,912	9,276	6,912	9,391	32,491	0	0	0	0	0
MOOE		2,273	1,743	4,016	7,252	1,548	1,548	1,548	2,608	7,252	0	0	0	0	0
CO		1,870	310	2,180	1,780	445	445	445	445	1,780	0	0	0	0	0
Formulation of policies, plans and programs relative to information and communications technology, geo-informatics and data information management. Ensures effective deployment, utilization and maintenance of ICT	200000100002000	99,206	106,713	205,919	365,098	90,284	92,214	90,284	92,316	365,098	0	0	0	0	0
PS		22,942	4,582	27,524	26,207	5,561	7,491	5,561	7,594	26,207	0	0	0	0	0
MOOE		58,307	59,385	117,692	285,091	71,273	71,273	71,273	71,272	285,091	0	0	0	0	0
CO		17,957	42,746	60,703	53,800	13,450	13,450	13,450	13,450	53,800	0	0	0	0	0
Provision and conduct of laboratory services in support of exploration and development of indigenous energy resources, as well as, to promote energy efficiency through research and calibration testing	200000100003000	85,657	14,349	100,006	116,689	27,851	30,415	27,851	30,572	116,689	0	0	0	0	0
PS		27,384	5,586	32,970	34,213	7,232	9,786	7,232	9,953	34,213	0	0	0	0	0
MOOE		8,652	5,804	14,456	15,816	3,954	3,954	3,954	3,954	15,816	0	0	0	0	0
CO		49,621	2,949	52,570	66,660	16,665	16,665	16,665	16,665	66,660	0	0	0	0	0
Extension and enhancement of energy resource exploration, development and utilization; and energy industry management and control activities in the areas of Luzon, Visayas and Mindanao	200000100004000	93,471	61,060	154,531	132,503	30,674	35,449	30,674	35,706	132,503	0	0	0	0	0
PS		46,645	9,304	55,949	64,791	13,746	18,521	13,746	18,778	64,791	0	0	0	0	0
MOOE		40,141	22,351	62,492	61,941	15,485	15,485	15,485	15,486	61,941	0	0	0	0	0
CO		6,685	29,405	36,090	5,771	1,443	1,443	1,443	1,442	5,771	0	0	0	0	0
Operations	3000000000000000	456,743	205,414	662,157	813,893	235,676	197,601	180,377	200,239	813,893	0	0	0	0	0
NATIONAL AND REGIONAL ENERGY PLANNING PROGRAM	3101000000000000	60,794	59,154	119,948	170,381	38,741	41,399	46,242	43,999	170,381	0	0	0	0	0
Formulation, updating and monitoring of short, medium and long term national and regional energy policies, plans and programs	310100100001000	60,794	59,154	119,948	170,381	38,741	41,399	46,242	43,999	170,381	0	0	0	0	0
PS		29,632	5,968	35,600	36,300	7,713	10,370	7,713	10,504	36,300	0	0	0	0	0
MOOE		31,162	16,581	47,743	101,471	22,875	22,876	30,376	25,344	101,471	0	0	0	0	0

Department : Department of Energy (DOE)  
 Agency/Entity : Office of the Secretary  
 Operating Unit : < not applicable >  
 Organization Code (UACS) : 09 001 0000000

Particulars	UACS CODE	Current Year's Obligation			Budget Year Obligation Program										
		Actual January 1 - September 30	Estimate October 1 - December 31	Total 5=3+4	Total 6=11+16	GAAAO (ANNEX A)					FOR ISSUANCE OF GARO / SARO				
						Quarter 1	Quarter 2	Quarter 3	Quarter 4	Sub Total 11=7+8+9+10	Quarter 1	Quarter 2	Quarter 3	Quarter 4	Sub Total 16=12+13+14+15
1	2	3	4	5=3+4	6=11+16	7	8	9	10	11=7+8+9+10	12	13	14	15	16=12+13+14+15
CO		3,684	182	3,866	840	210	210	210	210	840	0	0	0	0	0
Promotion of EEEP activities and projects	320100100002000	10,009	5,390	15,399	14,343	3,433	3,730	3,433	3,747	14,343	0	0	0	0	0
PS		3,936	790	4,726	3,978	842	1,139	842	1,155	3,978	0	0	0	0	0
MOOE		6,073	4,600	10,673	10,365	2,591	2,591	2,591	2,592	10,365	0	0	0	0	0
Conduct of energy audit services	320100100003000	10,120	7,389	17,509	35,081	8,656	8,876	8,656	8,893	35,081	0	0	0	0	0
PS		1,723	358	2,081	2,876	605	825	605	841	2,876	0	0	0	0	0
MOOE		8,397	7,031	15,428	32,205	8,051	8,051	8,051	8,052	32,205	0	0	0	0	0
ALTERNATIVE FUELS AND TECHNOLOGIES PROGRAM	320200000000000	12,118	7,508	19,626	18,866	4,336	5,081	4,336	5,113	18,866	0	0	0	0	0
Promotion of research, development, demonstration and utilization of alternative fuels and technologies	320200100001000	12,118	7,508	19,626	18,866	4,336	5,081	4,336	5,113	18,866	0	0	0	0	0
PS		6,841	1,338	8,179	10,148	2,156	2,901	2,156	2,935	10,148	0	0	0	0	0
MOOE		4,910	6,137	11,047	8,718	2,180	2,180	2,180	2,178	8,718	0	0	0	0	0
CO		367	33	400	0	0	0	0	0	0	0	0	0	0	0
ELECTRIC VEHICLE INDUSTRY DEVELOPMENT PROGRAM	320300000000000	0	0	0	24,313	6,078	6,078	6,078	6,079	24,313	0	0	0	0	0
Supervision/regulation, promotion, research, development, demonstration and utilization of electric vehicles (EVs), EV charging stations and related infrastructures	320300100001000	0	0	0	24,313	6,078	6,078	6,078	6,079	24,313	0	0	0	0	0
MOOE		0	0	0	24,313	6,078	6,078	6,078	6,079	24,313	0	0	0	0	0
II. Automatic Appropriations		286,071	670,507	956,578	958,146	0	0	0	0	0	58,785	350,832	441,520	107,009	958,146
Retirement and Life Insurance Premiums		22,234	13,560	35,794	35,695	0	0	0	0	0	8,924	8,924	8,922	8,925	35,695
General Administration and Support	100000000000000	8,698	10,177	18,875	17,706	0	0	0	0	0	4,427	4,427	4,426	4,426	17,706
General Management and Supervision	100000100001000	8,698	10,177	18,875	17,706	0	0	0	0	0	4,427	4,427	4,426	4,426	17,706
PS		8,698	10,177	18,875	17,706	0	0	0	0	0	4,427	4,427	4,426	4,426	17,706
Support to Operations	200000000000000	10,847	2,711	13,558	14,616	0	0	0	0	0	3,654	3,654	3,653	3,655	14,616
Provision of legal advice, legal counselling and legal support to service contract negotiations and hearings; serves as the official legislative liaison to the Congress of the Philippines	200000100001000	2,156	539	2,695	3,012	0	0	0	0	0	753	753	753	753	3,012
PS		2,156	539	2,695	3,012	0	0	0	0	0	753	753	753	753	3,012
Formulation of policies, plans and programs relative to information and communications technology, geo-informatics and data information management. Ensures effective deployment, utilization and maintenance of ICT	200000100002000	2,047	512	2,559	2,426	0	0	0	0	0	607	607	606	606	2,426
PS		2,047	512	2,559	2,426	0	0	0	0	0	607	607	606	606	2,426
Provision and conduct of laboratory services in support of exploration and development of indigenous energy resources, as well as, to promote energy efficiency through research and calibration testing	200000100003000	2,458	614	3,072	3,169	0	0	0	0	0	792	792	792	793	3,169
PS		2,458	614	3,072	3,169	0	0	0	0	0	792	792	792	793	3,169
Extension and enhancement of energy resource exploration, development and utilization; and energy industry management and control activities in the areas of Luzon, Visayas and Mindanao	200000100004000	4,186	1,046	5,232	6,009	0	0	0	0	0	1,502	1,502	1,502	1,503	6,009
PS		4,186	1,046	5,232	6,009	0	0	0	0	0	1,502	1,502	1,502	1,503	6,009
Operations	300000000000000	2,689	672	3,361	3,373	0	0	0	0	0	843	843	843	844	3,373
NATIONAL AND REGIONAL ENERGY PLANNING PROGRAM	310100000000000	2,689	672	3,361	3,373	0	0	0	0	0	843	843	843	844	3,373
Formulation, updating and monitoring of short, medium and long term national and regional energy policies, plans and programs	310100100001000	2,689	672	3,361	3,373	0	0	0	0	0	843	843	843	844	3,373
PS		2,689	672	3,361	3,373	0	0	0	0	0	843	843	843	844	3,373

Department : Department of Energy (DOE)  
 Agency/Entity : Office of the Secretary  
 Operating Unit : < not applicable >  
 Organization Code (UACS) : 09 001 0000000

Particulars	UACS CODE	Current Year's Obligation			Budget Year Obligation Program											
		Actual January 1 - September 30	Estimate October 1 - December 31	Total	Total	GAAAO (ANNEX A)					FOR ISSUANCE OF GARO / SARO					
		3	4	5=3+4	6=11+16	Quarter 1	Quarter 2	Quarter 3	Quarter 4	Sub Total	Quarter 1	Quarter 2	Quarter 3	Quarter 4	Sub Total	
1	2	3	4	5=3+4	6=11+16	7	8	9	10	11=7+8+9+10	12	13	14	15	16=12+13+14+15	
Collections from other production shares and miscellaneous income		24,590	55,352	79,942	49,776	0	0	0	0	0	0	3,600	13,000	22,000	11,176	49,776
Operations	3000000000000000	24,590	55,352	79,942	49,776	0	0	0	0	0	0	3,600	13,000	22,000	11,176	49,776
NATIONAL AND REGIONAL ENERGY PLANNING PROGRAM	3101000000000000	24,590	55,352	79,942	49,776	0	0	0	0	0	0	3,600	13,000	22,000	11,176	49,776
Project(s)		24,590	55,352	79,942	49,776	0	0	0	0	0	0	3,600	13,000	22,000	11,176	49,776
Locally-Funded Project(s)		24,590	55,352	79,942	49,776	0	0	0	0	0	0	3,600	13,000	22,000	11,176	49,776
Nuclear Energy Program Implementing Organizations (NEPIO)	310100200003000	13,722	11,278	25,000	45,000	0	0	0	0	0	0	3,100	11,000	20,000	10,900	45,000
MOOE		13,722	11,278	25,000	45,000	0	0	0	0	0	0	3,100	11,000	20,000	10,900	45,000
Comprehensive Regional Energy Study in the Philippines (CRESP)	310100200004000	10,868	44,074	54,942	4,776	0	0	0	0	0	0	500	2,000	2,000	276	4,776
MOOE		10,868	44,074	54,942	4,776	0	0	0	0	0	0	500	2,000	2,000	276	4,776
Retirement and Life Insurance Premiums		2,469	618	3,087	3,287	0	0	0	0	0	0	822	822	822	821	3,287
Operations	3000000000000000	2,469	618	3,087	3,287	0	0	0	0	0	0	822	822	822	821	3,287
CONVENTIONAL ENERGY DEVELOPMENT PROGRAM	3102000000000000	2,469	618	3,087	3,287	0	0	0	0	0	0	822	822	822	821	3,287
Promotion of exploration, development and production of conventional energy resources	310200100001000	1,299	325	1,624	1,581	0	0	0	0	0	0	395	395	395	396	1,581
PS		1,299	325	1,624	1,581	0	0	0	0	0	0	395	395	395	396	1,581
Supervision and regulation of exploration, development and production of conventional energy resources and technologies	310200100002000	1,170	293	1,463	1,706	0	0	0	0	0	0	427	427	427	425	1,706
PS		1,170	293	1,463	1,706	0	0	0	0	0	0	427	427	427	425	1,706
Collections from other production shares and miscellaneous income		21,864	13,952	35,816	35,816	0	0	0	0	0	0	1,200	16,200	16,200	2,216	35,816
Operations	3000000000000000	21,864	13,952	35,816	35,816	0	0	0	0	0	0	1,200	16,200	16,200	2,216	35,816
CONVENTIONAL ENERGY DEVELOPMENT PROGRAM	3102000000000000	21,864	13,952	35,816	35,816	0	0	0	0	0	0	1,200	16,200	16,200	2,216	35,816
Project(s)		21,864	13,952	35,816	35,816	0	0	0	0	0	0	1,200	16,200	16,200	2,216	35,816
Locally-Funded Project(s)		21,864	13,952	35,816	35,816	0	0	0	0	0	0	1,200	16,200	16,200	2,216	35,816
Philippine Conventional Energy Contracting Program (PCECP)	310200200002000	21,864	13,952	35,816	35,816	0	0	0	0	0	0	1,200	16,200	16,200	2,216	35,816
MOOE		21,864	13,952	35,816	35,816	0	0	0	0	0	0	1,200	16,200	16,200	2,216	35,816
Retirement and Life Insurance Premiums		6,222	1,556	7,778	7,820	0	0	0	0	0	0	1,955	1,955	1,955	1,955	7,820
Operations	3000000000000000	6,222	1,556	7,778	7,820	0	0	0	0	0	0	1,955	1,955	1,955	1,955	7,820
RENEWABLE ENERGY DEVELOPMENT PROGRAM	3103000000000000	6,222	1,556	7,778	7,820	0	0	0	0	0	0	1,955	1,955	1,955	1,955	7,820
Promotion of renewable energy (RE) resources	310300100001000	1,310	328	1,638	1,500	0	0	0	0	0	0	375	375	375	375	1,500
PS		1,310	328	1,638	1,500	0	0	0	0	0	0	375	375	375	375	1,500
Supervision and regulation of exploration, development and utilization of RE resources and technologies	310300100002000	4,912	1,228	6,140	6,320	0	0	0	0	0	0	1,580	1,580	1,580	1,580	6,320
PS		4,912	1,228	6,140	6,320	0	0	0	0	0	0	1,580	1,580	1,580	1,580	6,320
Collections from other production shares and miscellaneous income		3,544	3,997	7,541	7,541	0	0	0	0	0	0	300	3,000	3,380	861	7,541
Operations	3000000000000000	3,544	3,997	7,541	7,541	0	0	0	0	0	0	300	3,000	3,380	861	7,541
RENEWABLE ENERGY DEVELOPMENT PROGRAM	3103000000000000	3,544	3,997	7,541	7,541	0	0	0	0	0	0	300	3,000	3,380	861	7,541
Project(s)		3,544	3,997	7,541	7,541	0	0	0	0	0	0	300	3,000	3,380	861	7,541
Locally-Funded Project(s)		3,544	3,997	7,541	7,541	0	0	0	0	0	0	300	3,000	3,380	861	7,541
Biofuels Program	310300200002000	3,544	3,997	7,541	7,541	0	0	0	0	0	0	300	3,000	3,380	861	7,541
MOOE		3,465	3,996	7,461	7,461	0	0	0	0	0	0	300	3,000	3,300	861	7,461
CO		79	1	80	80	0	0	0	0	0	0	0	0	80	0	80

Department : Department of Energy (DOE)  
 Agency/Entity : Office of the Secretary  
 Operating Unit : < not applicable >  
 Organization Code (UACS) : 09 001 0000000

Particulars	UACS CODE	Current Year's Obligation				Budget Year Obligation Program									
		Actual January 1 - September 30	Estimate October 1 - December 31	Total	Total	GAAAO (ANEX A)					FOR ISSUANCE OF GARO / SARO				
		3	4	5=3+4	6=11+16	Quarter 1	Quarter 2	Quarter 3	Quarter 4	Sub Total	Quarter 1	Quarter 2	Quarter 3	Quarter 4	Sub Total
1	2	3	4	5=3+4	6=11+16	7	8	9	10	11=7+8+9+10	12	13	14	15	16=12+13+14+15
Retirement and Life Insurance Premiums		4,408	1,102	5,510	5,793	0	0	0	0	0	1,449	1,449	1,448	1,447	5,793
Operations	30000000000000	4,408	1,102	5,510	5,793	0	0	0	0	0	1,449	1,449	1,448	1,447	5,793
DOWNSTREAM ENERGY DEVELOPMENT PROGRAM	31040000000000	4,408	1,102	5,510	5,793	0	0	0	0	0	1,449	1,449	1,448	1,447	5,793
Promotion of plans and programs to ensure sustainable supply for the downstream oil and natural gas industries	310400100001000	780	195	975	1,194	0	0	0	0	0	299	299	298	298	1,194
PS		780	195	975	1,194	0	0	0	0	0	299	299	298	298	1,194
Supervision and regulation of the downstream oil and natural gas industries	310400100002000	3,628	907	4,535	4,599	0	0	0	0	0	1,150	1,150	1,150	1,149	4,599
PS		3,628	907	4,535	4,599	0	0	0	0	0	1,150	1,150	1,150	1,149	4,599
Collections from other production shares and miscellaneous income		13,732	16,188	29,920	29,920	0	0	0	0	0	1,500	17,437	8,244	2,739	29,920
Operations	30000000000000	13,732	16,188	29,920	29,920	0	0	0	0	0	1,500	17,437	8,244	2,739	29,920
DOWNSTREAM ENERGY DEVELOPMENT PROGRAM	31040000000000	13,732	16,188	29,920	29,920	0	0	0	0	0	1,500	17,437	8,244	2,739	29,920
Project(s)		13,732	16,188	29,920	29,920	0	0	0	0	0	1,500	17,437	8,244	2,739	29,920
Locally-Funded Project(s)		13,732	16,188	29,920	29,920	0	0	0	0	0	1,500	17,437	8,244	2,739	29,920
Oil Industry Deregulation Management Program	310400200001000	13,732	16,188	29,920	29,920	0	0	0	0	0	1,500	17,437	8,244	2,739	29,920
MOOE		13,732	2,258	15,990	15,990	0	0	0	0	0	1,500	8,151	3,600	2,739	15,990
CO		0	13,930	13,930	13,930	0	0	0	0	0	0	9,286	4,644	0	13,930
Retirement and Life Insurance Premiums		3,646	911	4,557	5,066	0	0	0	0	0	1,267	1,267	1,266	1,266	5,066
Operations	30000000000000	3,646	911	4,557	5,066	0	0	0	0	0	1,267	1,267	1,266	1,266	5,066
ELECTRIC POWER INDUSTRY DEVELOPMENT PROGRAM	31050000000000	3,646	911	4,557	5,066	0	0	0	0	0	1,267	1,267	1,266	1,266	5,066
Management of the restructured electric power industry	310500100001000	3,646	911	4,557	5,066	0	0	0	0	0	1,267	1,267	1,266	1,266	5,066
PS		3,646	911	4,557	5,066	0	0	0	0	0	1,267	1,267	1,266	1,266	5,066
Collections from other production shares and miscellaneous income		2,442	497,558	500,000	500,000	0	0	0	0	0	150	195,200	303,600	1,050	500,000
Operations	30000000000000	2,442	497,558	500,000	500,000	0	0	0	0	0	150	195,200	303,600	1,050	500,000
ELECTRIC POWER INDUSTRY DEVELOPMENT PROGRAM	31050000000000	2,442	497,558	500,000	500,000	0	0	0	0	0	150	195,200	303,600	1,050	500,000
Project(s)		2,442	497,558	500,000	500,000	0	0	0	0	0	150	195,200	303,600	1,050	500,000
Locally-Funded Project(s)		2,442	497,558	500,000	500,000	0	0	0	0	0	150	195,200	303,600	1,050	500,000
Total Electrification Project	310500200004000	2,442	497,558	500,000	500,000	0	0	0	0	0	150	195,200	303,600	1,050	500,000
MOOE		2,442	197,558	200,000	200,000	0	0	0	0	0	150	195,200	3,600	1,050	200,000
CO		0	300,000	300,000	300,000	0	0	0	0	0	0	0	300,000	0	300,000
Retirement and Life Insurance Premiums		2,452	613	3,065	3,520	0	0	0	0	0	880	880	880	880	3,520
Operations	30000000000000	2,452	613	3,065	3,520	0	0	0	0	0	880	880	880	880	3,520
ENERGY EFFICIENCY AND CONSERVATION PROGRAM	32010000000000	2,452	613	3,065	3,520	0	0	0	0	0	880	880	880	880	3,520
Supervision, development and implementation of energy efficiency and conservation programs (EECP) and projects	320100100001000	1,938	485	2,423	2,876	0	0	0	0	0	719	719	719	719	2,876
PS		1,938	485	2,423	2,876	0	0	0	0	0	719	719	719	719	2,876
Promotion of EECP activities and projects	320100100002000	360	90	450	377	0	0	0	0	0	94	94	94	95	377
PS		360	90	450	377	0	0	0	0	0	94	94	94	95	377
Conduct of energy audit services	320100100003000	154	38	192	267	0	0	0	0	0	67	67	67	66	267
PS		154	38	192	267	0	0	0	0	0	67	67	67	66	267
Collections from other production shares and miscellaneous income		134,316	43,979	178,295	208,461	0	0	0	0	0	35,000	45,460	66,365	61,636	208,461
Operations	30000000000000	134,316	43,979	178,295	208,461	0	0	0	0	0	35,000	45,460	66,365	61,636	208,461

Department : Department of Energy (DOE)  
 Agency/Entity : Office of the Secretary  
 Operating Unit : < not applicable >  
 Organization Code (UACS) : 09 001 0000000


Particulars	UACS CODE	Current Year's Obligation			Budget Year Obligation Program											
		Actual January 1 - September 30	Estimate October 1 - December 31	Total	Total	GAAAO (ANNEX A)					FOR ISSUANCE OF GARO / SARO					
		3	4	5=3+4	6=11+16	Quarter 1	Quarter 2	Quarter 3	Quarter 4	Sub Total	Quarter 1	Quarter 2	Quarter 3	Quarter 4	Sub Total	
1	2	3	4	5=3+4	6=11+16	7	8	9	10	11=7+8+9+10	12	13	14	15	16=12+13+14+15	
ENERGY EFFICIENCY AND CONSERVATION PROGRAM	32010000000000	134,316	43,979	178,295	208,461	0	0	0	0	0	0	35,000	45,460	66,365	61,636	208,461
Project(s)		134,316	43,979	178,295	208,461	0	0	0	0	0	0	35,000	45,460	66,365	61,636	208,461
Locally-Funded Project(s)		134,316	43,979	178,295	208,461	0	0	0	0	0	0	35,000	45,460	66,365	61,636	208,461
National Energy Efficiency and Conservation Program	320100200001000	134,316	43,979	178,295	208,461	0	0	0	0	0	0	35,000	45,460	66,365	61,636	208,461
MOOE		126,076	41,294	167,370	197,836	0	0	0	0	0	0	35,000	40,000	61,200	61,636	197,836
CO		8,240	2,685	10,925	10,625	0	0	0	0	0	0	0	5,460	5,165	0	10,625
Retirement and Life Insurance Premiums		618	155	773	951	0	0	0	0	0	0	238	238	238	237	951
Operations	3000000000000000	618	155	773	951	0	0	0	0	0	0	238	238	238	237	951
ALTERNATIVE FUELS AND TECHNOLOGIES PROGRAM	3202000000000000	618	155	773	951	0	0	0	0	0	0	238	238	238	237	951
Promotion of research, development, demonstration and utilization of alternative fuels and technologies	320200100001000	618	155	773	951	0	0	0	0	0	0	238	238	238	237	951
PS		618	155	773	951	0	0	0	0	0	0	238	238	238	237	951
Collections from other production shares and miscellaneous income		43,534	20,966	64,500	64,500	0	0	0	0	0	0	1,500	45,000	6,200	11,800	64,500
Operations	3000000000000000	43,534	20,966	64,500	64,500	0	0	0	0	0	0	1,500	45,000	6,200	11,800	64,500
ALTERNATIVE FUELS AND TECHNOLOGIES PROGRAM	3202000000000000	43,534	20,966	64,500	64,500	0	0	0	0	0	0	1,500	45,000	6,200	11,800	64,500
Project(s)		43,534	20,966	64,500	64,500	0	0	0	0	0	0	1,500	45,000	6,200	11,800	64,500
Locally-Funded Project(s)		43,534	20,966	64,500	64,500	0	0	0	0	0	0	1,500	45,000	6,200	11,800	64,500
Alternative Fuels for Transportation and Other Purposes	320200200001000	43,534	20,966	64,500	64,500	0	0	0	0	0	0	1,500	45,000	6,200	11,800	64,500
MOOE		15,401	15,099	30,500	30,500	0	0	0	0	0	0	1,500	25,000	1,200	2,800	30,500
CO		28,133	5,867	34,000	34,000	0	0	0	0	0	0	0	20,000	5,000	9,000	34,000
III. Special Purpose Fund		48,170	12,554	60,724	0	0	0	0	0	0	0	0	0	0	0	0
Miscellaneous Personnel Benefits Fund	101406	40,935	12,554	53,489	0	0	0	0	0	0	0	0	0	0	0	0
PS		40,935	12,554	53,489	0	0	0	0	0	0	0	0	0	0	0	0
Pension and Gratuity Fund	101407	7,235	0	7,235	0	0	0	0	0	0	0	0	0	0	0	0
PS		7,235	0	7,235	0	0	0	0	0	0	0	0	0	0	0	0
TOTAL, Current Year Budget / Appropriations		1,439,709	1,239,753	2,679,462	3,085,204	649,344	504,848	461,749	511,117	2,127,058	58,785	350,832	441,520	107,009	958,146	
PS		572,256	192,256	764,512	761,272	149,195	198,712	149,195	202,038	699,140	15,535	15,535	15,531	15,531	62,132	
MOOE		726,816	542,673	1,269,489	1,633,033	417,083	223,070	229,488	226,013	1,095,654	43,250	300,551	111,100	82,478	537,379	
FinEx		0	0	0	0	0	0	0	0	0	0	0	0	0	0	
CO		140,637	504,824	645,461	690,899	83,066	83,066	83,066	83,066	332,264	0	34,746	314,889	9,000	358,635	
Recapitulation by Program		723,269	863,033	1,586,302	1,739,717	235,676	197,601	180,377	200,239	813,893	50,704	342,751	433,441	98,928	925,824	
NATIONAL AND REGIONAL ENERGY PLANNING PROGRAM	3101000000000000	88,073	115,178	203,251	223,530	38,741	41,399	46,242	43,999	170,381	4,443	13,843	22,943	12,020	53,149	
CONVENTIONAL ENERGY DEVELOPMENT PROGRAM	3102000000000000	67,629	52,094	119,723	122,315	19,475	22,066	19,475	22,196	83,212	2,022	17,022	17,022	3,037	39,103	
RENEWABLE ENERGY DEVELOPMENT PROGRAM	3103000000000000	115,690	43,276	158,966	171,026	42,024	39,840	33,624	40,177	155,665	2,255	4,955	5,335	2,816	15,361	
DOWNSTREAM ENERGY DEVELOPMENT PROGRAM	3104000000000000	126,041	36,733	162,774	171,130	72,033	23,297	17,633	22,454	135,417	2,949	18,886	9,692	4,186	35,713	
ELECTRIC POWER INDUSTRY DEVELOPMENT PROGRAM	3105000000000000	76,911	519,564	596,475	632,281	29,726	33,769	29,726	33,994	127,215	1,417	196,467	304,866	2,316	505,066	
ENERGY EFFICIENCY AND CONSERVATION PROGRAM	3201000000000000	192,655	67,559	260,214	310,805	23,263	26,071	23,263	26,227	98,824	35,880	46,340	67,245	62,516	211,981	
ALTERNATIVE FUELS AND TECHNOLOGIES PROGRAM	3202000000000000	56,270	28,629	84,899	84,317	4,336	5,081	4,336	5,113	18,866	1,738	45,238	6,438	12,037	65,451	
ELECTRIC VEHICLE INDUSTRY DEVELOPMENT PROGRAM	3203000000000000	0	0	0	24,313	6,078	6,078	6,078	6,079	24,313	0	0	0	0	0	
IV. Continuing Appropriations		9,278	11,739	21,017	0	0	0	0	0	0	0	0	0	0	0	
General Administration and Support	1000000000000000	1,666	1,380	3,046	0	0	0	0	0	0	0	0	0	0	0	

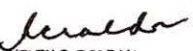
Department : Department of Energy (DOE)  
 Agency/Entity : Office of the Secretary  
 Operating Unit : < not applicable >  
 Organization Code (UACS) : 09 001 0000000


Particulars	UACS CODE	Current Year's Obligation			Budget Year Obligation Program											
		Actual January 1 - September 30	Estimate October 1 - December 31	Total 5=3+4	Total 6=11+16	GAAAO (ANNEX A)					FOR ISSUANCE OF GARO / SARO					
						Quarter 1	Quarter 2	Quarter 3	Quarter 4	Sub Total 11=7+8+9+10	Quarter 1	Quarter 2	Quarter 3	Quarter 4	Sub Total 16=12+13+14+15	
1	2	3	4	5=3+4	6=11+16	7	8	9	10	11=7+8+9+10	12	13	14	15	16=12+13+14+15	
General Management and Supervision	100000100001000	1,666	1,380	3,046	0	0	0	0	0	0	0	0	0	0	0	0
MOOE		1,666	1,380	3,046	0	0	0	0	0	0	0	0	0	0	0	0
Support to Operations	2000000000000000	0	15	15	0	0	0	0	0	0	0	0	0	0	0	0
Formulation of policies, plans and programs relative to information and communications technology, geoinformatics and data information management. Ensures effective deployment, utilization and maintenance of ICT	200000100002000	0	15	15	0	0	0	0	0	0	0	0	0	0	0	0
MOOE		0	15	15	0	0	0	0	0	0	0	0	0	0	0	0
Operations	3000000000000000	7,612	10,344	17,956	0	0	0	0	0	0	0	0	0	0	0	0
NATIONAL AND REGIONAL ENERGY PLANNING PROGRAM	3101000000000000	1,536	1,657	3,204	0	0	0	0	0	0	0	0	0	0	0	0
Formulation, updating and monitoring of short, medium and long term national and regional energy policies, plans and programs	310100100001000	0	11	11	0	0	0	0	0	0	0	0	0	0	0	0
MOOE		0	11	11	0	0	0	0	0	0	0	0	0	0	0	0
Project(s)		1,536	1,657	3,193	0	0	0	0	0	0	0	0	0	0	0	0
Locally-Funded Project(s)		1,536	1,657	3,193	0	0	0	0	0	0	0	0	0	0	0	0
Nuclear Energy Program Implementing Organizations (NEPIO)	310100200003000	1,536	1,657	3,193	0	0	0	0	0	0	0	0	0	0	0	0
MOOE		1,536	1,657	3,193	0	0	0	0	0	0	0	0	0	0	0	0
CONVENTIONAL ENERGY DEVELOPMENT PROGRAM	3102000000000000	1,642	140	1,782	0	0	0	0	0	0	0	0	0	0	0	0
Promotion of exploration, development and production of conventional energy resources	310200100001000	0	7	7	0	0	0	0	0	0	0	0	0	0	0	0
MOOE		0	7	7	0	0	0	0	0	0	0	0	0	0	0	0
Supervision and regulation of exploration, development and production of conventional energy resources and technologies	310200100002000	11	0	11	0	0	0	0	0	0	0	0	0	0	0	0
MOOE		11	0	11	0	0	0	0	0	0	0	0	0	0	0	0
Project(s)		1,631	133	1,764	0	0	0	0	0	0	0	0	0	0	0	0
Locally-Funded Project(s)		1,631	133	1,764	0	0	0	0	0	0	0	0	0	0	0	0
Philippine Conventional Energy Contracting Program (PCECP)	310200200002000	1,631	133	1,764	0	0	0	0	0	0	0	0	0	0	0	0
MOOE		1,631	133	1,764	0	0	0	0	0	0	0	0	0	0	0	0
RENEWABLE ENERGY DEVELOPMENT PROGRAM	3103000000000000	1,771	1,186	2,957	0	0	0	0	0	0	0	0	0	0	0	0
Promotion of renewable energy (RE) resources	310300100001000	0	5	5	0	0	0	0	0	0	0	0	0	0	0	0
MOOE		0	5	5	0	0	0	0	0	0	0	0	0	0	0	0
Supervision and regulation of exploration, development and utilization of RE resources and technologies	310300100002000	1,583	968	2,551	0	0	0	0	0	0	0	0	0	0	0	0
MOOE		1,583	968	2,551	0	0	0	0	0	0	0	0	0	0	0	0
Project(s)		188	213	401	0	0	0	0	0	0	0	0	0	0	0	0
Locally-Funded Project(s)		188	213	401	0	0	0	0	0	0	0	0	0	0	0	0
Biofuels Program	310300200002000	188	213	401	0	0	0	0	0	0	0	0	0	0	0	0
MOOE		188	203	391	0	0	0	0	0	0	0	0	0	0	0	0
CO		0	10	10	0	0	0	0	0	0	0	0	0	0	0	0
DOWNSTREAM ENERGY DEVELOPMENT PROGRAM	3104000000000000	444	4,475	4,919	0	0	0	0	0	0	0	0	0	0	0	0
Promotion of plans and programs to ensure sustainable supply for the downstream oil and natural gas industries	310400100001000	0	509	509	0	0	0	0	0	0	0	0	0	0	0	0
MOOE		0	509	509	0	0	0	0	0	0	0	0	0	0	0	0
Supervision and regulation of the downstream oil and natural gas industries	310400100002000	240	30	270	0	0	0	0	0	0	0	0	0	0	0	0


Department : Department of Energy (DOE)  
 Agency/Entity : Office of the Secretary  
 Operating Unit : < not applicable >  
 Organization Code (UACS) : 09 001 0000000

Particulars	UACS CODE	Current Year's Obligation			Budget Year Obligation Program											
		Actual January 1 - September 30	Estimate October 1 - December 31	Total	Total	GAAAO (ANNEX A)					FOR ISSUANCE OF GARO / SARO					
		3	4	5=3+4	6=11+16	Quarter 1	Quarter 2	Quarter 3	Quarter 4	Sub Total	Quarter 1	Quarter 2	Quarter 3	Quarter 4	Sub Total	
1	2	3	4	5=3+4	6=11+16	7	8	9	10	11=7+8+9+10	12	13	14	15	16=12+13+14+15	
MOOE		240	30	270	0	0	0	0	0	0	0	0	0	0	0	0
Project(s)		204	3,936	4,140	0	0	0	0	0	0	0	0	0	0	0	0
Locally-Funded Project(s)		204	3,936	4,140	0	0	0	0	0	0	0	0	0	0	0	0
Oil Industry Deregulation Management Program	310400200001000	204	3,936	4,140	0	0	0	0	0	0	0	0	0	0	0	0
MOOE		204	211	415	0	0	0	0	0	0	0	0	0	0	0	0
CO		0	3,725	3,725	0	0	0	0	0	0	0	0	0	0	0	0
ELECTRIC POWER INDUSTRY DEVELOPMENT PROGRAM	310500000000000	2,127	985	3,112	0	0	0	0	0	0	0	0	0	0	0	0
Management of the restructured electric power industry	310500100001000	59	62	121	0	0	0	0	0	0	0	0	0	0	0	0
MOOE		59	62	121	0	0	0	0	0	0	0	0	0	0	0	0
Project(s)		2,068	923	2,991	0	0	0	0	0	0	0	0	0	0	0	0
Locally-Funded Project(s)		2,068	923	2,991	0	0	0	0	0	0	0	0	0	0	0	0
Total Electrification Project	310500200004000	2,068	923	2,991	0	0	0	0	0	0	0	0	0	0	0	0
MOOE		2,068	923	2,991	0	0	0	0	0	0	0	0	0	0	0	0
ENERGY EFFICIENCY AND CONSERVATION PROGRAM	320100000000000	92	498	590	0	0	0	0	0	0	0	0	0	0	0	0
Project(s)		92	498	590	0	0	0	0	0	0	0	0	0	0	0	0
Locally-Funded Project(s)		92	498	590	0	0	0	0	0	0	0	0	0	0	0	0
National Energy Efficiency and Conservation Program	320100200001000	92	498	590	0	0	0	0	0	0	0	0	0	0	0	0
MOOE		92	80	172	0	0	0	0	0	0	0	0	0	0	0	0
CO		0	418	418	0	0	0	0	0	0	0	0	0	0	0	0
ALTERNATIVE FUELS AND TECHNOLOGIES PROGRAM	320200000000000	0	1,392	1,392	0	0	0	0	0	0	0	0	0	0	0	0
Project(s)		0	1,392	1,392	0	0	0	0	0	0	0	0	0	0	0	0
Locally-Funded Project(s)		0	1,392	1,392	0	0	0	0	0	0	0	0	0	0	0	0
Alternative Fuels for Transportation and Other Purposes	320200200001000	0	1,392	1,392	0	0	0	0	0	0	0	0	0	0	0	0
MOOE		0	54	54	0	0	0	0	0	0	0	0	0	0	0	0
CO		0	1,338	1,338	0	0	0	0	0	0	0	0	0	0	0	0

Certified Correct:  
  
 RYAN S. DOMASIG  
 CHIEF, BUDGET DIVISION  
 Date: October 31, 2024 02:02 PM

Certified Correct:  
  
 HELEN C. ROLDAN  
 OIC CHIEF, ACCOUNTING DIVISION  
 Date: October 31, 2024 02:02 PM

Recommending Approval By:  
  
 AGUSTUS CESAR A. NAVARRO  
 DIRECTOR, FINANCIAL SERVICES  
 Date: October 31, 2024 02:03 PM

Approved By:  
  
 SHARON S. GARIN  
 UNDERSECRETARY  
 Date: October 31, 2024 02:04 PM