

STATEMENT OF APPROPRIATIONS, ALLOTMENTS, OBLIGATIONS, DISBURSEMENTS AND BALANCES  
As at the Quarter Ending September 30, 2024

Department : Department of Energy (DOE)  
Agency/Entity : Office of the Secretary  
Operating Unit : < not applicable >  
Organization Code (UACS) : 09 001 0000000  
Fund Cluster : 01 - Regular Agency Fund  
(e.g. UACS Fund Cluster: 01-Regular Agency Fund, 02-Foreign Assisted Projects Fund, 03-Special Account-Locally Funded/Domestic Grants Fund, and 04-Special Account-Foreign Assisted/Foreign Grants Fund)

	Current Year Appropriations
	Supplemental Appropriations
X	Continuing Appropriations

Particulars	UACS CODE	Appropriations		Allotments							Current Year Obligations					Current Year Disbursements					Balances					
		Authorized Appropriations	Adjusted Appropriations (Transfer To/From, Modifications/Augmentations)	Allotments		Adjustments (Reductions, Modifications/Augmentations)	Transfer To	Transfer From	Adjusted Allotments	1st Quarter Ending March 31	2nd Quarter Ending June 30	3rd Quarter Ending September 30	4th Quarter Ending December 31	Total	1st Quarter Ending March 31	2nd Quarter Ending June 30	3rd Quarter Ending September 30	4th Quarter Ending December 31	Total	Unused Funds		Unpaid Obligations (16-21)+(24+25)				
				SARO	Unobligated															Unreleased Appropriations	Unobligated Allotments	Due and Demandable	Not Yet Due and Demandable			
1	2	3	4	5	6	7	8	9	10	11=(9)+(10)	12	13	14	15	16=(12)+(13)+(14)+(15)	17	18	19	20	21=(17)+(18)+(19)+(20)	22=(5-11)	23=(11-16)	24	25		
Unobligated Allotment		0.00	0.00	0.00	0.00	5,547,036.83	0.00	0.00	0.00	0.00	5,547,036.83	2,601,750.82	396,479.43	961,040.00	0.00	3,559,270.05	1,071,260.91	998,899.00	487,685.98	0.00	2,557,645.89	0.00	2,987,786.48	284,833.36	716,790.00	
I. Agency Specific Budget		0.00	0.00	0.00	0.00	5,547,036.83	0.00	0.00	0.00	0.00	5,547,036.83	2,601,750.82	396,479.43	961,040.00	0.00	3,559,270.05	1,071,260.91	998,899.00	487,685.98	0.00	2,557,645.89	0.00	2,987,786.48	284,833.36	716,790.00	
General Administration and Support	1000000000000000	0.00	0.00	0.00	0.00	3,046,476.57	0.00	0.00	0.00	0.00	3,046,476.57	738,167.06	396,479.43	531,040.00	0.00	1,665,686.49	458,456.81	629,920.00	218,080.00	0.00	1,306,456.81	0.00	1,380,790.08	37,071.68	322,158.00	
General Management and Supervision	100000100001000	0.00	0.00	0.00	0.00	3,046,476.57	0.00	0.00	0.00	0.00	3,046,476.57	738,167.06	396,479.43	531,040.00	0.00	1,665,686.49	458,456.81	629,920.00	218,080.00	0.00	1,306,456.81	0.00	1,380,790.08	37,071.68	322,158.00	
MOOE		0.00	0.00	0.00	0.00	3,046,476.57	0.00	0.00	0.00	0.00	3,046,476.57	738,167.06	396,479.43	531,040.00	0.00	1,665,686.49	458,456.81	629,920.00	218,080.00	0.00	1,306,456.81	0.00	1,380,790.08	37,071.68	322,158.00	
Sub-Total, General Administration and Support		0.00	0.00	0.00	0.00	3,046,476.57	0.00	0.00	0.00	0.00	3,046,476.57	738,167.06	396,479.43	531,040.00	0.00	1,665,686.49	458,456.81	629,920.00	218,080.00	0.00	1,306,456.81	0.00	1,380,790.08	37,071.68	322,158.00	
PS		0.00	0.00	0.00	0.00	0.00	0.00	0.00	0.00	0.00	0.00	0.00	0.00	0.00	0.00	0.00	0.00	0.00	0.00	0.00	0.00	0.00	0.00	0.00	0.00	0.00
MOOE		0.00	0.00	0.00	0.00	3,046,476.57	0.00	0.00	0.00	0.00	3,046,476.57	738,167.06	396,479.43	531,040.00	0.00	1,665,686.49	458,456.81	629,920.00	218,080.00	0.00	1,306,456.81	0.00	1,380,790.08	37,071.68	322,158.00	
FinEx (if Applicable)		0.00	0.00	0.00	0.00	0.00	0.00	0.00	0.00	0.00	0.00	0.00	0.00	0.00	0.00	0.00	0.00	0.00	0.00	0.00	0.00	0.00	0.00	0.00	0.00	0.00
CO		0.00	0.00	0.00	0.00	0.00	0.00	0.00	0.00	0.00	0.00	0.00	0.00	0.00	0.00	0.00	0.00	0.00	0.00	0.00	0.00	0.00	0.00	0.00	0.00	0.00
Support to Operations	2000000000000000	0.00	0.00	0.00	0.00	14,743.02	0.00	0.00	0.00	0.00	14,743.02	0.00	0.00	0.00	0.00	0.00	0.00	0.00	0.00	0.00	0.00	0.00	14,743.02	0.00	0.00	
Formulation of policies, plans and programs relative to information and communications technology, geo-informatics and data information management. Ensures effective deployment, utilization and maintenance of ICT	200000100002000	0.00	0.00	0.00	0.00	14,743.02	0.00	0.00	0.00	0.00	14,743.02	0.00	0.00	0.00	0.00	0.00	0.00	0.00	0.00	0.00	0.00	0.00	14,743.02	0.00	0.00	
MOOE		0.00	0.00	0.00	0.00	14,743.02	0.00	0.00	0.00	0.00	14,743.02	0.00	0.00	0.00	0.00	0.00	0.00	0.00	0.00	0.00	0.00	0.00	14,743.02	0.00	0.00	
Sub-Total, Support to Operations		0.00	0.00	0.00	0.00	14,743.02	0.00	0.00	0.00	0.00	14,743.02	0.00	0.00	0.00	0.00	0.00	0.00	0.00	0.00	0.00	0.00	0.00	14,743.02	0.00	0.00	
PS		0.00	0.00	0.00	0.00	0.00	0.00	0.00	0.00	0.00	0.00	0.00	0.00	0.00	0.00	0.00	0.00	0.00	0.00	0.00	0.00	0.00	0.00	0.00	0.00	0.00
MOOE		0.00	0.00	0.00	0.00	14,743.02	0.00	0.00	0.00	0.00	14,743.02	0.00	0.00	0.00	0.00	0.00	0.00	0.00	0.00	0.00	0.00	0.00	14,743.02	0.00	0.00	
FinEx (if Applicable)		0.00	0.00	0.00	0.00	0.00	0.00	0.00	0.00	0.00	0.00	0.00	0.00	0.00	0.00	0.00	0.00	0.00	0.00	0.00	0.00	0.00	0.00	0.00	0.00	0.00
CO		0.00	0.00	0.00	0.00	0.00	0.00	0.00	0.00	0.00	0.00	0.00	0.00	0.00	0.00	0.00	0.00	0.00	0.00	0.00	0.00	0.00	0.00	0.00	0.00	0.00
Operations	3000000000000000	0.00	0.00	0.00	0.00	3,485,816.94	0.00	0.00	0.00	0.00	3,485,816.94	1,863,583.56	0.00	30,000.00	0.00	1,893,583.56	612,804.10	368,779.80	269,605.98	0.00	1,251,189.88	0.00	1,592,233.38	247,761.68	394,632.00	
CO - Required energy supply level attained		0.00	0.00	0.00	0.00	3,485,816.94	0.00	0.00	0.00	0.00	3,485,816.94	1,863,583.56	0.00	30,000.00	0.00	1,893,583.56	612,804.10	368,779.80	269,605.98	0.00	1,251,189.88	0.00	1,592,233.38	247,761.68	394,632.00	
NATIONAL AND REGIONAL ENERGY PLANNING PROGRAM		0.00	0.00	0.00	0.00	10,683.24	0.00	0.00	0.00	0.00	10,683.24	0.00	0.00	0.00	0.00	0.00	0.00	0.00	0.00	0.00	0.00	0.00	10,683.24	0.00	0.00	
Formulation, updating and monitoring of short, medium and long term national and regional energy policies, plans and programs	310100100001000	0.00	0.00	0.00	0.00	10,683.24	0.00	0.00	0.00	0.00	10,683.24	0.00	0.00	0.00	0.00	0.00	0.00	0.00	0.00	0.00	0.00	0.00	10,683.24	0.00	0.00	
MOOE		0.00	0.00	0.00	0.00	10,683.24	0.00	0.00	0.00	0.00	10,683.24	0.00	0.00	0.00	0.00	0.00	0.00	0.00	0.00	0.00	0.00	0.00	10,683.24	0.00	0.00	
CONVENTIONAL ENERGY DEVELOPMENT PROGRAM		0.00	0.00	0.00	0.00	18,354.28	0.00	0.00	0.00	0.00	18,354.28	11,300.00	0.00	0.00	0.00	11,300.00	11,300.00	0.00	0.00	0.00	0.00	0.00	0.00	7,054.28	0.00	0.00
Promotion of exploration, development and production of conventional energy resources	310200100001000	0.00	0.00	0.00	0.00	7,054.28	0.00	0.00	0.00	0.00	7,054.28	0.00	0.00	0.00	0.00	0.00	0.00	0.00	0.00	0.00	0.00	0.00	7,054.28	0.00	0.00	
MOOE		0.00	0.00	0.00	0.00	7,054.28	0.00	0.00	0.00	0.00	7,054.28	0.00	0.00	0.00	0.00	0.00	0.00	0.00	0.00	0.00	0.00	0.00	7,054.28	0.00	0.00	

Handwritten initials and marks at the bottom right corner.

STATEMENT PROPRIATIONS, ALLOTMENTS, OBLIGATIONS, DISBURSEMENT BALANCES  
As at the Quarter Ending September 30, 2024

Department : Department of Energy (DOE)  
Agency/Entity : Office of the Secretary  
Operating Unit : < not applicable >  
Organization Code (UACS) : 09 001 0000000  
Fund Cluster : 01 - Regular Agency Fund  
(e.g. UACS Fund Cluster: 01-Regular Agency Fund, 02-Foreign Assisted Projects Fund, 03-Special Account-Locally Funded/Domestic Grants Fund, and 04-Special Account-Foreign Assisted/Foreign Grants Fund)

	Current Year Appropriations
	Supplemental Appropriations
X	Continuing Appropriations

Particulars	UACS CODE	Appropriations		Allotments						Current Year Obligations					Current Year Disbursements					Balances					
		Authorized Appropriations	Adjustments (Transfer To/From, Modifications/Augmentations)	Adjusted Appropriations	Allotments		Transfer To	Transfer From	Adjusted Allotments	1st Quarter Ending March 31	2nd Quarter Ending June 30	3rd Quarter Ending September 30	4th Quarter Ending December 31	Total	1st Quarter Ending March 31	2nd Quarter Ending June 30	3rd Quarter Ending September 30	4th Quarter Ending December 31	Total	Unused Funds		Unpaid Obligations (16-21)=(24+25)			
					SARO	Unobligated														Adjustments (Reductions, Modifications/Augmentations)	Unreleased Appropriations	Unobligated Allotments	Due and Demandable	Not Yet Due and Demandable	
1	2	3	4	5=(3+4)	6	7	8	9	10	11=(9-7)+(8-9-10)	12	13	14	15	16=(12+13+14+15)	17	18	19	20	21=(17+18+19+20)	22=(6-11)	23=(11-16)	24	25	
Supervision and regulation of exploration, development and production of conventional energy resources and technologies	310200100002000	0.00	0.00	0.00	0.00	11,300.00	0.00	0.00	0.00	0.00	11,300.00	11,300.00	0.00	0.00	0.00	11,300.00	11,300.00	0.00	0.00	0.00	11,300.00	0.00	0.00	0.00	0.00
MOOE		0.00	0.00	0.00	0.00	11,300.00	0.00	0.00	0.00	0.00	11,300.00	11,300.00	0.00	0.00	0.00	11,300.00	11,300.00	0.00	0.00	0.00	11,300.00	0.00	0.00	0.00	0.00
RENEWABLE ENERGY DEVELOPMENT PROGRAM		0.00	0.00	0.00	0.00	2,556,288.31	0.00	0.00	0.00	0.00	2,556,288.31	1,583,314.88	0.00	0.00	0.00	1,583,314.88	332,535.42	368,779.80	239,605.98	0.00	940,921.20	0.00	972,973.43	247,761.68	394,632.00
Promotion of renewable energy (RE) resources	310300100001000	0.00	0.00	0.00	0.00	5,327.95	0.00	0.00	0.00	0.00	5,327.95	0.00	0.00	0.00	0.00	0.00	0.00	0.00	0.00	0.00	0.00	0.00	5,327.95	0.00	0.00
MOOE		0.00	0.00	0.00	0.00	5,327.95	0.00	0.00	0.00	0.00	5,327.95	0.00	0.00	0.00	0.00	0.00	0.00	0.00	0.00	0.00	0.00	0.00	5,327.95	0.00	0.00
Supervision and regulation of exploration, development and utilization of RE resources and technologies	310300100002000	0.00	0.00	0.00	0.00	2,550,960.36	0.00	0.00	0.00	0.00	2,550,960.36	1,583,314.88	0.00	0.00	0.00	1,583,314.88	332,535.42	368,779.80	239,605.98	0.00	940,921.20	0.00	967,645.48	247,761.68	394,632.00
MOOE		0.00	0.00	0.00	0.00	2,550,960.36	0.00	0.00	0.00	0.00	2,550,960.36	1,583,314.88	0.00	0.00	0.00	1,583,314.88	332,535.42	368,779.80	239,605.98	0.00	940,921.20	0.00	967,645.48	247,761.68	394,632.00
DOWNSTREAM ENERGY DEVELOPMENT PROGRAM		0.00	0.00	0.00	0.00	779,341.15	0.00	0.00	0.00	0.00	779,341.15	239,568.00	0.00	0.00	0.00	239,568.00	239,568.00	0.00	0.00	0.00	239,568.00	0.00	539,773.15	0.00	0.00
Promotion of plans and programs to ensure sustainable supply for the downstream oil and natural gas industries	310400100001000	0.00	0.00	0.00	0.00	508,953.02	0.00	0.00	0.00	0.00	508,953.02	0.00	0.00	0.00	0.00	0.00	0.00	0.00	0.00	0.00	0.00	0.00	508,953.02	0.00	0.00
MOOE		0.00	0.00	0.00	0.00	508,953.02	0.00	0.00	0.00	0.00	508,953.02	0.00	0.00	0.00	0.00	0.00	0.00	0.00	0.00	0.00	0.00	0.00	508,953.02	0.00	0.00
Supervision and regulation of the downstream oil and natural gas industries	310400100002000	0.00	0.00	0.00	0.00	270,388.13	0.00	0.00	0.00	0.00	270,388.13	239,568.00	0.00	0.00	0.00	239,568.00	239,568.00	0.00	0.00	0.00	0.00	0.00	30,820.13	0.00	0.00
MOOE		0.00	0.00	0.00	0.00	270,388.13	0.00	0.00	0.00	0.00	270,388.13	239,568.00	0.00	0.00	0.00	239,568.00	239,568.00	0.00	0.00	0.00	0.00	0.00	30,820.13	0.00	0.00
ELECTRIC POWER INDUSTRY DEVELOPMENT PROGRAM		0.00	0.00	0.00	0.00	121,149.96	0.00	0.00	0.00	0.00	121,149.96	29,400.68	0.00	30,000.00	0.00	59,400.68	29,400.68	0.00	30,000.00	0.00	59,400.68	0.00	61,749.28	0.00	0.00
Management of the restructured electric power industry	310500100001000	0.00	0.00	0.00	0.00	121,149.96	0.00	0.00	0.00	0.00	121,149.96	29,400.68	0.00	30,000.00	0.00	59,400.68	29,400.68	0.00	30,000.00	0.00	59,400.68	0.00	61,749.28	0.00	0.00
MOOE		0.00	0.00	0.00	0.00	121,149.96	0.00	0.00	0.00	0.00	121,149.96	29,400.68	0.00	30,000.00	0.00	59,400.68	29,400.68	0.00	30,000.00	0.00	59,400.68	0.00	61,749.28	0.00	0.00
Sub-Total, Operations		0.00	0.00	0.00	0.00	3,485,816.94	0.00	0.00	0.00	0.00	3,485,816.94	1,863,583.56	0.00	30,000.00	0.00	1,893,583.56	612,804.10	368,779.80	269,605.98	0.00	1,251,189.88	0.00	1,592,233.38	247,761.68	394,632.00
PS		0.00	0.00	0.00	0.00	0.00	0.00	0.00	0.00	0.00	0.00	0.00	0.00	0.00	0.00	0.00	0.00	0.00	0.00	0.00	0.00	0.00	0.00	0.00	0.00
MOOE		0.00	0.00	0.00	0.00	3,485,816.94	0.00	0.00	0.00	0.00	3,485,816.94	1,863,583.56	0.00	30,000.00	0.00	1,893,583.56	612,804.10	368,779.80	269,605.98	0.00	1,251,189.88	0.00	1,592,233.38	247,761.68	394,632.00
FinEx (if Applicable)		0.00	0.00	0.00	0.00	0.00	0.00	0.00	0.00	0.00	0.00	0.00	0.00	0.00	0.00	0.00	0.00	0.00	0.00	0.00	0.00	0.00	0.00	0.00	0.00
CO		0.00	0.00	0.00	0.00	0.00	0.00	0.00	0.00	0.00	0.00	0.00	0.00	0.00	0.00	0.00	0.00	0.00	0.00	0.00	0.00	0.00	0.00	0.00	0.00
Sub-Total, I. Agency Specific Budget		0.00	0.00	0.00	0.00	6,547,036.53	0.00	0.00	0.00	0.00	6,547,036.53	2,801,750.62	396,479.43	561,040.00	0.00	3,559,270.05	1,071,260.91	998,699.80	487,685.98	0.00	2,557,646.69	0.00	2,987,766.48	284,833.36	716,790.00
PS		0.00	0.00	0.00	0.00	0.00	0.00	0.00	0.00	0.00	0.00	0.00	0.00	0.00	0.00	0.00	0.00	0.00	0.00	0.00	0.00	0.00	0.00	0.00	0.00
MOOE		0.00	0.00	0.00	0.00	6,547,036.53	0.00	0.00	0.00	0.00	6,547,036.53	2,801,750.62	396,479.43	561,040.00	0.00	3,559,270.05	1,071,260.91	998,699.80	487,685.98	0.00	2,557,646.69	0.00	2,987,766.48	284,833.36	716,790.00
FinEx (if Applicable)		0.00	0.00	0.00	0.00	0.00	0.00	0.00	0.00	0.00	0.00	0.00	0.00	0.00	0.00	0.00	0.00	0.00	0.00	0.00	0.00	0.00	0.00	0.00	0.00
CO		0.00	0.00	0.00	0.00	0.00	0.00	0.00	0.00	0.00	0.00	0.00	0.00	0.00	0.00	0.00	0.00	0.00	0.00	0.00	0.00	0.00	0.00	0.00	0.00
GRAND TOTAL		0.00	0.00	0.00	0.00	6,547,036.53	0.00	0.00	0.00	0.00	6,547,036.53	2,801,750.62	396,479.43	561,040.00	0.00	3,559,270.05	1,071,260.91	998,699.80	487,685.98	0.00	2,557,646.69	0.00	2,987,766.48	284,833.36	716,790.00
PS		0.00	0.00	0.00	0.00	0.00	0.00	0.00	0.00	0.00	0.00	0.00	0.00	0.00	0.00	0.00	0.00	0.00	0.00	0.00	0.00	0.00	0.00	0.00	0.00
MOOE		0.00	0.00	0.00	0.00	6,547,036.53	0.00	0.00	0.00	0.00	6,547,036.53	2,801,750.62	396,479.43	561,040.00	0.00	3,559,270.05	1,071,260.91	998,699.80	487,685.98	0.00	2,557,646.69	0.00	2,987,766.48	284,833.36	716,790.00
FinEx (if Applicable)		0.00	0.00	0.00	0.00	0.00	0.00	0.00	0.00	0.00	0.00	0.00	0.00	0.00	0.00	0.00	0.00	0.00	0.00	0.00	0.00	0.00	0.00	0.00	0.00
CO		0.00	0.00	0.00	0.00	0.00	0.00	0.00	0.00	0.00	0.00	0.00	0.00	0.00	0.00	0.00	0.00	0.00	0.00	0.00	0.00	0.00	0.00	0.00	0.00
Recapitulation by CO:																									
Unobligated Allotment		0.00	0.00	0.00	0.00	3,485,816.94	0.00	0.00	0.00	0.00	3,485,816.94	1,863,583.56	0.00	30,000.00	0.00	1,893,583.56	612,804.10	368,779.80	269,605.98	0.00	1,251,189.88	0.00	1,592,233.38	247,761.68	394,632.00

Handwritten initials and marks at the bottom right corner of the page.



STATEMENTS OF APPROPRIATIONS, ALLOTMENTS, OBLIGATIONS, DISBURSEMENTS AND BALANCES  
As at the Quarter Ending September 30, 2024


Department : Department of Energy (DOE)  
 Agency/Entity : Office of the Secretary  
 Operating Unit : < not applicable >  
 Organization Code (UACS) : 09 001 0000000  
 Fund Cluster : 01 - Regular Agency Fund

	Current Year Appropriations
	Supplemental Appropriations
X	Continuing Appropriations

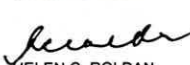
(e.g. UACS Fund Cluster: 01-Regular Agency Fund, 02-Foreign Assisted Projects Fund, 03-Special Account-Locally Funded/Domestic Grants Fund, and 04-Special Account-Foreign Assisted/Foreign Grants Fund)

Particulars	UACS CODE	Appropriations		Allotments							Current Year Obligations					Current Year Disbursements					Balances				
		Authorized Appropriations	Adjustments (Transfer To/From, Modifications/Augmentations)	Adjusted Appropriations	Allotments		Adjustments (Reductions, Modifications/Augmentations)	Transfer To	Transfer From	Adjusted Allotments	1st Quarter Ending March 31	2nd Quarter Ending June 30	3rd Quarter Ending September 30	4th Quarter Ending December 31	Total	1st Quarter Ending March 31	2nd Quarter Ending June 30	3rd Quarter Ending September 30	4th Quarter Ending December 31	Total	Unused Funds		Unpaid Obligations (16-21)=(24+25)		
					SARO	Unobligated															Unreleased Appropriations	Unobligated Allotments	Due and Demandable	Not Yet Due and Demandable	
1	2	3	4	5=(3+4)	6	7	8	9	10	11=(8+7)-(9)+4+10	12	13	14	15	16=(12+13+14+15)	17	18	19	20	21=(17+18+19+20)	22=(5-11)	23=(11-16)	24	25	
I. Agency Specific Budget		0.00	0.00	0.00	0.00	3,485,816.94	0.00	0.00	0.00	0.00	3,485,816.94	1,863,583.56	0.00	30,000.00	0.00	1,893,583.56	612,804.10	368,779.80	269,605.98	0.00	1,251,189.88	0.00	1,592,233.38	247,761.68	394,632.00
NATIONAL AND REGIONAL ENERGY PLANNING PROGRAM		0.00	0.00	0.00	0.00	10,683.24	0.00	0.00	0.00	0.00	10,683.24	0.00	0.00	0.00	0.00	0.00	0.00	0.00	0.00	0.00	0.00	0.00	10,683.24	0.00	0.00
CONVENTIONAL ENERGY DEVELOPMENT PROGRAM		0.00	0.00	0.00	0.00	18,354.28	0.00	0.00	0.00	0.00	18,354.28	11,300.00	0.00	0.00	0.00	11,300.00	11,300.00	0.00	0.00	0.00	0.00	0.00	11,300.00	0.00	7,054.28
RENEWABLE ENERGY DEVELOPMENT PROGRAM		0.00	0.00	0.00	0.00	2,556,288.31	0.00	0.00	0.00	0.00	2,556,288.31	1,583,314.88	0.00	0.00	0.00	1,583,314.88	332,535.42	368,779.80	239,605.98	0.00	940,921.20	0.00	972,973.43	247,761.68	394,632.00
DOWNSTREAM ENERGY DEVELOPMENT PROGRAM		0.00	0.00	0.00	0.00	779,341.15	0.00	0.00	0.00	0.00	779,341.15	239,568.00	0.00	0.00	0.00	239,568.00	239,568.00	0.00	0.00	0.00	0.00	0.00	539,773.15	0.00	0.00
ELECTRIC POWER INDUSTRY DEVELOPMENT PROGRAM		0.00	0.00	0.00	0.00	121,149.96	0.00	0.00	0.00	0.00	121,149.96	29,400.68	0.00	30,000.00	0.00	59,400.68	29,400.68	0.00	30,000.00	0.00	59,400.68	0.00	81,749.28	0.00	0.00


Certified Correct:

  
 RYAN S. DOMASIG  
 CHIEF, BUDGET DIVISION  
 Date: October 14, 2024 06:43 PM


Certified Correct:

  
 HELEN C. ROLDAN  
 OIC CHIEF, ACCOUNTING DIVISION  
 Date: October 14, 2024 06:43 PM

Recommending Approval By:

  
 AGUSTUS CESAR A. NAVARRO  
 DIRECTOR, FINANCIAL SERVICES  
 Date: October 14, 2024 06:45 PM

Approved By:

  
 SHARON S. GARIN  
 UNDERSECRETARY  
 Date: October 14, 2024 06:49 PM