

STATEMENT 'ROPRIATIONS, ALLOTMENTS, OBLIGATIONS, DISBURSEMENTS' BALANCES
As at the Quarter Ending September 30, 2024

Department : Department of Energy (DOE)
Agency/Entity : Office of the Secretary
Operating Unit : < not applicable >
Organization Code (UACS) : 09 001 0000000
Fund Cluster : 03 - Special Account - Locally Funded/Domestic Grants Fund
(e.g. UACS Fund Cluster: 01-Regular Agency Fund, 02-Foreign Assisted Projects Fund, 03-Special Account-Locally Funded/Domestic Grants Fund, and 04-Special Account-Foreign Assisted/Foreign Grants Fund)

| | |
|---|-----------------------------|
| | Current Year Appropriations |
| | Supplemental Appropriations |
| X | Continuing Appropriations |

| Particulars | UACS CODE | Appropriations | | Allotments | | Current Year Obligations | | | | | | | | | | Current Year Disbursements | | | | | Balances | | | | | |
|---|-----------------|---------------------------|-------------------------|------------|-------------|--------------------------|---------------|---------------------|-----------------------------|----------------------------|---------------------------------|--------------------------------|------------|-----------------------------|----------------------------|---------------------------------|--------------------------------|------------|---|---------------------------|------------------------------------|--------------------|----------------------------|--------------|------|------|
| | | Authorized Appropriations | Adjusted Appropriations | Allotments | | Transfer To | Transfer From | Adjusted Allotments | 1st Quarter Ending March 31 | 2nd Quarter Ending June 30 | 3rd Quarter Ending September 30 | 4th Quarter Ending December 31 | Total | 1st Quarter Ending March 31 | 2nd Quarter Ending June 30 | 3rd Quarter Ending September 30 | 4th Quarter Ending December 31 | Total | Unused Funds | | Unpaid Obligations (16-21)+(24+25) | | | | | |
| | | | | SARO | Unobligated | | | | | | | | | | | | | | Adjustments (Reductions, Modifications/Augmentations) | Unreleased Appropriations | Unobligated Allotments | Due and Demandable | Not Yet Due and Demandable | | | |
| 1 | 2 | 3 | 4 | 5=(3+4) | 6 | 7 | 8 | 9 | 10 | 11=(9+7)-(8)-10 | 12 | 13 | 14 | 15 | 16=(12+13+14+15) | 17 | 18 | 19 | 20 | 21=(17+18+19+20) | 22=(6-11) | 23=(11-16) | 24 | 25 | | |
| Unobligated Allotment | | 0.00 | 0.00 | 0.00 | 0.00 | 14,470,963.09 | 0.00 | 0.00 | 0.00 | 0.00 | 14,470,963.09 | 1,408,098.65 | 612,010.30 | 3,697,526.68 | 0.00 | 5,717,636.83 | 1,497,858.65 | 522,250.30 | 2,590,534.68 | 0.00 | 4,610,643.63 | 0.00 | 8,753,327.46 | 1,106,992.00 | 0.00 | |
| I. Agency Specific Budget | | 0.00 | 0.00 | 0.00 | 0.00 | 14,470,963.09 | 0.00 | 0.00 | 0.00 | 0.00 | 14,470,963.09 | 1,408,098.65 | 612,010.30 | 3,697,526.68 | 0.00 | 5,717,636.83 | 1,497,858.65 | 522,250.30 | 2,590,534.68 | 0.00 | 4,610,643.63 | 0.00 | 8,753,327.46 | 1,106,992.00 | 0.00 | |
| Operations | 30000000000000 | 0.00 | 0.00 | 0.00 | 0.00 | 14,470,963.09 | 0.00 | 0.00 | 0.00 | 0.00 | 14,470,963.09 | 1,408,098.65 | 612,010.30 | 3,697,526.68 | 0.00 | 5,717,636.83 | 1,497,858.65 | 522,250.30 | 2,590,534.68 | 0.00 | 4,610,643.63 | 0.00 | 8,753,327.46 | 1,106,992.00 | 0.00 | |
| OO : Required energy supply level attained | | 0.00 | 0.00 | 0.00 | 0.00 | 12,489,515.41 | 0.00 | 0.00 | 0.00 | 0.00 | 12,489,515.41 | 1,316,198.65 | 612,010.30 | 3,697,526.68 | 0.00 | 5,625,735.63 | 1,405,958.65 | 522,250.30 | 2,590,534.68 | 0.00 | 4,518,743.63 | 0.00 | 6,863,779.78 | 1,106,992.00 | 0.00 | |
| NATIONAL AND REGIONAL ENERGY PLANNING PROGRAM | | 0.00 | 0.00 | 0.00 | 0.00 | 3,193,123.75 | 0.00 | 0.00 | 0.00 | 0.00 | 3,193,123.75 | 44,491.46 | 219,234.30 | 1,271,788.50 | 0.00 | 1,535,514.26 | 41,932.46 | 221,793.30 | 1,243,288.50 | 0.00 | 1,507,014.26 | 0.00 | 1,657,609.49 | 28,500.00 | 0.00 | |
| Formulation, updating and monitoring of short, medium and long term national and regional energy policies, plans and programs | 310100100001000 | 0.00 | 0.00 | 0.00 | 0.00 | 29.00 | 0.00 | 0.00 | 0.00 | 0.00 | 29.00 | 0.00 | 0.00 | 0.00 | 0.00 | 0.00 | 0.00 | 0.00 | 0.00 | 0.00 | 0.00 | 0.00 | 29.00 | 0.00 | 0.00 | 0.00 |
| MOOE | | 0.00 | 0.00 | 0.00 | 0.00 | 29.00 | 0.00 | 0.00 | 0.00 | 0.00 | 29.00 | 0.00 | 0.00 | 0.00 | 0.00 | 0.00 | 0.00 | 0.00 | 0.00 | 0.00 | 0.00 | 0.00 | 29.00 | 0.00 | 0.00 | 0.00 |
| Locally-Funded Project(s) | | 0.00 | 0.00 | 0.00 | 0.00 | 3,193,094.75 | 0.00 | 0.00 | 0.00 | 0.00 | 3,193,094.75 | 44,491.46 | 219,234.30 | 1,271,788.50 | 0.00 | 1,535,514.26 | 41,932.46 | 221,793.30 | 1,243,288.50 | 0.00 | 1,507,014.26 | 0.00 | 1,657,580.49 | 28,500.00 | 0.00 | |
| Nuclear Energy Program Implementing Organizations (NEPIO) | 310100200003000 | 0.00 | 0.00 | 0.00 | 0.00 | 3,193,094.75 | 0.00 | 0.00 | 0.00 | 0.00 | 3,193,094.75 | 44,491.46 | 219,234.30 | 1,271,788.50 | 0.00 | 1,535,514.26 | 41,932.46 | 221,793.30 | 1,243,288.50 | 0.00 | 1,507,014.26 | 0.00 | 1,657,580.49 | 28,500.00 | 0.00 | |
| MOOE | | 0.00 | 0.00 | 0.00 | 0.00 | 3,193,094.75 | 0.00 | 0.00 | 0.00 | 0.00 | 3,193,094.75 | 44,491.46 | 219,234.30 | 1,271,788.50 | 0.00 | 1,535,514.26 | 41,932.46 | 221,793.30 | 1,243,288.50 | 0.00 | 1,507,014.26 | 0.00 | 1,657,580.49 | 28,500.00 | 0.00 | |
| CONVENTIONAL ENERGY DEVELOPMENT PROGRAM | | 0.00 | 0.00 | 0.00 | 0.00 | 1,764,339.49 | 0.00 | 0.00 | 0.00 | 0.00 | 1,764,339.49 | 1,221,716.19 | 97,222.00 | 311,709.00 | 0.00 | 1,630,647.19 | 1,318,938.19 | 0.00 | 306,723.00 | 0.00 | 1,625,661.19 | 0.00 | 133,692.30 | 4,986.00 | 0.00 | |
| Locally-Funded Project(s) | | 0.00 | 0.00 | 0.00 | 0.00 | 1,764,339.49 | 0.00 | 0.00 | 0.00 | 0.00 | 1,764,339.49 | 1,221,716.19 | 97,222.00 | 311,709.00 | 0.00 | 1,630,647.19 | 1,318,938.19 | 0.00 | 306,723.00 | 0.00 | 1,625,661.19 | 0.00 | 133,692.30 | 4,986.00 | 0.00 | |
| Philippine Conventional Energy Contracting Program (PCECP) | 310200200002000 | 0.00 | 0.00 | 0.00 | 0.00 | 1,764,339.49 | 0.00 | 0.00 | 0.00 | 0.00 | 1,764,339.49 | 1,221,716.19 | 97,222.00 | 311,709.00 | 0.00 | 1,630,647.19 | 1,318,938.19 | 0.00 | 306,723.00 | 0.00 | 1,625,661.19 | 0.00 | 133,692.30 | 4,986.00 | 0.00 | |
| MOOE | | 0.00 | 0.00 | 0.00 | 0.00 | 1,764,339.49 | 0.00 | 0.00 | 0.00 | 0.00 | 1,764,339.49 | 1,221,716.19 | 97,222.00 | 311,709.00 | 0.00 | 1,630,647.19 | 1,318,938.19 | 0.00 | 306,723.00 | 0.00 | 1,625,661.19 | 0.00 | 133,692.30 | 4,986.00 | 0.00 | |
| RENEWABLE ENERGY DEVELOPMENT PROGRAM | | 0.00 | 0.00 | 0.00 | 0.00 | 390,342.02 | 0.00 | 0.00 | 0.00 | 0.00 | 390,342.02 | 49,991.00 | 138,141.00 | 0.00 | 0.00 | 188,132.00 | 45,088.00 | 143,044.00 | 0.00 | 0.00 | 0.00 | 188,132.00 | 0.00 | 202,210.02 | 0.00 | |
| Locally-Funded Project(s) | | 0.00 | 0.00 | 0.00 | 0.00 | 390,342.02 | 0.00 | 0.00 | 0.00 | 0.00 | 390,342.02 | 49,991.00 | 138,141.00 | 0.00 | 0.00 | 188,132.00 | 45,088.00 | 143,044.00 | 0.00 | 0.00 | 0.00 | 188,132.00 | 0.00 | 202,210.02 | 0.00 | |
| Biofuels Program | 310300200002000 | 0.00 | 0.00 | 0.00 | 0.00 | 390,342.02 | 0.00 | 0.00 | 0.00 | 0.00 | 390,342.02 | 49,991.00 | 138,141.00 | 0.00 | 0.00 | 188,132.00 | 45,088.00 | 143,044.00 | 0.00 | 0.00 | 0.00 | 188,132.00 | 0.00 | 202,210.02 | 0.00 | |
| MOOE | | 0.00 | 0.00 | 0.00 | 0.00 | 390,342.02 | 0.00 | 0.00 | 0.00 | 0.00 | 390,342.02 | 49,991.00 | 138,141.00 | 0.00 | 0.00 | 188,132.00 | 45,088.00 | 143,044.00 | 0.00 | 0.00 | 0.00 | 188,132.00 | 0.00 | 202,210.02 | 0.00 | |
| CO | | 0.00 | 0.00 | 0.00 | 0.00 | 10,000.00 | 0.00 | 0.00 | 0.00 | 0.00 | 10,000.00 | 0.00 | 0.00 | 0.00 | 0.00 | 0.00 | 0.00 | 0.00 | 0.00 | 0.00 | 0.00 | 0.00 | 10,000.00 | 0.00 | 0.00 | |
| DOWNSTREAM ENERGY DEVELOPMENT PROGRAM | | 0.00 | 0.00 | 0.00 | 0.00 | 4,150,280.79 | 0.00 | 0.00 | 0.00 | 0.00 | 4,150,280.79 | 0.00 | 0.00 | 203,832.00 | 0.00 | 203,832.00 | 0.00 | 0.00 | 182,432.00 | 0.00 | 182,432.00 | 0.00 | 3,946,448.79 | 21,400.00 | 0.00 | |
| Locally-Funded Project(s) | | 0.00 | 0.00 | 0.00 | 0.00 | 4,150,280.79 | 0.00 | 0.00 | 0.00 | 0.00 | 4,150,280.79 | 0.00 | 0.00 | 203,832.00 | 0.00 | 203,832.00 | 0.00 | 0.00 | 182,432.00 | 0.00 | 182,432.00 | 0.00 | 3,946,448.79 | 21,400.00 | 0.00 | |
| Oil Industry Deregulation Management Program | 310400200001000 | 0.00 | 0.00 | 0.00 | 0.00 | 4,150,280.79 | 0.00 | 0.00 | 0.00 | 0.00 | 4,150,280.79 | 0.00 | 0.00 | 203,832.00 | 0.00 | 203,832.00 | 0.00 | 0.00 | 182,432.00 | 0.00 | 182,432.00 | 0.00 | 3,946,448.79 | 21,400.00 | 0.00 | |
| MOOE | | 0.00 | 0.00 | 0.00 | 0.00 | 4,150,280.79 | 0.00 | 0.00 | 0.00 | 0.00 | 4,150,280.79 | 0.00 | 0.00 | 203,832.00 | 0.00 | 203,832.00 | 0.00 | 0.00 | 182,432.00 | 0.00 | 182,432.00 | 0.00 | 3,946,448.79 | 21,400.00 | 0.00 | |
| CO | | 0.00 | 0.00 | 0.00 | 0.00 | 3,724,716.00 | 0.00 | 0.00 | 0.00 | 0.00 | 3,724,716.00 | 0.00 | 0.00 | 0.00 | 0.00 | 0.00 | 0.00 | 0.00 | 0.00 | 0.00 | 0.00 | 0.00 | 3,724,716.00 | 0.00 | 0.00 | |
| ELECTRIC POWER INDUSTRY DEVELOPMENT PROGRAM | | 0.00 | 0.00 | 0.00 | 0.00 | 2,991,429.36 | 0.00 | 0.00 | 0.00 | 0.00 | 2,991,429.36 | 0.00 | 157,413.00 | 1,910,197.18 | 0.00 | 2,067,610.18 | 0.00 | 157,413.00 | 858,091.18 | 0.00 | 1,015,504.18 | 0.00 | 923,819.18 | 1,052,106.00 | 0.00 | |
| Locally-Funded Project(s) | | 0.00 | 0.00 | 0.00 | 0.00 | 2,991,429.36 | 0.00 | 0.00 | 0.00 | 0.00 | 2,991,429.36 | 0.00 | 157,413.00 | 1,910,197.18 | 0.00 | 2,067,610.18 | 0.00 | 157,413.00 | 858,091.18 | 0.00 | 1,015,504.18 | 0.00 | 923,819.18 | 1,052,106.00 | 0.00 | |
| Total Electrification Program | 310500200002000 | 0.00 | 0.00 | 0.00 | 0.00 | 0.00 | 0.00 | 0.00 | 0.00 | 0.00 | 0.00 | 0.00 | 0.00 | 0.00 | 0.00 | 0.00 | 0.00 | 0.00 | 0.00 | 0.00 | 0.00 | 0.00 | 0.00 | 0.00 | 0.00 | |
| MOOE | | 0.00 | 0.00 | 0.00 | 0.00 | 0.00 | 0.00 | 0.00 | 0.00 | 0.00 | 0.00 | 0.00 | 0.00 | 0.00 | 0.00 | 0.00 | 0.00 | 0.00 | 0.00 | 0.00 | 0.00 | 0.00 | 0.00 | 0.00 | 0.00 | |
| CO | | 0.00 | 0.00 | 0.00 | 0.00 | 0.00 | 0.00 | 0.00 | 0.00 | 0.00 | 0.00 | 0.00 | 0.00 | 0.00 | 0.00 | 0.00 | 0.00 | 0.00 | 0.00 | 0.00 | 0.00 | 0.00 | 0.00 | 0.00 | 0.00 | |

STATEMENT OF PROPRIATIONS, ALLOTMENTS, OBLIGATIONS, DISBURSEMENTS AND BALANCES
As at the Quarter Ending September 30, 2024

Department : Department of Energy (DOE)
 Agency/Entity : Office of the Secretary
 Operating Unit : < not applicable >
 Organization Code (UACS) : 09 001 0000000
 Fund Cluster : 03 - Special Account - Locally Funded/Domestic Grants Fund
 (e.g. UACS Fund Cluster: 01-Regular Agency Fund, 02-Foreign Assisted Projects Fund, 03-Special Account-Locally Funded/Domestic Grants Fund, and 04-Special Account-Foreign Assisted/Foreign Grants Fund)

| | |
|---|-----------------------------|
| | Current Year Appropriations |
| | Supplemental Appropriations |
| X | Continuing Appropriations |

| Particulars | UACS CODE | Appropriations | | | Allotments | | | | | | Current Year Obligations | | | | | Balances | | | | | | | | |
|--|-----------------|---------------------------|---|-------------------------|------------|---------------|---|-------------|---------------|---------------------|-----------------------------|----------------------------|---------------------------------|--------------------------------|------------------|---------------------------|------------------------|------------------------------------|----------------------------|------------------|-----------|--------------|--------------|------|
| | | Authorized Appropriations | Adjustments (Transfer To/From, Modifications/Augmentations) | Adjusted Appropriations | Allotments | | Adjustments (Reductions, Modifications/Augmentations) | Transfer To | Transfer From | Adjusted Allotments | 1st Quarter Ending March 31 | 2nd Quarter Ending June 30 | 3rd Quarter Ending September 30 | 4th Quarter Ending December 31 | Total | Unused Funds | | Unpaid Obligations (18-21)-(24+25) | | | | | | |
| | | | | | SARO | Unobligated | | | | | | | | | | Unreleased Appropriations | Unobligated Allotments | Due and Demandable | Not Yet Due and Demandable | | | | | |
| 1 | 2 | 3 | 4 | 5=(3+4) | 6 | 7 | 8 | 9 | 10 | 11=(6+7+8+9+10) | 12 | 13 | 14 | 15 | 16=(12+13+14+15) | 17 | 18 | 19 | 20 | 21=(17+18+19+20) | 22=(6-11) | 23=(11-16) | 24 | 25 |
| Total Electrification Project | 310500200004000 | 0.00 | 0.00 | 0.00 | 0.00 | 2,991,429.36 | 0.00 | 0.00 | 0.00 | 2,991,429.36 | 0.00 | 157,413.00 | 1,910,197.16 | 0.00 | 2,067,610.16 | 0.00 | 157,413.00 | 858,091.18 | 0.00 | 1,015,504.18 | 0.00 | 923,819.18 | 1,052,106.00 | 0.00 |
| MOOE | | 0.00 | 0.00 | 0.00 | 0.00 | 2,991,429.36 | 0.00 | 0.00 | 0.00 | 2,991,429.36 | 0.00 | 157,413.00 | 1,910,197.16 | 0.00 | 2,067,610.16 | 0.00 | 157,413.00 | 858,091.18 | 0.00 | 1,015,504.18 | 0.00 | 923,819.18 | 1,052,106.00 | 0.00 |
| OO : Sustainable consumption of energy promoted and achieved | | 0.00 | 0.00 | 0.00 | 0.00 | 1,581,447.68 | 0.00 | 0.00 | 0.00 | 1,581,447.68 | 91,900.00 | 0.00 | 0.00 | 0.00 | 91,900.00 | 91,900.00 | 0.00 | 0.00 | 0.00 | 91,900.00 | 0.00 | 1,889,547.68 | 0.00 | 0.00 |
| ENERGY EFFICIENCY AND CONSERVATION PROGRAM | | 0.00 | 0.00 | 0.00 | 0.00 | 590,347.76 | 0.00 | 0.00 | 0.00 | 590,347.76 | 91,900.00 | 0.00 | 0.00 | 0.00 | 91,900.00 | 91,900.00 | 0.00 | 0.00 | 0.00 | 91,900.00 | 0.00 | 498,447.76 | 0.00 | 0.00 |
| Locally-Funded Project(s) | | 0.00 | 0.00 | 0.00 | 0.00 | 590,347.76 | 0.00 | 0.00 | 0.00 | 590,347.76 | 91,900.00 | 0.00 | 0.00 | 0.00 | 91,900.00 | 91,900.00 | 0.00 | 0.00 | 0.00 | 91,900.00 | 0.00 | 498,447.76 | 0.00 | 0.00 |
| National Energy Efficiency and Conservation Program | 320100200001000 | 0.00 | 0.00 | 0.00 | 0.00 | 590,347.76 | 0.00 | 0.00 | 0.00 | 590,347.76 | 91,900.00 | 0.00 | 0.00 | 0.00 | 91,900.00 | 91,900.00 | 0.00 | 0.00 | 0.00 | 91,900.00 | 0.00 | 498,447.76 | 0.00 | 0.00 |
| MOOE | | 0.00 | 0.00 | 0.00 | 0.00 | 171,939.46 | 0.00 | 0.00 | 0.00 | 171,939.46 | 91,900.00 | 0.00 | 0.00 | 0.00 | 91,900.00 | 91,900.00 | 0.00 | 0.00 | 0.00 | 91,900.00 | 0.00 | 80,039.46 | 0.00 | 0.00 |
| CO | | 0.00 | 0.00 | 0.00 | 0.00 | 418,408.30 | 0.00 | 0.00 | 0.00 | 418,408.30 | 0.00 | 0.00 | 0.00 | 0.00 | 0.00 | 0.00 | 0.00 | 0.00 | 0.00 | 0.00 | 0.00 | 418,408.30 | 0.00 | 0.00 |
| ALTERNATIVE FUELS AND TECHNOLOGIES PROGRAM | | 0.00 | 0.00 | 0.00 | 0.00 | 1,391,099.92 | 0.00 | 0.00 | 0.00 | 1,391,099.92 | 0.00 | 0.00 | 0.00 | 0.00 | 0.00 | 0.00 | 0.00 | 0.00 | 0.00 | 0.00 | 0.00 | 1,391,099.92 | 0.00 | 0.00 |
| Locally-Funded Project(s) | | 0.00 | 0.00 | 0.00 | 0.00 | 1,391,099.92 | 0.00 | 0.00 | 0.00 | 1,391,099.92 | 0.00 | 0.00 | 0.00 | 0.00 | 0.00 | 0.00 | 0.00 | 0.00 | 0.00 | 0.00 | 0.00 | 1,391,099.92 | 0.00 | 0.00 |
| Alternative Fuels for Transportation and Other Purposes | 320200200001000 | 0.00 | 0.00 | 0.00 | 0.00 | 1,391,099.92 | 0.00 | 0.00 | 0.00 | 1,391,099.92 | 0.00 | 0.00 | 0.00 | 0.00 | 0.00 | 0.00 | 0.00 | 0.00 | 0.00 | 0.00 | 0.00 | 1,391,099.92 | 0.00 | 0.00 |
| MOOE | | 0.00 | 0.00 | 0.00 | 0.00 | 53,638.72 | 0.00 | 0.00 | 0.00 | 53,638.72 | 0.00 | 0.00 | 0.00 | 0.00 | 0.00 | 0.00 | 0.00 | 0.00 | 0.00 | 0.00 | 0.00 | 53,638.72 | 0.00 | 0.00 |
| CO | | 0.00 | 0.00 | 0.00 | 0.00 | 1,337,461.20 | 0.00 | 0.00 | 0.00 | 1,337,461.20 | 0.00 | 0.00 | 0.00 | 0.00 | 0.00 | 0.00 | 0.00 | 0.00 | 0.00 | 0.00 | 0.00 | 1,337,461.20 | 0.00 | 0.00 |
| Sub-Total, Operations | | 0.00 | 0.00 | 0.00 | 0.00 | 14,470,963.09 | 0.00 | 0.00 | 0.00 | 14,470,963.09 | 1,408,098.65 | 612,010.30 | 3,697,526.68 | 0.00 | 5,717,635.63 | 1,497,858.65 | 522,250.30 | 2,590,534.68 | 0.00 | 4,610,643.63 | 0.00 | 8,753,327.46 | 1,106,992.00 | 0.00 |
| PS | | 0.00 | 0.00 | 0.00 | 0.00 | 0.00 | 0.00 | 0.00 | 0.00 | 0.00 | 0.00 | 0.00 | 0.00 | 0.00 | 0.00 | 0.00 | 0.00 | 0.00 | 0.00 | 0.00 | 0.00 | 0.00 | 0.00 | 0.00 |
| MOOE | | 0.00 | 0.00 | 0.00 | 0.00 | 8,980,377.59 | 0.00 | 0.00 | 0.00 | 8,980,377.59 | 1,408,098.65 | 612,010.30 | 3,697,526.68 | 0.00 | 5,717,635.63 | 1,497,858.65 | 522,250.30 | 2,590,534.68 | 0.00 | 4,610,643.63 | 0.00 | 3,262,741.96 | 1,106,992.00 | 0.00 |
| FinEx (if Applicable) | | 0.00 | 0.00 | 0.00 | 0.00 | 0.00 | 0.00 | 0.00 | 0.00 | 0.00 | 0.00 | 0.00 | 0.00 | 0.00 | 0.00 | 0.00 | 0.00 | 0.00 | 0.00 | 0.00 | 0.00 | 0.00 | 0.00 | 0.00 |
| CO | | 0.00 | 0.00 | 0.00 | 0.00 | 5,490,585.50 | 0.00 | 0.00 | 0.00 | 5,490,585.50 | 0.00 | 0.00 | 0.00 | 0.00 | 0.00 | 0.00 | 0.00 | 0.00 | 0.00 | 0.00 | 0.00 | 5,490,585.50 | 0.00 | 0.00 |
| Sub-Total, I. Agency Specific Budget | | 0.00 | 0.00 | 0.00 | 0.00 | 14,470,963.09 | 0.00 | 0.00 | 0.00 | 14,470,963.09 | 1,408,098.65 | 612,010.30 | 3,697,526.68 | 0.00 | 5,717,635.63 | 1,497,858.65 | 522,250.30 | 2,590,534.68 | 0.00 | 4,610,643.63 | 0.00 | 8,753,327.46 | 1,106,992.00 | 0.00 |
| PS | | 0.00 | 0.00 | 0.00 | 0.00 | 0.00 | 0.00 | 0.00 | 0.00 | 0.00 | 0.00 | 0.00 | 0.00 | 0.00 | 0.00 | 0.00 | 0.00 | 0.00 | 0.00 | 0.00 | 0.00 | 0.00 | 0.00 | 0.00 |
| MOOE | | 0.00 | 0.00 | 0.00 | 0.00 | 8,980,377.59 | 0.00 | 0.00 | 0.00 | 8,980,377.59 | 1,408,098.65 | 612,010.30 | 3,697,526.68 | 0.00 | 5,717,635.63 | 1,497,858.65 | 522,250.30 | 2,590,534.68 | 0.00 | 4,610,643.63 | 0.00 | 3,262,741.96 | 1,106,992.00 | 0.00 |
| FinEx (if Applicable) | | 0.00 | 0.00 | 0.00 | 0.00 | 0.00 | 0.00 | 0.00 | 0.00 | 0.00 | 0.00 | 0.00 | 0.00 | 0.00 | 0.00 | 0.00 | 0.00 | 0.00 | 0.00 | 0.00 | 0.00 | 0.00 | 0.00 | 0.00 |
| CO | | 0.00 | 0.00 | 0.00 | 0.00 | 5,490,585.50 | 0.00 | 0.00 | 0.00 | 5,490,585.50 | 0.00 | 0.00 | 0.00 | 0.00 | 0.00 | 0.00 | 0.00 | 0.00 | 0.00 | 0.00 | 0.00 | 5,490,585.50 | 0.00 | 0.00 |
| GRAND TOTAL | | 0.00 | 0.00 | 0.00 | 0.00 | 14,470,963.09 | 0.00 | 0.00 | 0.00 | 14,470,963.09 | 1,408,098.65 | 612,010.30 | 3,697,526.68 | 0.00 | 5,717,635.63 | 1,497,858.65 | 522,250.30 | 2,590,534.68 | 0.00 | 4,610,643.63 | 0.00 | 8,753,327.46 | 1,106,992.00 | 0.00 |
| PS | | 0.00 | 0.00 | 0.00 | 0.00 | 0.00 | 0.00 | 0.00 | 0.00 | 0.00 | 0.00 | 0.00 | 0.00 | 0.00 | 0.00 | 0.00 | 0.00 | 0.00 | 0.00 | 0.00 | 0.00 | 0.00 | 0.00 | 0.00 |
| MOOE | | 0.00 | 0.00 | 0.00 | 0.00 | 8,980,377.59 | 0.00 | 0.00 | 0.00 | 8,980,377.59 | 1,408,098.65 | 612,010.30 | 3,697,526.68 | 0.00 | 5,717,635.63 | 1,497,858.65 | 522,250.30 | 2,590,534.68 | 0.00 | 4,610,643.63 | 0.00 | 3,262,741.96 | 1,106,992.00 | 0.00 |
| FinEx (if Applicable) | | 0.00 | 0.00 | 0.00 | 0.00 | 0.00 | 0.00 | 0.00 | 0.00 | 0.00 | 0.00 | 0.00 | 0.00 | 0.00 | 0.00 | 0.00 | 0.00 | 0.00 | 0.00 | 0.00 | 0.00 | 0.00 | 0.00 | 0.00 |
| CO | | 0.00 | 0.00 | 0.00 | 0.00 | 5,490,585.50 | 0.00 | 0.00 | 0.00 | 5,490,585.50 | 0.00 | 0.00 | 0.00 | 0.00 | 0.00 | 0.00 | 0.00 | 0.00 | 0.00 | 0.00 | 0.00 | 5,490,585.50 | 0.00 | 0.00 |
| Recapitulation by OO: | | | | | | | | | | | | | | | | | | | | | | | | |
| Unobligated Allotment | | 0.00 | 0.00 | 0.00 | 0.00 | 14,470,963.09 | 0.00 | 0.00 | 0.00 | 14,470,963.09 | 1,408,098.65 | 612,010.30 | 3,697,526.68 | 0.00 | 5,717,635.63 | 1,497,858.65 | 522,250.30 | 2,590,534.68 | 0.00 | 4,610,643.63 | 0.00 | 8,753,327.46 | 1,106,992.00 | 0.00 |
| I. Agency Specific Budget | | 0.00 | 0.00 | 0.00 | 0.00 | 14,470,963.09 | 0.00 | 0.00 | 0.00 | 14,470,963.09 | 1,408,098.65 | 612,010.30 | 3,697,526.68 | 0.00 | 5,717,635.63 | 1,497,858.65 | 522,250.30 | 2,590,534.68 | 0.00 | 4,610,643.63 | 0.00 | 8,753,327.46 | 1,106,992.00 | 0.00 |
| NATIONAL AND REGIONAL ENERGY PLANNING PROGRAM | | 0.00 | 0.00 | 0.00 | 0.00 | 3,193,123.75 | 0.00 | 0.00 | 0.00 | 3,193,123.75 | 44,491.46 | 219,234.30 | 1,271,788.50 | 0.00 | 1,535,514.26 | 41,932.46 | 221,793.30 | 1,243,268.50 | 0.00 | 1,507,014.26 | 0.00 | 1,657,609.49 | 28,500.00 | 0.00 |
| CONVENTIONAL ENERGY DEVELOPMENT PROGRAM | | 0.00 | 0.00 | 0.00 | 0.00 | 1,764,339.49 | 0.00 | 0.00 | 0.00 | 1,764,339.49 | 1,221,716.19 | 97,222.00 | 311,709.00 | 0.00 | 1,630,647.19 | 1,318,938.19 | 0.00 | 306,723.00 | 0.00 | 1,625,861.19 | 0.00 | 133,692.30 | 4,988.00 | 0.00 |


bf
da

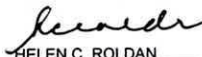
STATEMENT OF APPROPRIATIONS, ALLOTMENTS, OBLIGATIONS, DISBURSEMENTS AND BALANCES
As at the Quarter Ending September 30, 2024


Department : Department of Energy (DOE)
 Agency/Entity : Office of the Secretary
 Operating Unit : < not applicable >
 Organization Code (UACS) : 09 001 000000
 Fund Cluster : 03 - Special Account - Locally Funded/Domestic Grants Fund
 (e.g. UACS Fund Cluster: 01-Regular Agency Fund, 02-Foreign Assisted Projects Fund, 03-Special Account-Locally Funded/Domestic Grants Fund, and 04-Special Account-Foreign Assisted/Foreign Grants Fund)


| | |
|-------------------------------------|-----------------------------|
| <input type="checkbox"/> | Current Year Appropriations |
| <input type="checkbox"/> | Supplemental Appropriations |
| <input checked="" type="checkbox"/> | Continuing Appropriations |

| Particulars | UACS CODE | Appropriations | | Allotments | | | | | | | Current Year Obligations | | | | | Current Year Disbursements | | | | | Balances | | | | |
|---|-----------|---------------------------|--|-------------------------|------------|--------------|--|-------------|---------------|---------------------|-----------------------------|----------------------------|---------------------------------|--------------------------------|------------------|-----------------------------|----------------------------|---------------------------------|--------------------------------|------------------|---------------------------|------------------------|------------------------------------|----------------------------|------|
| | | Authorized Appropriations | Adjustments (Transfer To/From, Modifications/ Augmentations) | Adjusted Appropriations | Allotments | | Adjustments (Reductions, Modifications/ Augmentations) | Transfer To | Transfer From | Adjusted Allotments | 1st Quarter Ending March 31 | 2nd Quarter Ending June 30 | 3rd Quarter Ending September 30 | 4th Quarter Ending December 31 | Total | 1st Quarter Ending March 31 | 2nd Quarter Ending June 30 | 3rd Quarter Ending September 30 | 4th Quarter Ending December 31 | Total | Unused Funds | | Unpaid Obligations (16-21)=(24+25) | | |
| | | | | | SARO | Unobligated | | | | | | | | | | | | | | | Unreleased Appropriations | Unobligated Allotments | Due and Demandable | Not Yet Due and Demandable | |
| 1 | 2 | 3 | 4 | 5=(3+4) | 6 | 7 | 8 | 9 | 10 | 11=(6+7)-(8)-9-10 | 12 | 13 | 14 | 15 | 16=(12+13+14+15) | 17 | 18 | 19 | 20 | 21=(17+18+19+20) | 22=(5-11) | 23=(11-16) | 24 | 25 | |
| RENEWABLE ENERGY DEVELOPMENT PROGRAM | | 0.00 | 0.00 | 0.00 | 0.00 | 390,342.02 | 0.00 | 0.00 | 0.00 | 390,342.02 | 49,991.00 | 138,141.00 | 0.00 | 0.00 | 188,132.00 | 45,068.00 | 143,044.00 | 0.00 | 0.00 | 188,132.00 | 0.00 | 202,210.02 | 0.00 | 21,400.00 | 0.00 |
| DOWNSTREAM ENERGY DEVELOPMENT PROGRAM | | 0.00 | 0.00 | 0.00 | 0.00 | 4,150,280.79 | 0.00 | 0.00 | 0.00 | 4,150,280.79 | 0.00 | 0.00 | 203,832.00 | 0.00 | 203,832.00 | 0.00 | 0.00 | 0.00 | 0.00 | 182,432.00 | 0.00 | 3,948,448.79 | 0.00 | 21,400.00 | 0.00 |
| ELECTRIC POWER INDUSTRY DEVELOPMENT PROGRAM | | 0.00 | 0.00 | 0.00 | 0.00 | 2,991,429.36 | 0.00 | 0.00 | 0.00 | 2,991,429.36 | 0.00 | 157,413.00 | 1,910,197.18 | 0.00 | 2,067,610.18 | 0.00 | 157,413.00 | 858,091.18 | 0.00 | 1,015,504.18 | 0.00 | 923,819.18 | 0.00 | 1,052,106.00 | 0.00 |
| ENERGY EFFICIENCY AND CONSERVATION PROGRAM | | 0.00 | 0.00 | 0.00 | 0.00 | 590,347.76 | 0.00 | 0.00 | 0.00 | 590,347.76 | 91,900.00 | 0.00 | 0.00 | 0.00 | 91,900.00 | 91,900.00 | 0.00 | 0.00 | 0.00 | 91,900.00 | 0.00 | 498,447.76 | 0.00 | 0.00 | 0.00 |
| ALTERNATIVE FUELS AND TECHNOLOGIES PROGRAM | | 0.00 | 0.00 | 0.00 | 0.00 | 1,391,099.92 | 0.00 | 0.00 | 0.00 | 1,391,099.92 | 0.00 | 0.00 | 0.00 | 0.00 | 0.00 | 0.00 | 0.00 | 0.00 | 0.00 | 0.00 | 0.00 | 1,391,099.92 | 0.00 | 0.00 | 0.00 |

Certified Correct:

 RYAN S. DOMASK
 CHIEF, BUDGET DIVISION
 Date: October 14, 2024 06:43 PM

Certified Correct:

 HELEN C. ROLDAN
 OIC CHIEF, ACCOUNTING DIVISION
 Date: October 14, 2024 06:43 PM

Recommending Approval By:

 AGUSTUS CESAR A. NAVARRO
 DIRECTOR, FINANCIAL SERVICES
 Date: October 14, 2024 06:45 PM

Approved By:

 SHARON S. GARIN
 UNDERSECRETARY
 Date: October 14, 2024 06:49 PM