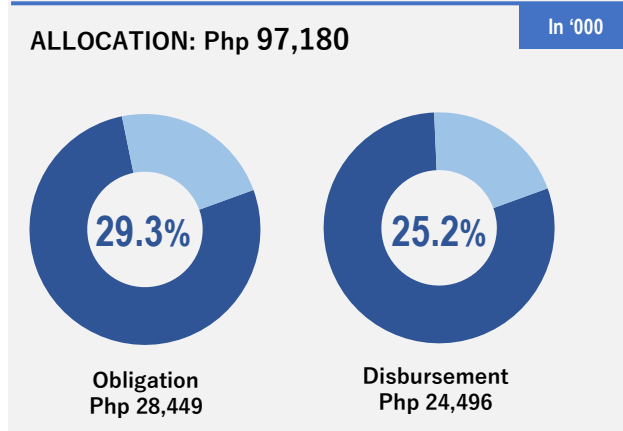


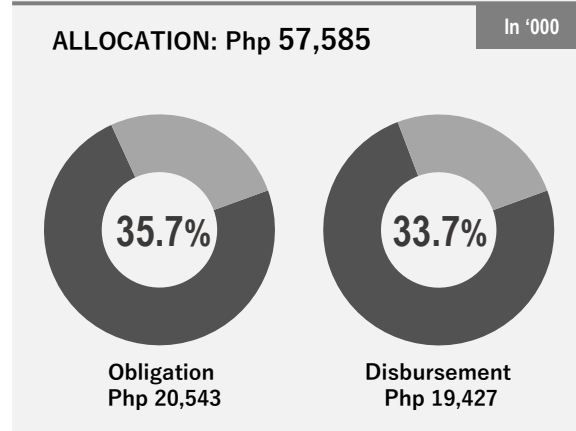
DOE PERFORMANCE DASHBOARD (Regular Programs)

2Q Actual vs FY Targets

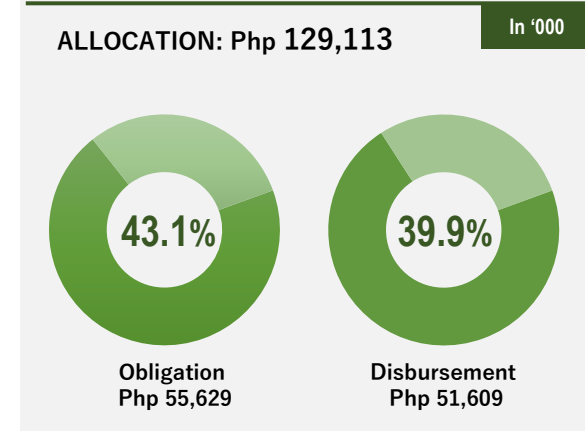
National & Regional Energy Planning	Targets		Actual	
	Targets	Actual	Targets	Actual
Energy plans prepared and updated	1	0		
Statistical research and studies prepared/updated	60	63		
% of project evaluation and monitoring conducted on time	75%	80%		
CEPNS applications processed/evaluated	20	0		



Conventional Energy Development Program	Targets		Actual	
	Targets	Actual	Targets	Actual
IECs and other promotional activities conducted	15	12		
Contracts and/or circulars drafted, prepared and reviewed	7	8		
Monitoring/inspection activities conducted	298	250		



Renewable Energy Program	Targets		Actual	
	Targets	Actual	Targets	Actual
IECs and other promotional activities conducted	82	55		
Inspections conducted	332	647		
% of issuances and permits issued on time	84%	100%		



Obligation : % of Obligation to Allocation | Disbursement: % of Disbursement to Allocation

DOE PERFORMANCE DASHBOARD (Regular Programs)

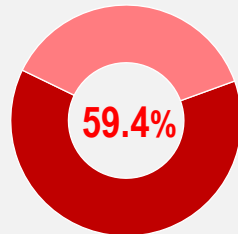
2Q Actual vs FY Targets

Downstream Energy Development Program	Targets		Actual	
	Targets	Actual	Targets	Actual
IECs and other promotional activities conducted	7	0		
Field work activities and operational monitoring activities conducted	693	205		
Issuances/permits/standards drafted and issued	4,022	3,496		
Plans and policies updated/formulated, monitored and recommended	5	1		

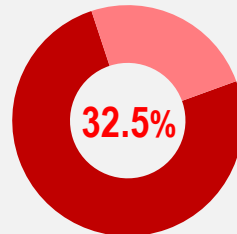
Electric Power Industry Development Program	Targets		Actual	
	Targets	Actual	Targets	Actual
IEC activities, promotional events and public consultations conducted	39	41		
Plans prepared, updated and disseminated	4	1		
Policies prepared, recommended and/or adopted	8	12		
Applications for COE for investment in the energy sector processed	128	260		

ALLOCATION: Php 107,789 In '000

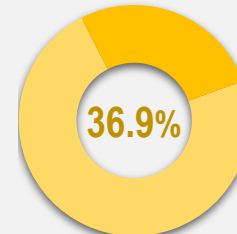
ALLOCATION: Php 86,789 In '000



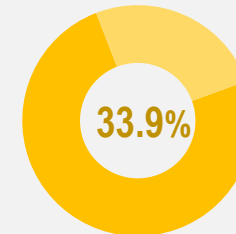
Obligation
Php 64,002



Disbursement
Php 35,027



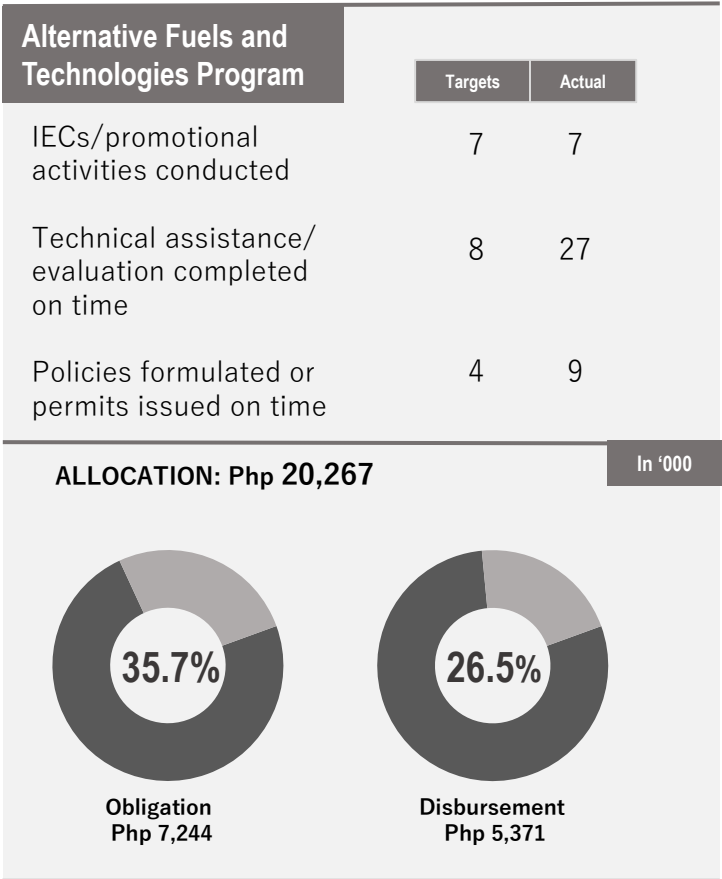
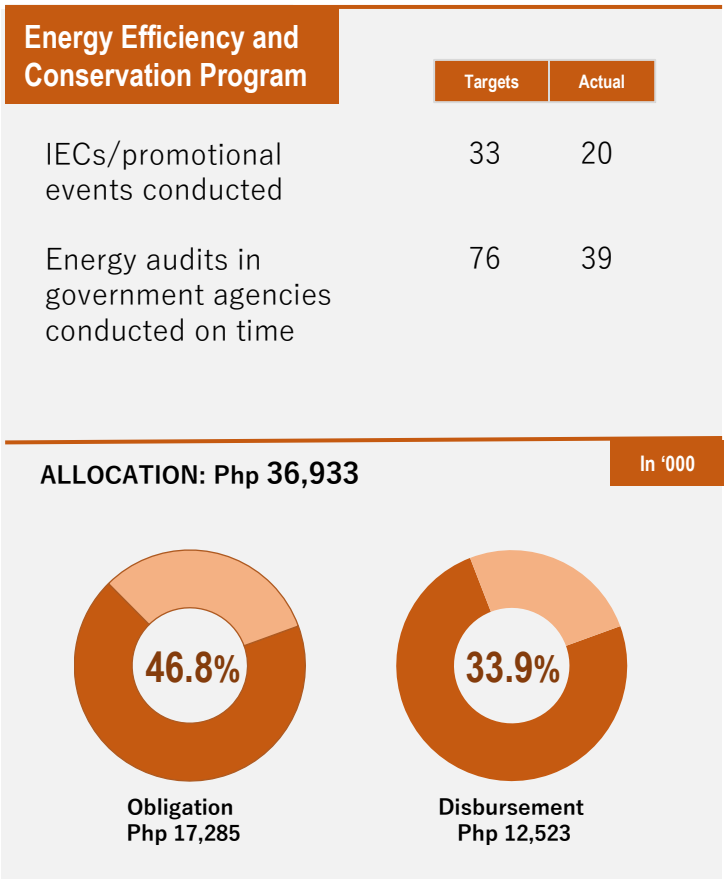
Obligation
Php 32,098



Disbursement
Php 29,399

DOE PERFORMANCE DASHBOARD (Regular Programs)

2Q Actual vs FY Targets



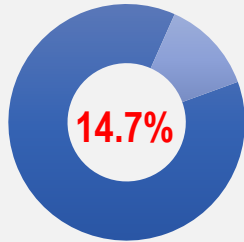
Obligation : % of Obligation to Allocation | Disbursement: % of Disbursement to Allocation

FINANCIAL PERFORMANCE DASHBOARD OF FUND 151

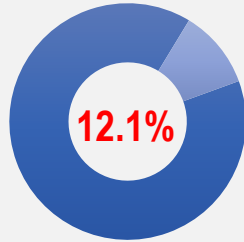
2Q BUR (in Php '000)

Oil Industry Deregulation Management Program

ALLOCATION:
Php 15,573



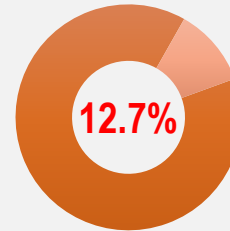
Obligation
Php 2,285



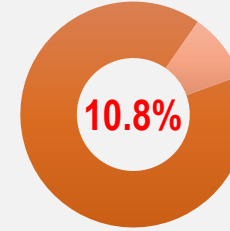
Disbursement
Php 1,879

Biofuels Program

ALLOCATION:
Php 7,839



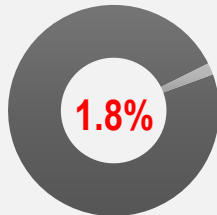
Obligation
Php 993



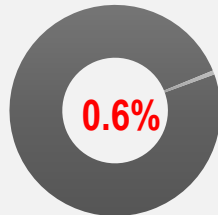
Disbursement
Php 848

Alternative Fuels for Transport and Other Purposes

ALLOCATION:
Php 91,500



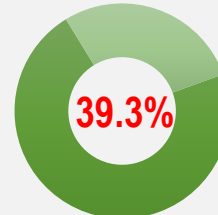
Obligation
Php 1,677



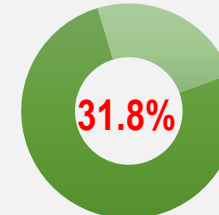
Disbursement
Php 585

National Energy Efficiency and Conservation Program

ALLOCATION:
Php 139,963



Obligation
Php 54,943

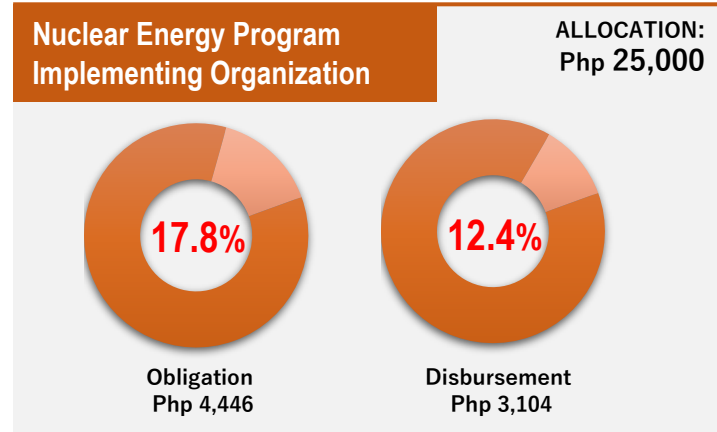
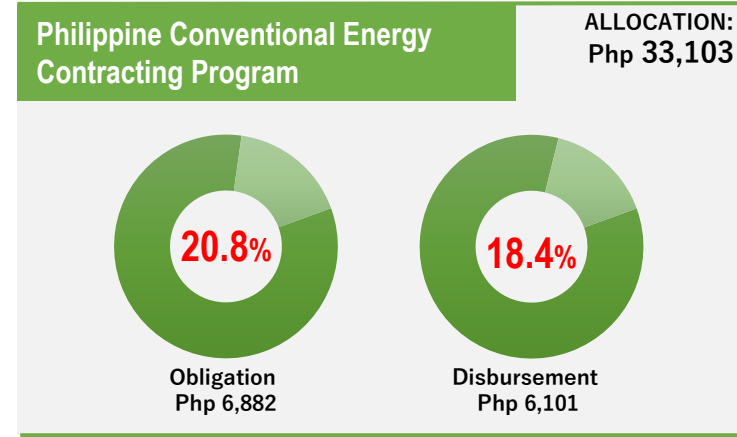
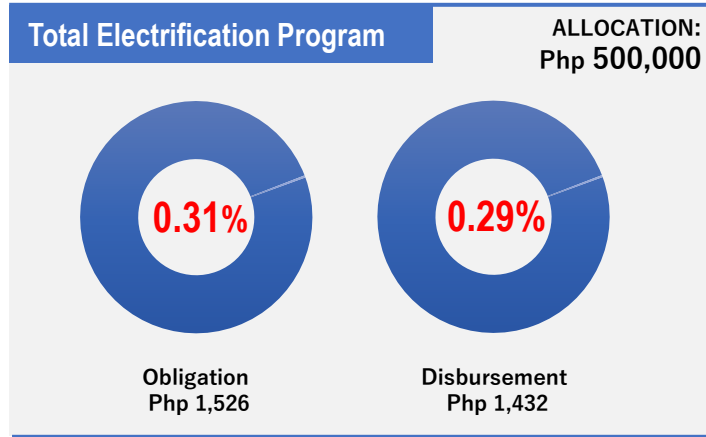


Disbursement
Php 44,493

Obligation : % of Obligation to Allocation | Disbursement: % of Disbursement to Allocation

FINANCIAL PERFORMANCE DASHBOARD OF FUND 151

2Q BUR (in Php '000)



Obligation : % of Obligation to Allocation | Disbursement: % of Disbursement to Allocation

MAJOR ACCOMPLISHMENTS

Policies

1

Republic Act No. 11697

Electric Vehicle Industry Development Act

signed on 15 April 2022

2

Republic Act No. 11646

Microgrid Systems Act

signed on 21 January 2022

3

Executive Order No. 164

Adopting a National Position for a Nuclear Energy Program

signed on 28 February 2022

4

National RE Program (NREP) 2020-2040

approved on 29 June 2022