

### FY 2021 PHYSICAL PLAN

**Department** : Department of Energy (DOE)  
**Agency** : Office of the Secretary  
**Operating Unit** : <not applicable>  
**Organization Code** : 09 001 0000000

Particulars  1	UACS CODE  2	Current Year Accomplishments			Physical Target (Budget Year)				Variance  11	Remarks  12	
		Actual Jan.1- 3	Estimate Oct.1- 4	Total 5 = 3 +4	Total 6 = 7+8+9+10	1st Quarter 7	2nd Quarter 8	3rd Quarter 9			4th Quarter 10
<b>Part A</b>											
<b>I. Organizational Outcome</b>											
<b>OO : Required energy supply level attained</b>	31010000000000 00										
<b>NATIONAL AND REGIONAL ENERGY PLANNING PROGRAM</b>											
<i>Outcome Indicators</i>											
1. Percentage of stakeholders rating the energy plans and programs as acceptable			85%	85%	85%				85%		
2. Percentage of policy recommendations adopted in the short, medium and long-term national energy plans/programs/targets				100%	100%				75%		
<i>Output Indicators</i>											
1. Number of energy plans prepared and updated		2	0	2	2				2		
2. Number of statistical research and studies prepared/updated		59	21	80	40	10	10	10	10		
3. Percentage of project evaluation and monitoring conducted on time		80%	80%	80%	80%				80%		
4. Number of applications for Certification of Energy Project of National Significance processed/evaluated		39	6	45	20	5	5	5	5		
<b>CONVENTIONAL ENERGY DEVELOPMENT PROGRAM</b>											
<i>Outcome Indicators</i>											
1. Percentage of awareness of the target audience on the promoted message or technical advice			80%	80%	80%				80%		
2. Percentage of conventional energy projects with satisfactory safety performance			80%	80%	80%				80%		
3. Percentage increase in investments in conventional energy development			10%	10%	10%				10%		

## FY 2021 PHYSICAL PLAN

Department : Department of Energy (DOE)  
 Agency : Office of the Secretary  
 Operating Unit : <not applicable>  
 Organization Code : 09 001 0000000

Particulars	UACS CODE	Current Year Accomplishments			Physical Target (Budget Year)					Variance	Remarks
		Actual Jan.1-	Estimate Oct.1-	Total	Total	1st Quarter	2nd Quarter	3rd Quarter	4th Quarter		
1	2	3	4	5 = 3 +4	6 = 7+8+9+10	7	8	9	10	11	12
<i>Output Indicators</i>											
1. Number of contracts and/or circulars drafted, prepared and reviewed		13	2	15	5	1	2	1	1		
2. Number of information, education, communication, and other promotional activities conducted on conventional energy development		15	5	20	14	2	5	5	2		
3. Number of monitoring activities/inspections conducted on conventional energy projects		442	58	500	117	24	26	25	42		
<b>RENEWABLE ENERGY DEVELOPMENT PROGRAM</b>											
<i>Outcome Indicators</i>											
1. Percentage of renewable energy resources over total energy resource supply			7%	7%	7%				7%		
2. Percentage increase in investments in renewable energy development			42%	42%	1.85%				1.85%		
<i>Output Indicators</i>											
1. Percentage of issuances and permits on renewable energy development issued on time		94%		94%	83%	83%	83%	83%	83%		
2. Number of information, education, communication, and other promotional activities conducted on renewable energy		22	8	30	40	10	10	10	10		
3. Number of inspection conducted on renewable energy development projects		291	59	350	123	19	34	37	33		

## FY 2021 PHYSICAL PLAN

Department : Department of Energy (DOE)  
 Agency : Office of the Secretary  
 Operating Unit : <not applicable>  
 Organization Code : 09 001 0000000

Particulars	UACS CODE	Current Year Accomplishments			Physical Target (Budget Year)					Variance	Remarks
		Actual Jan.1-	Estimate Oct.1-	Total	Total	1st Quarter	2nd Quarter	3rd Quarter	4th Quarter		
1	2	3	4	5 = 3 +4	6 = 7+8+9+10	7	8	9	10	11	12
<b>DOWNSTREAM ENERGY DEVELOPMENT PROGRAM</b>											
<i>Outcome Indicators</i>											
1. Percentage increase in investment in the downstream oil and gas industry, providing quality fuels and safe technology for environment and consumer protection			0.80%	0.80%	0.80%				0.80%		
2. Percentage increase in the number of participants informed on matters in the downstream oil and gas industry			0.80%	0.80%	0.80%				0.80%		
<i>Output Indicators</i>											
1. Number of issued permits/accreditations/ acknowledgements/endorsements and reports submitted		6,118	882	7,000	2,803	700	700	700	703		
2. Number of information, education, communication and other promotional activities conducted on the downstream oil and gas sector		0	12	12	4			2	2		
3. Number of downstream oil and gas field work and operational monitoring activities conducted		235		235	136	3	44	45	44		
4. Number of plans and policies updated/formulated, monitored and recommended for adoption and implementation		15	3	18	6		1	2	3		
<b>ELECTRIC POWER INDUSTRY DEVELOPMENT PROGRAM</b>											
<i>Outcome Indicators</i>											
1. Issued and adopted plans and policies to attain energy supply security and reliability, energy access and electricity market competitiveness and power sector reforms		48	12	60	14				14		
<i>Output Indicators</i>											
1. Number of plans/policies prepared, updated and disseminated		1 plan; 47 policies	12 policies	60	3 plans; 11 policies	1 policy	4 policies	2 policies	3 plans 4 policies		
2. Number of information, education, promotional events and public consultations, etc. undertaken on electric power industry		23	7	30	28	8	7	7	6		

### FY 2021 PHYSICAL PLAN

**Department** : Department of Energy (DOE)  
**Agency** : Office of the Secretary  
**Operating Unit** : <not applicable>  
**Organization Code** : 09 001 0000000


Particulars	UACS CODE	Current Year Accomplishments			Physical Target (Budget Year)				Variance	Remarks	
		Actual Jan.1-	Estimate Oct.1-	Total	Total	1st Quarter	2nd Quarter	3rd Quarter			4th Quarter
1	2	3	4	5 = 3 +4	6 = 7+8+9+10	7	8	9	10	11	12
3. Number of application for Certificate of Endorsement on investment in the energy sector processed agencies with energy conservation and efficiency technologies		275	75	350	272	68	68	68	68		
OO : Sustainable consumption of energy promoted and achieved	3201000000000000										
<b>ENERGY EFFICIENCY AND CONSERVATION PROGRAM</b>											
1. Percentage increase in public awareness on energy efficiency and conservation in fuels and electricity		20%		20%	10%				10%		
2. Percentage increase in the number of government agencies with energy conservation and efficiency technologies			10%	10%	N/A						
3. Percentage increase in the number of establishments that had undergone energy audits					10%				10%		
<i>Output Indicators</i>											
1. Number of information, education, communication, and other promotional events undertaken on energy efficiency and conservation program		15	3	18	25	3	5	7	10		
2. Number of energy audit in government agencies conducted agencies conducted on time		19	3	22	62	14	18	18	12		
<b>ALTERNATIVE FUELS AND TECHNOLOGIES PROGRAM</b>											
<i>Outcome Indicator</i>											
1. Number of alternative fuels and energy technologies promoted		2	1	3	3				3		

## FY 2021 PHYSICAL PLAN


**Department** : Department of Energy (DOE)  
**Agency** : Office of the Secretary  
**Operating Unit** : <not applicable>  
**Organization Code** : 09 001 0000000

Particulars	UACS CODE	Current Year Accomplishments			Physical Target (Budget Year)					Variance	Remarks
		Actual Jan.1-	Estimate Oct.1-	Total	Total	1st Quarter	2nd Quarter	3rd Quarter	4th Quarter		
1	2	3	4	5 = 3 +4	6 = 7+8+9+10	7	8	9	10	11	12
<i>Output Indicators</i>											
1. Number of technical assistance/evaluation completed on time		22	3	25	8	2	2	2	2		
2. Number of information, education, communication, and other promotional events conducted on alternative fuels and technologies		7	7	14	8	2	2	2	2		
3. Number of policies formulated/permits issued related to alternative fuels & technologies issued on time		12	3	15	4	1	1	1	1		


Prepared By / Certified Correct :

  
**MICHAEL O. SINOCRUZ**  
 Chief, Planning Division

In coordination with / Certified Correct :

  
**JESUS T. TAMANG**  
 Director, Energy Policy and Planning Bureau

Approved By :

  
**RAUL B. AGUILOS, CESO I**  
 Undersecretary, DOE

This report was generated using the Unified Reporting System  
 BED Level: 01 - Agency Submission (NEP) ; Status :

