



Republic of the Philippines
DEPARTMENT OF ENERGY
(Kagawaran ng Enerhiya)

AMENAH F. PANGANDAMAN

Secretary
Department of Budget and Management
Boncodin Hall, General Solano St., San Miguel, Manila

Attention: **OIC Director Gemma G. Ilagan**
Budget & Management Bureau E


Dear **Secretary Pangandaman**:

In accordance with Joint Circular No. 2019-01 of the Department of Budget and Management and the Commission on Audit dated January 01, 2019, we are respectfully submitting the following reports for the quarter ending September 30, 2022 for Funds 101 and 151:

- a.) Statement of Appropriations, Allotments, Obligations, Disbursements and Balances, FAR No. 1
- b.) Statement of Appropriations, Allotments, Obligations, Disbursements and Balances by Object of Expenditures, FAR No. 1-A
- c.) List of Allotments and Sub-Allotments, FAR No. 1-B
- d.) Quarterly Physical Report of Operation, Bar No. 1

With this submission, we hope that we have complied with your requirements.

Very truly yours,


FELIX WILLIAM B. FUENTEBELLA
Undersecretary

Cc: Senate of the Philippines – LBRMO
House of Representatives – Committee on Appropriations
Commission on Audit
AO No. 25 Secretariat

DEPARTMENT OF ENERGY

STATEMENT OF APPROPRIATIONS, ALLOTMENTS OBLIGATIONS, DISBURSEMENTS AND BALANCES (SAAODB)

As of the Quarter Ending September 30, 2022

STATEMENT OF APPROPRIATIONS, ALLOTMENTS, OBLIGATIONS, DISBURSEMENTS AND BALANCES
As at the Quarter Ending September 30, 2022

Department : Department of Energy (DOE)
Agency/Entity : Office of the Secretary
Operating Unit : < not applicable >
Organization Code (UACS) : 09 001 0000000
Fund Cluster : 01 Regular Agency Fund

X	Current Year Appropriations
	Supplemental Appropriations
	Continuing Appropriations

(e.g. UACS Fund Cluster: 01-Regular Agency Fund, 02-Foreign Assisted Projects Fund, 03-Special Account-Locally Funded/Domestic Grants Fund, and 04-Special Account-Foreign Assisted/Foreign Grants Fund)

Particulars	UACS CODE	Appropriations			Allotments			Current Year Obligations					Current Year Disbursements					Balances					
		Authorized Appropriations	Adjustments (Transfers, Modifications and Augmentations)	Adjusted Appropriations	Allotments Received	Adjustments (Reductions, Modifications and Augmentations)	Transfer To	Transfer From	Adjusted Total Allotments	1st Quarter Ending March 31	2nd Quarter Ending June 30	3rd Quarter Ending Sept. 30	4th Quarter Ending Dec. 31	TOTAL	1st Quarter Ending March 31	2nd Quarter Ending June 30	3rd Quarter Ending Sept. 30	4th Quarter Ending Dec. 31	TOTAL	Unreleased Appro	Unobligated Allotments	Unpaid Obligations (18-20)-(23+24)	
		3	4	5=(3+4)	6	7	8	9	10=[(6+)-(7)-8+9]	11	12	13	14	15=[(11+12-13+14)]	16	17	18	19	20=[(16+17+18+19)]	21	22	23	24
I. Agency Specific Budget		1,317,779,000.00	0.00	1,317,779,000.00	1,317,779,000.00	0.00	0.00	0.00	1,317,779,000.00	200,346,407.00	402,258,837.00	235,017,940.64	0.00	837,623,184.77	147,563,011.90	263,842,751.82	291,554,722.81	0.00	702,960,486.63	0.00	480,155,815.23	65,529,556.46	60,133,142.85
General Administration and Support	1000000000000000	510,015,000.00	0.00	510,015,000.00	510,015,000.00	0.00	0.00	0.00	510,015,000.00	74,152,324.03	186,236,414.38	77,022,369.94	0.00	337,411,108.35	42,849,521.78	85,200,219.80	125,334,729.92	0.00	263,184,471.28	0.00	172,803,891.85	42,861,320.55	31,265,316.52
General Management and Supervision	100000100001000	506,419,000.00	0.00	506,419,000.00	506,419,000.00	0.00	0.00	0.00	506,419,000.00	72,279,783.20	184,512,975.21	77,022,369.94	0.00	333,815,108.35	40,864,510.57	83,476,780.43	125,247,180.28	0.00	256,588,471.28	0.00	172,803,891.85	42,861,320.55	31,265,316.52
PS		215,167,000.00	0.00	215,167,000.00	215,167,000.00	0.00	0.00	0.00	215,167,000.00	34,210,020.87	59,164,495.50	34,182,505.31	0.00	127,567,021.68	18,636,842.85	47,445,957.75	56,148,821.12	0.00	125,231,821.72	0.00	87,599,978.32	2,335,369.98	0.00
MOOE		291,252,000.00	0.00	291,252,000.00	291,252,000.00	0.00	0.00	0.00	291,252,000.00	38,069,742.33	125,348,479.71	42,829,864.63	0.00	206,248,086.67	22,227,667.72	40,000,822.86	66,086,359.16	0.00	134,356,849.56	0.00	85,003,913.33	40,525,920.59	31,265,316.52
Administration of Personnel Benefits	100000100002000	3,596,000.00	0.00	3,596,000.00	3,596,000.00	0.00	0.00	0.00	3,596,000.00	1,872,580.83	1,723,439.17	0.00	0.00	3,596,000.00	1,785,011.19	1,723,439.17	87,549.64	0.00	3,596,000.00	0.00	0.00	0.00	0.00
PS		3,596,000.00	0.00	3,596,000.00	3,596,000.00	0.00	0.00	0.00	3,596,000.00	1,872,580.83	1,723,439.17	0.00	0.00	3,596,000.00	1,785,011.19	1,723,439.17	87,549.64	0.00	3,596,000.00	0.00	0.00	0.00	0.00
Sub-Total, General Administration and Support		510,015,000.00	0.00	510,015,000.00	510,015,000.00	0.00	0.00	0.00	510,015,000.00	74,152,324.03	186,236,414.38	77,022,369.94	0.00	337,411,108.35	42,849,521.78	85,200,219.80	125,334,729.92	0.00	263,184,471.28	0.00	172,803,891.85	42,861,320.55	31,265,316.52
PS		218,783,000.00	0.00	218,783,000.00	218,783,000.00	0.00	0.00	0.00	218,783,000.00	36,082,581.70	60,887,934.67	34,192,505.31	0.00	131,163,021.68	20,421,854.04	49,189,396.92	59,236,370.76	0.00	128,827,821.72	0.00	87,599,978.32	2,335,369.98	0.00
MOOE		291,252,000.00	0.00	291,252,000.00	291,252,000.00	0.00	0.00	0.00	291,252,000.00	38,069,742.33	125,348,479.71	42,829,864.63	0.00	206,248,086.67	22,227,667.72	46,000,822.86	66,086,359.16	0.00	134,356,849.56	0.00	85,003,913.33	40,525,920.59	31,265,316.52
FinEx (if Applicable)		0.00	0.00	0.00	0.00	0.00	0.00	0.00	0.00	0.00	0.00	0.00	0.00	0.00	0.00	0.00	0.00	0.00	0.00	0.00	0.00	0.00	0.00
CO		0.00	0.00	0.00	0.00	0.00	0.00	0.00	0.00	0.00	0.00	0.00	0.00	0.00	0.00	0.00	0.00	0.00	0.00	0.00	0.00	0.00	0.00
Support to Operations	2000000000000000	272,154,000.00	0.00	272,154,000.00	272,154,000.00	0.00	0.00	0.00	272,154,000.00	38,620,634.50	78,326,011.88	63,486,222.84	0.00	180,432,869.22	30,780,189.23	64,910,751.89	60,993,335.77	0.00	156,697,276.69	0.00	91,721,130.78	8,517,866.82	15,217,825.61
Provision of legal advice, legal counselling and legal support to service contract negotiations and hearings; serves as the official legislative liaison to the Congress of the Philippines	200000100001000	35,415,000.00	0.00	35,415,000.00	35,415,000.00	0.00	0.00	0.00	35,415,000.00	6,838,549.08	10,414,414.94	8,886,642.75	0.00	24,339,606.75	4,870,712.21	8,995,635.74	10,054,966.07	0.00	23,921,314.02	0.00	11,075,393.25	349,610.73	68,682.00
PS		30,407,000.00	0.00	30,407,000.00	30,407,000.00	0.00	0.00	0.00	30,407,000.00	6,522,666.65	8,622,749.98	6,442,999.98	0.00	21,588,416.61	4,500,166.86	8,344,833.32	8,649,083.31	0.00	21,497,083.29	0.00	8,818,583.39	91,333.32	0.00
MOOE		5,008,000.00	0.00	5,008,000.00	5,008,000.00	0.00	0.00	0.00	5,008,000.00	415,882.41	1,791,664.96	543,642.77	0.00	2,751,190.14	367,545.55	650,802.42	1,405,882.76	0.00	2,424,230.73	0.00	2,256,809.86	258,277.41	68,682.00
Formulation of policies, plans and programs relative to information and communications technology, geo-informatics and data information management. Ensures effective deployment, utilization and maintenance of ICT	200000100002000	78,316,000.00	0.00	78,316,000.00	78,316,000.00	0.00	0.00	0.00	78,316,000.00	8,611,384.58	29,926,115.73	11,394,546.42	0.00	47,932,046.73	4,625,913.85	23,695,099.47	14,740,820.23	0.00	43,061,833.55	0.00	30,363,953.27	2,521,801.08	2,348,612.10
PS		28,953,000.00	0.00	28,953,000.00	28,953,000.00	0.00	0.00	0.00	28,953,000.00	6,177,808.36	8,182,583.36	6,102,750.03	0.00	20,462,942.75	4,255,942.68	7,896,916.88	8,216,416.70	0.00	30,369,276.07	0.00	8,490,057.25	83,686.69	0.00
MOOE		49,363,000.00	0.00	49,363,000.00	49,363,000.00	0.00	0.00	0.00	49,363,000.00	433,775.22	21,743,532.37	5,291,796.39	0.00	27,469,103.98	369,971.17	15,798,182.78	6,524,403.53	0.00	22,692,557.48	0.00	21,873,896.02	2,427,834.40	2,348,612.10
Provision and conduct of laboratory services in support of exploration and development of indigenous energy resources, as well as, to promote energy efficiency through research and calibration testing	200000100003000	46,902,000.00	0.00	46,902,000.00	46,902,000.00	0.00	0.00	0.00	46,902,000.00	7,126,932.73	13,822,157.32	12,510,687.51	0.00	33,259,777.56	5,029,363.08	9,032,424.80	12,191,160.00	0.00	28,252,947.86	0.00	13,842,222.44	1,113,719.64	5,893,110.26
PS		31,461,000.00	0.00	31,461,000.00	31,461,000.00	0.00	0.00	0.00	31,461,000.00	6,730,000.01	8,934,833.34	6,830,900.01	0.00	22,295,333.36	4,641,833.34	8,564,000.01	9,969,500.01	0.00	22,175,333.36	0.00	9,165,866.64	120,000.00	0.00

This report was generated using the Unified Reporting System on 14/10/2022 14:37 version.FAR.1.2.5 ; Status : SUBMITTED

Department : Department of Energy (DOE)
 Agency/Entity : Office of the Secretary
 Operating Unit : < not applicable >
 Organization Code (UACS) : 09 001 0000000
 Fund Cluster : 01 Regular Agency Fund

X	Current Year Appropriations
	Supplemental Appropriations
	Continuing Appropriations

(e.g. UACS Fund Cluster: 01-Regular Agency Fund, 02-Foreign Assisted Projects Fund, 03-Special Account-Locally Funded/Domestic Grants Fund, and 04-Special Account-Foreign Assisted/Foreign Grants Fund)

Particulars	UACS CODE	Appropriations		Allotments		Current Year Obligations									Current Year Disbursements					Balances			
		Authorized Appropriations	Adjustments (Transfers To/From, Modifications, Augmentations)	Adjusted Appropriations	Allotments Received	Adjustments (Reductions, Modifications, Augmentations)	Transfer To	Transfer From	Adjusted Total Allotments	1st Quarter Ending March 31	2nd Quarter Ending June 30	3rd Quarter Ending Sept. 30	4th Quarter Ending Dec. 31	TOTAL	1st Quarter Ending March 31	2nd Quarter Ending June 30	3rd Quarter Ending Sept. 30	4th Quarter Ending Dec. 31	TOTAL	Unreleased Appro	Unobligated Allotments	Unpaid Obligations (15-20)-(23-24)	
		3	4	5=(3+4)	6	7	8	9	10=[(8)-(7)-8+9]	11	12	13	14	15=[(11+12+13+14)]	16	17	18	19	20=[(16+17+18+19)]	21	22	23	24
MOOE		15,441,000.00	0.00	15,441,000.00	15,441,000.00	0.00	0.00	0.00	15,441,000.00	298,932.72	4,087,323.98	5,860,187.50	0.00	10,864,444.20	387,529.72	468,424.59	3,221,859.99	0.00	4,077,814.30	0.00	4,478,555.80	983,719.84	5,893,110.28
Extension and enhancement of energy resource exploration, development and utilization; and energy industry management and control activities in the areas of Luzon, Visayas and Mindanao	20000010000400	111,521,000.00	0.00	111,521,000.00	111,521,000.00	0.00	0.00	0.00	111,521,000.00	17,943,768.13	24,363,323.86	32,564,346.16	0.00	74,901,438.15	18,267,200.11	23,187,581.88	24,006,386.47	0.00	65,461,168.46	0.00	36,619,581.82	4,533,035.47	6,907,221.25
PS		56,809,000.00	0.00	56,809,000.00	56,809,000.00	0.00	0.00	0.00	56,809,000.00	12,262,066.37	16,136,668.70	12,040,000.04	0.00	40,438,735.11	11,056,151.76	15,906,105.05	13,291,809.82	0.00	40,254,066.63	0.00	16,370,266.89	164,666.68	0.00
MOOE		54,712,000.00	0.00	54,712,000.00	54,712,000.00	0.00	0.00	0.00	54,712,000.00	5,881,701.76	8,228,857.19	20,554,346.12	0.00	34,662,705.07	5,211,048.35	7,291,486.83	10,714,578.85	0.00	23,207,115.03	0.00	20,249,294.93	4,348,368.79	8,807,221.25
Sub-Total, Support to Operations		272,154,000.00	0.00	272,154,000.00	272,154,000.00	0.00	0.00	0.00	272,154,000.00	38,820,834.50	78,328,011.88	63,496,222.84	0.00	180,432,869.22	30,783,186.23	64,910,751.88	60,993,335.77	0.00	156,687,276.89	0.00	91,721,130.78	8,517,986.82	15,217,825.81
PS		147,830,000.00	0.00	147,830,000.00	147,830,000.00	0.00	0.00	0.00	147,830,000.00	31,892,342.38	41,878,833.38	31,216,250.06	0.00	104,785,425.83	24,457,084.44	40,711,855.07	38,126,809.64	0.00	104,295,759.15	0.00	42,844,574.17	489,886.68	0.00
MOOE		124,524,000.00	0.00	124,524,000.00	124,524,000.00	0.00	0.00	0.00	124,524,000.00	6,928,292.11	36,449,178.50	32,289,972.78	0.00	75,647,443.39	6,338,084.79	24,198,886.82	21,866,526.13	0.00	52,401,517.54	0.00	48,878,586.81	8,028,300.24	15,217,825.81
FinEx (if Applicable)		0.00	0.00	0.00	0.00	0.00	0.00	0.00	0.00	0.00	0.00	0.00	0.00	0.00	0.00	0.00	0.00	0.00	0.00	0.00	0.00	0.00	0.00
CO		0.00	0.00	0.00	0.00	0.00	0.00	0.00	0.00	0.00	0.00	0.00	0.00	0.00	0.00	0.00	0.00	0.00	0.00	0.00	0.00	0.00	0.00
Operations	3000000000000000	535,810,000.00	0.00	535,810,000.00	535,810,000.00	0.00	0.00	0.00	535,810,000.00	87,575,448.55	137,884,410.79	94,509,347.86	0.00	319,779,207.20	74,120,300.81	103,731,780.83	105,226,857.12	0.00	283,078,738.66	0.00	215,830,792.80	14,150,288.02	22,850,200.52
OO : Required energy supply level attained		478,410,000.00	0.00	478,410,000.00	478,410,000.00	0.00	0.00	0.00	478,410,000.00	78,538,794.73	121,201,125.03	87,801,449.42	0.00	288,542,369.18	67,708,687.48	92,251,184.75	93,741,796.41	0.00	253,899,888.64	0.00	188,867,830.82	12,377,488.02	22,465,200.52
NATIONAL AND REGIONAL ENERGY PLANNING PROGRAM		97,180,000.00	0.00	97,180,000.00	97,180,000.00	0.00	0.00	0.00	97,180,000.00	10,245,296.51	18,203,737.06	12,826,814.50	0.00	41,275,848.07	9,560,508.94	14,935,863.14	14,775,223.75	0.00	39,271,395.83	0.00	55,904,151.93	1,836,452.24	168,000.00
Formulation, updating and monitoring of short, medium and long term national and regional energy policies, plans and programs	31010010000100	97,180,000.00	0.00	97,180,000.00	97,180,000.00	0.00	0.00	0.00	97,180,000.00	10,245,296.51	18,203,737.06	12,826,814.50	0.00	41,275,848.07	9,560,508.94	14,935,863.14	14,775,223.75	0.00	39,271,395.83	0.00	55,904,151.93	1,836,452.24	168,000.00
PS		40,327,000.00	0.00	40,327,000.00	40,327,000.00	0.00	0.00	0.00	40,327,000.00	8,881,171.90	11,457,083.31	8,502,499.97	0.00	28,850,755.18	8,831,839.58	11,071,083.31	8,820,499.97	0.00	28,523,421.86	0.00	11,876,244.82	127,333.32	0.00
MOOE		56,853,000.00	0.00	56,853,000.00	56,853,000.00	0.00	0.00	0.00	56,853,000.00	1,554,124.61	6,746,853.75	4,324,314.53	0.00	12,625,092.89	928,670.36	3,864,579.83	5,954,723.78	0.00	10,747,973.97	0.00	44,227,807.11	1,708,118.92	168,000.00
CONVENTIONAL ENERGY DEVELOPMENT PROGRAM		57,585,000.00	0.00	57,585,000.00	57,585,000.00	0.00	0.00	0.00	57,585,000.00	8,363,110.38	12,178,831.86	8,706,139.14	0.00	30,247,881.38	8,087,738.90	11,339,388.46	10,384,852.82	0.00	29,811,878.18	0.00	27,337,118.82	435,903.20	0.00
Promotion of exploration, development and production of conventional energy resources	31020010000100	23,057,000.00	0.00	23,057,000.00	23,057,000.00	0.00	0.00	0.00	23,057,000.00	3,786,918.68	5,544,499.97	4,306,879.94	0.00	13,638,296.61	3,760,250.00	5,384,833.31	4,432,878.88	0.00	13,587,963.29	0.00	9,418,703.39	50,333.32	0.00
PS		17,877,000.00	0.00	17,877,000.00	17,877,000.00	0.00	0.00	0.00	17,877,000.00	3,778,918.68	5,019,499.97	3,736,989.96	0.00	12,533,416.61	3,750,250.00	4,889,833.31	3,862,999.98	0.00	12,483,083.29	0.00	5,143,583.39	50,333.32	0.00
MOOE		5,380,000.00	0.00	5,380,000.00	5,380,000.00	0.00	0.00	0.00	5,380,000.00	10,000.00	525,000.00	589,880.00	0.00	1,104,880.00	10,000.00	525,000.00	589,880.00	0.00	1,104,880.00	0.00	4,275,120.00	0.00	0.00
Supervision and regulation of exploration, development and production of conventional energy resources and technologies	31020010000200	34,528,000.00	0.00	34,528,000.00	34,528,000.00	0.00	0.00	0.00	34,528,000.00	4,578,193.72	6,634,131.89	5,399,259.16	0.00	16,808,584.77	4,327,488.80	5,944,555.15	5,951,972.84	0.00	16,224,014.89	0.00	17,918,415.23	385,589.88	0.00
PS		17,857,000.00	0.00	17,857,000.00	17,857,000.00	0.00	0.00	0.00	17,857,000.00	3,808,186.67	5,025,000.00	3,741,500.00	0.00	12,575,686.67	3,783,750.01	4,832,083.34	3,887,500.00	0.00	12,513,333.35	0.00	5,081,333.33	62,333.32	0.00
MOOE		16,871,000.00	0.00	16,871,000.00	16,871,000.00	0.00	0.00	0.00	16,871,000.00	787,027.05	1,808,131.89	1,657,759.16	0.00	4,033,918.10	543,736.89	1,112,471.81	2,054,472.84	0.00	3,710,881.54	0.00	12,837,081.90	323,236.56	0.00
RENEWABLE ENERGY DEVELOPMENT PROGRAM		129,113,000.00	0.00	129,113,000.00	129,113,000.00	0.00	0.00	0.00	129,113,000.00	27,188,875.34	28,460,870.97	32,529,025.88	0.00	88,158,772.19	23,754,186.70	27,854,724.85	22,710,894.60	0.00	74,319,786.03	0.00	40,954,427.81	1,644,168.56	12,184,817.80
Promotion of renewable energy (RE) resources	31030010000100	22,028,000.00	0.00	22,028,000.00	22,028,000.00	0.00	0.00	0.00	22,028,000.00	4,570,807.88	5,414,405.87	4,279,550.97	0.00	14,264,764.72	4,472,454.41	4,823,781.15	4,482,827.82	0.00	13,878,063.18	0.00	7,783,235.28	335,901.54	50,000.00
PS		15,236,000.00	0.00	15,236,000.00	15,236,000.00	0.00	0.00	0.00	15,236,000.00	3,256,580.84	4,329,416.84	3,209,249.97	0.00	10,795,247.25	3,232,080.85	4,180,583.31	3,347,248.87	0.00	10,739,913.83	0.00	4,443,752.75	55,333.32	0.00
MOOE		6,789,000.00	0.00	6,789,000.00	6,789,000.00	0.00	0.00	0.00	6,789,000.00	1,314,227.24	1,084,989.23	1,070,301.00	0.00	3,469,517.47	1,240,373.78	783,197.84	1,135,377.65	0.00	3,138,949.25	0.00	3,319,482.53	280,566.22	50,000.00

This report was generated using the Unified Reporting System on 14/10/2022 14:37 version FAR.1.2.5 ; Status : SUBMITTED

Department : Department of Energy (DOE)
 Agency/Entity : Office of the Secretary
 Operating Unit : < not applicable >
 Organization Code (UACS) : 09 001 0000000
 Fund Cluster : 01 Regular Agency Fund

X	Current Year Appropriations
	Supplemental Appropriations
	Continuing Appropriations

(e.g. UACS Fund Cluster: 01-Regular Agency Fund, 02-Foreign Assisted Projects Fund, 03-Special Account-Locally Funded/Domestic Grants Fund, and 04-Special Account-Foreign Assisted/Foreign Grants Fund)

Particulars	UACS CODE	Appropriations							Current Year Obligations							Balances								
		Authorized Appropriations	Adjustments (Transfers To/From, Modifications and Augmentations)	Adjusted Appropriations	Allotments Received	Adjustments (Reductions, Modifications and Augmentations)	Transfer To	Transfer From	Adjusted Total Allotments	1st Quarter Ending March 31	2nd Quarter Ending June 30	3rd Quarter Ending Sept. 30	4th Quarter Ending Dec. 31	TOTAL	1st Quarter Ending March 31	2nd Quarter Ending June 30	3rd Quarter Ending Sept. 30	4th Quarter Ending Dec. 31	TOTAL	Unreleased Appro	Unobligated Allotments	Unpaid Obligations(15-20)-(23-24)		
																						15=(11+12+13+14)	20=(16+17+18+19)	23
1	2	3	4	5=(3+4)	6	7	8	9	10=[(8)-(7)-(9)]	11	12	13	14	15	16	17	18	19	20	21	22	23	24	
Supervision and regulation of exploration, development and utilization of RE resources and technologies	310300100002000	107,085,000.00	0.00	107,085,000.00	107,085,000.00	0.00	0.00	0.00	107,085,000.00	22,587,867.46	23,046,465.10	28,248,474.91	0.00	73,883,807.47	19,281,712.29	22,830,943.50	18,228,267.06	0.00	60,440,922.85	0.00	33,191,192.53	1,308,267.02	12,144,817.80	0.00
PS		64,777,000.00	0.00	64,777,000.00	64,777,000.00	0.00	0.00	0.00	64,777,000.00	13,912,167.32	18,404,000.02	13,725,000.02	0.00	46,041,167.36	13,815,833.98	17,752,986.69	14,259,000.02	0.00	45,827,500.69	0.00	18,735,832.84	213,866.88	0.00	0.00
MOOE		42,308,000.00	0.00	42,308,000.00	42,308,000.00	0.00	0.00	0.00	42,308,000.00	8,665,700.14	4,642,465.08	14,524,474.89	0.00	27,852,640.11	5,465,878.31	5,178,276.82	3,969,267.04	0.00	14,813,422.17	0.00	14,455,359.69	1,094,800.34	12,144,817.80	0.00
DOWNSTREAM ENERGY DEVELOPMENT PROGRAM		107,789,000.00	0.00	107,789,000.00	107,789,000.00	0.00	0.00	0.00	107,789,000.00	21,277,955.18	42,744,040.34	15,151,355.07	0.00	79,173,350.59	14,139,090.86	20,887,507.83	28,931,977.85	0.00	63,958,566.34	0.00	28,815,649.41	5,112,201.33	10,102,582.82	0.00
Promotion of plans and programs to ensure sustainable supply for the downstream oil and natural gas industries	310400100001000	14,476,000.00	0.00	14,476,000.00	14,476,000.00	0.00	0.00	0.00	14,476,000.00	2,716,118.24	4,015,600.33	3,047,718.70	0.00	9,781,435.27	2,692,337.83	3,769,718.68	3,155,315.42	0.00	8,617,369.94	0.00	4,894,564.73	164,085.33	0.00	0.00
PS		12,393,000.00	0.00	12,393,000.00	12,393,000.00	0.00	0.00	0.00	12,393,000.00	2,654,750.01	3,513,583.34	2,826,250.01	0.00	8,794,583.36	2,637,083.34	3,405,250.01	2,716,250.01	0.00	8,758,583.36	0.00	3,588,416.64	36,000.00	0.00	0.00
MOOE		2,083,000.00	0.00	2,083,000.00	2,083,000.00	0.00	0.00	0.00	2,083,000.00	63,306.23	502,016.99	421,468.69	0.00	986,851.91	55,254.49	364,468.68	439,065.41	0.00	858,786.58	0.00	1,096,148.09	128,085.33	0.00	0.00
Supervision and regulation of the downstream oil and natural gas industries	310400100002000	93,313,000.00	0.00	93,313,000.00	93,313,000.00	0.00	0.00	0.00	93,313,000.00	18,599,838.94	38,728,440.01	12,103,836.37	0.00	69,391,915.32	11,446,743.02	17,117,791.14	25,776,862.23	0.00	54,341,196.40	0.00	23,921,084.68	4,848,136.00	10,102,582.82	0.00
PS		51,858,000.00	0.00	51,858,000.00	51,858,000.00	0.00	0.00	0.00	51,858,000.00	11,073,333.33	14,892,943.93	10,946,785.43	0.00	36,713,062.69	10,998,249.89	14,148,360.59	11,390,785.43	0.00	36,535,386.01	0.00	15,144,937.31	177,866.68	0.00	0.00
MOOE		41,455,000.00	0.00	41,455,000.00	41,455,000.00	0.00	0.00	0.00	41,455,000.00	7,486,505.61	24,025,496.08	1,156,850.94	0.00	32,678,852.63	450,493.04	2,969,430.55	14,385,876.80	0.00	17,805,800.39	0.00	8,776,147.37	4,770,468.32	10,102,582.82	0.00
ELECTRIC POWER INDUSTRY DEVELOPMENT PROGRAM		86,743,000.00	0.00	86,743,000.00	86,743,000.00	0.00	0.00	0.00	86,743,000.00	12,484,757.32	19,613,844.80	17,588,114.83	0.00	49,686,716.95	12,185,204.08	17,233,900.67	16,938,849.51	0.00	46,337,954.26	0.00	37,056,283.05	3,348,762.89	0.00	0.00
Management of the restructured electric power industry	310500100001000	86,743,000.00	0.00	86,743,000.00	86,743,000.00	0.00	0.00	0.00	86,743,000.00	12,484,757.32	19,613,844.80	17,588,114.83	0.00	49,686,716.95	12,185,204.08	17,233,900.67	16,938,849.51	0.00	46,337,954.26	0.00	37,056,283.05	3,348,762.89	0.00	0.00
PS		53,162,000.00	0.00	53,162,000.00	53,162,000.00	0.00	0.00	0.00	53,162,000.00	11,522,389.40	15,218,063.30	11,267,499.96	0.00	38,007,972.66	11,442,806.08	14,859,333.30	11,723,499.88	0.00	37,825,839.34	0.00	15,154,027.34	182,333.32	0.00	0.00
MOOE		33,581,000.00	0.00	33,581,000.00	33,581,000.00	0.00	0.00	0.00	33,581,000.00	962,267.92	4,395,781.50	6,320,614.87	0.00	11,878,744.29	722,398.00	2,574,567.37	5,215,349.55	0.00	8,512,314.92	0.00	21,802,255.71	3,166,429.37	0.00	0.00
DOE's sustainable consumption of energy promotion and advanced ENERGY EFFICIENCY AND CONSERVATION PROGRAM		57,200,000.00	0.00	57,200,000.00	57,200,000.00	0.00	0.00	0.00	57,200,000.00	8,025,653.82	16,493,285.78	6,207,869.44	0.00	31,236,838.02	6,413,603.43	11,480,595.86	11,484,856.71	0.00	29,378,058.02	0.00	25,963,181.98	1,772,780.00	85,000.00	0.00
Supervision, development and implementation of energy efficiency and conservation programs (EECP) and projects	320100100001000	20,709,000.00	0.00	20,709,000.00	20,709,000.00	0.00	0.00	0.00	20,709,000.00	3,653,124.53	6,152,195.19	3,634,240.48	0.00	13,439,560.19	2,858,654.08	5,302,789.31	4,558,883.56	0.00	12,721,526.95	0.00	7,269,438.81	718,033.24	0.00	0.00
PS		11,871,000.00	0.00	11,871,000.00	11,871,000.00	0.00	0.00	0.00	11,871,000.00	2,827,166.00	3,444,042.33	2,463,825.00	0.00	8,534,833.33	2,610,989.33	3,334,209.00	2,553,625.00	0.00	8,488,833.33	0.00	3,336,166.67	36,000.00	0.00	0.00
MOOE		8,838,000.00	0.00	8,838,000.00	8,838,000.00	0.00	0.00	0.00	8,838,000.00	1,025,958.53	2,708,152.85	1,170,415.48	0.00	4,904,726.86	248,854.75	1,968,580.31	2,005,258.56	0.00	4,222,890.82	0.00	3,833,273.14	682,033.24	0.00	0.00
Promotion of EECP activities and projects	320100100002000	13,454,000.00	0.00	13,454,000.00	13,454,000.00	0.00	0.00	0.00	13,454,000.00	1,307,160.33	5,113,791.37	797,834.45	0.00	7,216,576.15	785,773.22	2,352,261.43	3,251,240.58	0.00	6,589,275.23	0.00	6,235,423.85	544,300.82	85,000.00	0.00
PS		1,705,000.00	0.00	1,705,000.00	1,705,000.00	0.00	0.00	0.00	1,705,000.00	363,866.66	487,748.99	357,999.99	0.00	1,209,614.64	360,750.00	465,333.33	375,899.99	0.00	1,202,083.32	0.00	495,563.36	7,333.32	0.00	0.00
MOOE		11,749,000.00	0.00	11,749,000.00	11,749,000.00	0.00	0.00	0.00	11,749,000.00	943,493.67	4,626,031.38	439,834.46	0.00	6,006,961.51	425,023.22	2,086,928.10	2,875,240.59	0.00	5,387,191.91	0.00	5,739,840.49	536,967.60	85,000.00	0.00
Conduct of energy audit services	320100100003000	2,770,000.00	0.00	2,770,000.00	2,770,000.00	0.00	0.00	0.00	2,770,000.00	443,593.35	814,888.47	452,542.02	0.00	1,511,013.84	440,000.01	582,354.13	471,483.02	0.00	1,493,847.16	0.00	1,258,986.16	17,168.68	0.00	0.00
PS		2,080,000.00	0.00	2,080,000.00	2,080,000.00	0.00	0.00	0.00	2,080,000.00	595,250.02	436,000.02	0.00	0.00	1,474,833.39	440,000.01	585,166.68	460,000.02	0.00	1,465,186.71	0.00	805,186.61	9,886.68	0.00	0.00
MOOE		690,000.00	0.00	690,000.00	690,000.00	0.00	0.00	0.00	690,000.00	0.00	16,838.45	16,542.00	0.00	36,180.45	0.00	17,187.45	11,483.00	0.00	28,890.45	0.00	653,819.55	7,500.00	0.00	0.00
ALTERNATIVE FUELS AND TECHNOLOGIES PROGRAM		20,267,000.00	0.00	20,267,000.00	20,267,000.00	0.00	0.00	0.00	20,267,000.00	2,831,785.61	4,812,420.74	1,823,481.49	0.00	9,067,687.84	2,327,978.12	3,043,191.01	3,203,241.55	0.00	8,574,408.68	0.00	11,199,312.16	493,279.16	0.00	0.00
Promotion of research, development, demonstration and utilization of alternative fuels and technologies	320200100001000	20,267,000.00	0.00	20,267,000.00	20,267,000.00	0.00	0.00	0.00	20,267,000.00	2,831,785.61	4,812,420.74	1,823,481.49	0.00	9,067,687.84	2,327,978.12	3,043,191.01	3,203,241.55	0.00	8,574,408.68	0.00	11,199,312.16	493,279.16	0.00	0.00

This report was generated using the Unified Reporting System on 14/10/2022 14:37 version FAR1.2.5 ; Status : SUBMITTED

Department : Department of Energy (DOE)
 Agency/Entity : Office of the Secretary
 Operating Unit : < not applicable >
 Organization Code (UACS) : 09 001 0000000
 Fund Cluster : 01 Regular Agency Fund

X	Current Year Appropriations
	Supplemental Appropriations
	Continuing Appropriations

(e.g. UACS Fund Cluster: 01-Regular Agency Fund, 02-Foreign Assisted Projects Fund, 03-Special Account-Locally Funded/Domestic Grants Fund, and 04-Special Account-Foreign Assisted/Foreign Grants Fund)

Particulars	UACS CODE	Appropriations							Current Year Obligations							Balances							
		Authorized Appropriations	Adjustments/Transfers To/From, Modifications (Additions/Deletions)	Adjusted Appropriations	Allotments Received	Adjustments (Reductions, Modifications & Additions/Deletions)	Transfer To	Transfer From	Adjusted Total Allotments	1st Quarter Ending March 31	2nd Quarter Ending June 30	3rd Quarter Ending Sept. 30	4th Quarter Ending Dec. 31	TOTAL	Current Year Disbursements				Unreleased Appro	Unobligated Allotments	Unpaid Obligations(15-20)-(23-24)		
															1st Quarter Ending March 31	2nd Quarter Ending June 30	3rd Quarter Ending Sept. 30	4th Quarter Ending Dec. 31			TOTAL	Due and Demandable	Not Yet Due and Demandable
1	2	3	4	5=(3+4)	6	7	8	9	10=[(8)+(7)-(8)+9]	11	12	13	14	15=[(11)+(12)+(13)+(14)]	16	17	18	19	20=[(16)+(17)+(18)+(19)]	21	22	23	24
		6,920,000.00	0.00	6,920,000.00	6,920,000.00	0.00	0.00	0.00	6,920,000.00	1,482,886.65	1,975,168.65	1,467,499.98	0.00	4,925,555.28	1,472,868.66	1,917,833.32	1,515,486.88	0.00	4,905,998.86	0.00	1,864,866.72	19,333.32	0.00
PS		13,347,000.00	0.00	13,347,000.00	13,347,000.00	0.00	0.00	0.00	13,347,000.00	1,148,118.86	2,837,254.08	355,961.51	0.00	4,142,354.56	855,308.48	1,125,357.88	1,887,741.57	0.00	3,868,408.72	0.00	9,204,845.44	473,845.84	0.00
MOOE		535,810,000.00	0.00	535,810,000.00	535,810,000.00	0.00	0.00	0.00	535,810,000.00	87,575,448.55	137,884,410.79	94,508,347.86	0.00	319,778,207.20	74,120,300.91	103,731,780.63	105,226,857.12	0.00	283,078,738.66	0.00	215,830,792.80	14,150,268.02	22,550,200.52
Sub-Total, Operations		535,810,000.00	0.00	535,810,000.00	535,810,000.00	0.00	0.00	0.00	535,810,000.00	87,575,448.55	137,884,410.79	94,508,347.86	0.00	319,778,207.20	74,120,300.91	103,731,780.63	105,226,857.12	0.00	283,078,738.66	0.00	215,830,792.80	14,150,268.02	22,550,200.52
PS		239,944,000.00	0.00	239,944,000.00	239,944,000.00	0.00	0.00	0.00	239,944,000.00	23,961,889.86	53,532,591.29	32,028,437.53	0.00	109,522,918.78	10,945,862.28	22,550,044.45	40,303,746.79	0.00	73,799,783.52	0.00	130,421,081.22	13,172,834.74	22,550,200.52
MOOE		295,866,000.00	0.00	295,866,000.00	295,866,000.00	0.00	0.00	0.00	295,866,000.00	63,613,558.59	84,161,819.50	62,480,910.33	0.00	210,256,288.42	63,174,300.83	81,181,736.18	64,922,910.33	0.00	209,278,655.14	0.00	85,409,711.58	977,333.28	0.00
FinEx (If Applicable)		0.00	0.00	0.00	0.00	0.00	0.00	0.00	0.00	0.00	0.00	0.00	0.00	0.00	0.00	0.00	0.00	0.00	0.00	0.00	0.00	0.00	0.00
CO		0.00	0.00	0.00	0.00	0.00	0.00	0.00	0.00	0.00	0.00	0.00	0.00	0.00	0.00	0.00	0.00	0.00	0.00	0.00	0.00	0.00	0.00
Sub-Total, I. Agency Specific Budget		1,317,779,000.00	0.00	1,317,779,000.00	1,317,779,000.00	0.00	0.00	0.00	1,317,779,000.00	200,348,407.08	402,256,637.05	235,017,840.40	0.00	837,623,184.77	147,563,011.90	263,842,751.92	291,554,722.81	0.00	702,960,486.63	0.00	480,155,815.23	85,529,555.48	88,133,142.85
PS		662,059,000.00	0.00	662,059,000.00	662,059,000.00	0.00	0.00	0.00	662,059,000.00	131,368,482.88	186,926,587.55	127,889,065.70	0.00	446,204,735.93	108,053,257.11	171,062,968.17	163,286,090.73	0.00	442,402,336.01	0.00	215,854,264.07	3,802,369.92	0.00
MOOE		856,720,000.00	0.00	856,720,000.00	856,720,000.00	0.00	0.00	0.00	856,720,000.00	68,958,924.40	215,330,248.50	107,128,274.84	0.00	361,418,448.84	39,508,754.79	92,779,783.75	128,268,632.08	0.00	260,558,190.82	0.00	284,301,261.16	81,727,195.57	88,133,142.85
FinEx (If Applicable)		0.00	0.00	0.00	0.00	0.00	0.00	0.00	0.00	0.00	0.00	0.00	0.00	0.00	0.00	0.00	0.00	0.00	0.00	0.00	0.00	0.00	0.00
CO		0.00	0.00	0.00	0.00	0.00	0.00	0.00	0.00	0.00	0.00	0.00	0.00	0.00	0.00	0.00	0.00	0.00	0.00	0.00	0.00	0.00	0.00
I. Automatic Appropriations		59,555,000.00	0.00	59,555,000.00	59,555,000.00	0.00	0.00	0.00	59,555,000.00	9,018,432.84	14,017,785.78	14,895,545.70	0.00	37,931,764.32	4,518,933.03	9,517,926.79	14,188,851.44	0.00	28,223,711.26	0.00	21,823,235.88	9,708,053.06	0.00
Specific Budgets of National Government Agencies		59,555,000.00	0.00	59,555,000.00	59,555,000.00	0.00	0.00	0.00	59,555,000.00	9,018,432.84	14,017,785.78	14,895,545.70	0.00	37,931,764.32	4,518,933.03	9,517,926.79	14,188,851.44	0.00	28,223,711.26	0.00	21,823,235.88	9,708,053.06	0.00
Retirement and Life Insurance Premiums		59,555,000.00	0.00	59,555,000.00	59,555,000.00	0.00	0.00	0.00	59,555,000.00	9,018,432.84	14,017,785.78	14,895,545.70	0.00	37,931,764.32	4,518,933.03	9,517,926.79	14,188,851.44	0.00	28,223,711.26	0.00	21,823,235.88	9,708,053.06	0.00
PS		59,555,000.00	0.00	59,555,000.00	59,555,000.00	0.00	0.00	0.00	59,555,000.00	9,018,432.84	14,017,785.78	14,895,545.70	0.00	37,931,764.32	4,518,933.03	9,517,926.79	14,188,851.44	0.00	28,223,711.26	0.00	21,823,235.88	9,708,053.06	0.00
Sub-Total I. Automatic Appropriations		59,555,000.00	0.00	59,555,000.00	59,555,000.00	0.00	0.00	0.00	59,555,000.00	9,018,432.84	14,017,785.78	14,895,545.70	0.00	37,931,764.32	4,518,933.03	9,517,926.79	14,188,851.44	0.00	28,223,711.26	0.00	21,823,235.88	9,708,053.06	0.00
PS		59,555,000.00	0.00	59,555,000.00	59,555,000.00	0.00	0.00	0.00	59,555,000.00	9,018,432.84	14,017,785.78	14,895,545.70	0.00	37,931,764.32	4,518,933.03	9,517,926.79	14,188,851.44	0.00	28,223,711.26	0.00	21,823,235.88	9,708,053.06	0.00
MOOE		0.00	0.00	0.00	0.00	0.00	0.00	0.00	0.00	0.00	0.00	0.00	0.00	0.00	0.00	0.00	0.00	0.00	0.00	0.00	0.00	0.00	0.00
FinEx (If Applicable)		0.00	0.00	0.00	0.00	0.00	0.00	0.00	0.00	0.00	0.00	0.00	0.00	0.00	0.00	0.00	0.00	0.00	0.00	0.00	0.00	0.00	0.00
CO		0.00	0.00	0.00	0.00	0.00	0.00	0.00	0.00	0.00	0.00	0.00	0.00	0.00	0.00	0.00	0.00	0.00	0.00	0.00	0.00	0.00	0.00
II. Special Purpose Fund		10,220,360.00	0.00	10,220,360.00	10,220,360.00	0.00	0.00	0.00	10,220,360.00	1,354,046.18	8,866,311.82	8,839,173.39	0.00	10,220,358.00	0.00	1,354,046.18	8,839,173.39	0.00	10,193,219.57	0.00	2.00	27,138.43	0.00
Pension and Gratuity Fund		10,220,360.00	0.00	10,220,360.00	10,220,360.00	0.00	0.00	0.00	10,220,360.00	1,354,046.18	8,866,311.82	8,839,173.39	0.00	10,220,358.00	0.00	1,354,046.18	8,839,173.39	0.00	10,193,219.57	0.00	2.00	27,138.43	0.00
PS		10,220,360.00	0.00	10,220,360.00	10,220,360.00	0.00	0.00	0.00	10,220,360.00	1,354,046.18	8,866,311.82	8,839,173.39	0.00	10,220,358.00	0.00	1,354,046.18	8,839,173.39	0.00	10,193,219.57	0.00	2.00	27,138.43	0.00
Sub-Total II. Special Purpose Fund		10,220,360.00	0.00	10,220,360.00	10,220,360.00	0.00	0.00	0.00	10,220,360.00	1,354,046.18	8,866,311.82	8,839,173.39	0.00	10,220,358.00	0.00	1,354,046.18	8,839,173.39	0.00	10,193,219.57	0.00	2.00	27,138.43	0.00
PS		10,220,360.00	0.00	10,220,360.00	10,220,360.00	0.00	0.00	0.00	10,220,360.00	1,354,046.18	8,866,311.82	8,839,173.39	0.00	10,220,358.00	0.00	1,354,046.18	8,839,173.39	0.00	10,193,219.57	0.00	2.00	27,138.43	0.00
MOOE		0.00	0.00	0.00	0.00	0.00	0.00	0.00	0.00	0.00	0.00	0.00	0.00	0.00	0.00	0.00	0.00	0.00	0.00	0.00	0.00	0.00	0.00
FinEx (If Applicable)		0.00	0.00	0.00	0.00	0.00	0.00	0.00	0.00	0.00	0.00	0.00	0.00	0.00	0.00	0.00	0.00	0.00	0.00	0.00	0.00	0.00	0.00
CO		0.00	0.00	0.00	0.00	0.00	0.00	0.00	0.00	0.00	0.00	0.00	0.00	0.00	0.00	0.00	0.00	0.00	0.00	0.00	0.00	0.00	0.00
IV. Reversion of the Unobligated Allotments charged against R.A. Nos. 11465 and 11494		0.00	0.00	0.00	0.00	0.00	0.00	0.00	0.00	0.00	0.00	0.00	0.00	0.00	0.00	0.00	0.00	0.00	0.00	0.00	0.00	0.00	0.00
GRAND TOTAL		1,377,334,000.00	0.00	1,377,334,000.00	1,377,334,000.00	0.00	0.00	0.00	1,377,334,000.00	209,366,838.92	417,828,869.01	258,779,798.16	0.00	885,775,307.09	152,079,844.80	274,714,724.89	314,582,747.84	0.00	741,377,417.46	0.00	501,779,052.91	75,264,746.96	88,133,142.85

This report was generated using the Unified Reporting System on 14/10/2022 14:37 version FAR 1.2.5 ; Status : SUBMITTED


Department : Department of Energy (DOE)
 Agency/Entity : Office of the Secretary
 Operating Unit : < not applicable >
 Organization Code (UACS) : 09 001 0000000
 Fund Cluster : 01 Regular Agency Fund

Current Year Appropriations
 Supplemental Appropriations
 Continuing Appropriations


(e.g. UACS Fund Cluster: 01-Regular Agency Fund, 02-Foreign Assisted Projects Fund, 03-Special Account-Locally Funded/Domestic Grants Fund, and 04-Special Account-Foreign Assisted/Foreign Grants Fund)

Particulars	UACS CODE	Appropriations		Allotments					Current Year Obligations					Current Year Disbursements				Balances					
		Authorized Appropriations	Adjustments (Transfers To/From, Modifications and Reallocations)	Adjusted Appropriations	Allotments Received	Adjustments (Reductions, Modifications and Reallocations)	Transfer To	Transfer From	Adjusted Total Allotments	1st Quarter Ending March 31	2nd Quarter Ending June 30	3rd Quarter Ending Sept. 30	4th Quarter Ending Dec. 31	TOTAL	1st Quarter Ending March 31	2nd Quarter Ending June 30	3rd Quarter Ending Sept. 30	4th Quarter Ending Dec. 31	TOTAL	Unreleased Appro	Unobligated Allotments	Unpaid Obligations (16-20)-(23+24)	
		3	4	5=(3+4)	6	7	8	9	10=(8-(7)+8+9)	11	12	13	14	15=(11+12+13+14)	16	17	18	19	20=(16+17+18+19)	21	22	23	24
PS		721,814,000.00	10,220,360.00	731,834,360.00	721,814,000.00	10,220,360.00	0.00	0.00	731,834,360.00	140,406,915.52	202,298,419.51	151,851,523.22	0.00	494,556,858.25	112,570,180.14	181,934,961.14	186,314,115.56	0.00	480,819,256.84	0.00	237,477,501.75	13,537,591.41	0.00
MOOE		856,720,000.00	0.00	856,720,000.00	856,720,000.00	0.00	0.00	0.00	856,720,000.00	88,959,924.40	215,320,249.50	107,126,274.94	0.00	391,418,448.84	39,569,754.79	82,779,763.75	128,268,832.06	0.00	260,558,150.62	0.00	264,301,551.16	61,727,195.57	89,133,142.85
Recapitulation by OO:																							
Agency Specific Budget		535,610,000.00	0.00	535,610,000.00	535,610,000.00	0.00	0.00	0.00	535,610,000.00	87,575,448.50	137,894,410.79	84,508,347.86	0.00	319,779,207.20	74,120,300.91	103,731,780.63	105,226,657.12	0.00	283,078,738.66	0.00	215,830,792.80	14,150,268.02	22,550,200.52
ENERGY EFFICIENCY AND CONSERVATION PROGRAM		36,933,000.00	0.00	36,933,000.00	36,933,000.00	0.00	0.00	0.00	36,933,000.00	5,403,868.21	11,890,865.02	4,884,416.95	0.00	22,169,150.18	4,085,827.31	8,437,404.87	8,281,817.16	0.00	20,804,649.34	0.00	14,783,849.82	1,279,500.84	85,000.00
ELECTRIC POWER INDUSTRY DEVELOPMENT PROGRAM		86,743,000.00	0.00	86,743,000.00	86,743,000.00	0.00	0.00	0.00	86,743,000.00	12,484,757.32	19,613,844.80	17,588,114.83	0.00	49,686,716.95	12,165,204.08	17,233,900.67	16,938,849.51	0.00	46,337,954.26	0.00	37,056,263.05	3,348,762.89	0.00
CONVENTIONAL ENERGY DEVELOPMENT PROGRAM		57,585,000.00	0.00	57,585,000.00	57,585,000.00	0.00	0.00	0.00	57,585,000.00	8,363,110.39	12,178,631.86	9,706,136.14	0.00	30,247,881.38	8,087,736.90	11,338,388.46	10,364,852.82	0.00	29,811,878.18	0.00	27,337,118.82	436,900.20	0.00
DOWNSTREAM ENERGY DEVELOPMENT PROGRAM		107,789,000.00	0.00	107,789,000.00	107,789,000.00	0.00	0.00	0.00	107,789,000.00	21,277,955.19	42,744,040.34	15,151,255.07	0.00	79,173,250.59	14,139,080.86	20,867,507.83	26,931,977.65	0.00	63,958,566.34	0.00	38,815,649.41	5,112,201.33	10,102,582.92
ALTERNATIVE FUELS AND TECHNOLOGIES PROGRAM		20,267,000.00	0.00	20,267,000.00	20,267,000.00	0.00	0.00	0.00	20,267,000.00	2,831,785.61	4,612,420.74	1,823,481.49	0.00	9,267,687.84	2,327,878.12	3,043,191.01	3,203,241.50	0.00	8,574,408.68	0.00	11,199,312.16	493,279.16	0.00
RENEWABLE ENERGY DEVELOPMENT PROGRAM		129,113,000.00	0.00	129,113,000.00	129,113,000.00	0.00	0.00	0.00	129,113,000.00	27,168,875.34	28,460,870.97	32,529,025.88	0.00	88,158,772.19	23,794,166.70	27,854,724.85	22,710,894.68	0.00	74,318,786.03	0.00	40,954,427.81	1,844,168.58	12,194,617.80
NATIONAL AND REGIONAL ENERGY PLANNING PROGRAM		97,180,000.00	0.00	97,180,000.00	97,180,000.00	0.00	0.00	0.00	97,180,000.00	10,245,286.51	18,203,737.06	12,826,814.50	0.00	41,275,848.07	9,560,508.94	14,835,663.14	14,775,223.75	0.00	39,271,395.83	0.00	55,904,151.93	1,836,452.24	168,000.00


Certified Correct:


 ELSA B. MORALES
 CHIEF, BUDGET DIVISION
 Date: 2022-10-14 14:27:43


Certified Correct:


 HELEN C. ROLDAN
 OIC CHIEF, ACCOUNTING DIVISION
 Date: 2022-10-14 14:27:43

Recommending Approval:


 AGUSTUS CESAR A. NAVARRO
 OIC DIRECTOR, FINANCIAL SERVICES
 Date: 2022-10-14 14:30:20

Approved By:


 FELIX WILMANS FUENTESELLA
 UNDERSECRETARY
 Date: 2022-10-14 14:34:20