

STATEMENT OF APPROPRIATIONS, ALLOTMENTS, OBLIGATIONS, DISBURSEMENTS AND BALANCES
As at the Quarter Ending December 31, 2022

Department : Department of Energy (DOE)
Agency/Entity : Office of the Secretary
Operating Unit : < not applicable >
Organization Code (UACS) : 09 001 000000
Fund Cluster : 01 Regular Agency Fund

	Current Year Appropriations
	Supplemental Appropriations
X	Continuing Appropriations

Particulars	UACS CODE	Appropriations			Allotments			Current Year Obligations					Current Year Disbursements					Balances						
		Authorized Appropriations	Adjustments (Transfer To/From, Reassignment)	Adjusted Appropriations	Allotments Received	Adjustments (Withdrawal, Reassignment)	Transfer To	Transfer From	Adjusted Total Allotments	1st Quarter Ending March 31	2nd Quarter Ending June 30	3rd Quarter Ending September 30	4th Quarter Ending December 31	TOTAL	1st Quarter Ending March 31	2nd Quarter Ending June 30	3rd Quarter Ending September 30	4th Quarter Ending December 31	TOTAL	Unreleased Appropriations	Unobligated Allotments	Unpaid Obligations (15-20)=(23+24)		
		3	4	5=(3+4)	6	7	8	9	10=(8+9-7+8+9)	11	12	13	14	15=(11+12+13+14)	16	17	18	19	20=(16+17+18+19)	21=(5-10)	22=(10-15)	23	24	
I. Continuing Appropriations		181,888,008.71	0.00	181,888,008.71	181,888,008.71	0.00	0.00	0.00	181,888,008.71	4,946,149.63	502,037.18	938,778.80	103,969,891.65	110,356,857.28	1,467,800.83	482,520.56	2,118,968.60	24,571,850.65	28,641,240.64	0.00	71,531,151.45	81,715,616.62	0.00	
I. Agency Specific Budget		181,888,008.71	0.00	181,888,008.71	181,888,008.71	0.00	0.00	0.00	181,888,008.71	4,946,149.63	502,037.18	938,778.80	103,969,891.65	110,356,857.28	1,467,800.83	482,520.56	2,118,968.60	24,571,850.65	28,641,240.64	0.00	71,531,151.45	81,715,616.62	0.00	
General Administration and Support	10000000000000	18,685,855.35	0.00	18,685,855.35	18,685,855.35	0.00	0.00	0.00	18,685,855.35	1,105,174.20	88,578.70	670,200.00	2,339,223.57	4,203,178.47	1,102,605.20	91,147.70	0.00	3,009,423.57	4,203,178.47	0.00	14,482,678.88	0.00	0.00	
General Management and Supervision	100000100001000	18,685,855.35	0.00	18,685,855.35	18,685,855.35	0.00	0.00	0.00	18,685,855.35	1,105,174.20	88,578.70	670,200.00	2,339,223.57	4,203,178.47	1,102,605.20	91,147.70	0.00	3,009,423.57	4,203,178.47	0.00	14,482,678.88	0.00	0.00	
MOOE		17,886,870.35	0.00	17,886,870.35	17,886,870.35	0.00	0.00	0.00	17,886,870.35	1,105,174.20	88,578.70	0.00	2,338,223.57	3,532,978.47	1,102,605.20	91,147.70	0.00	2,338,223.57	3,532,978.47	0.00	14,353,893.88	0.00	0.00	
CO		798,985.00	0.00	798,985.00	798,985.00	0.00	0.00	0.00	798,985.00	0.00	0.00	670,200.00	0.00	670,200.00	0.00	0.00	0.00	670,200.00	670,200.00	0.00	128,785.00	0.00	0.00	
Sub-Total, General Administration and Support		18,685,855.35	0.00	18,685,855.35	18,685,855.35	0.00	0.00	0.00	18,685,855.35	1,105,174.20	88,578.70	670,200.00	2,339,223.57	4,203,178.47	1,102,605.20	91,147.70	0.00	3,009,423.57	4,203,178.47	0.00	14,482,678.88	0.00	0.00	
PS		0.00	0.00	0.00	0.00	0.00	0.00	0.00	0.00	0.00	0.00	0.00	0.00	0.00	0.00	0.00	0.00	0.00	0.00	0.00	0.00	0.00	0.00	0.00
MOOE		17,886,870.35	0.00	17,886,870.35	17,886,870.35	0.00	0.00	0.00	17,886,870.35	1,105,174.20	88,578.70	0.00	2,339,223.57	3,532,978.47	1,102,605.20	91,147.70	0.00	2,338,223.57	3,532,978.47	0.00	14,353,893.88	0.00	0.00	
FinEx (If Applicable)		0.00	0.00	0.00	0.00	0.00	0.00	0.00	0.00	0.00	0.00	0.00	0.00	0.00	0.00	0.00	0.00	0.00	0.00	0.00	0.00	0.00	0.00	0.00
CO		798,985.00	0.00	798,985.00	798,985.00	0.00	0.00	0.00	798,985.00	0.00	0.00	670,200.00	0.00	670,200.00	0.00	0.00	0.00	670,200.00	670,200.00	0.00	128,785.00	0.00	0.00	
Support to Operations	200000000000000	109,185,778.11	0.00	109,185,778.11	109,185,778.11	0.00	0.00	0.00	109,185,778.11	3,413,185.00	44,100.00	210,630.00	73,145,573.19	78,813,488.19	1,850.00	25,350.00	1,998,575.00	9,132,132.19	11,156,007.19	0.00	32,372,287.92	65,657,481.00	0.00	
Provision of legal advice, legal counseling and legal support to service contract negotiations and hearings; serves as the official legislative liaison to the Congress of the Philippines	200000100001000	687,990.96	0.00	687,990.96	687,990.96	0.00	0.00	0.00	687,990.96	0.00	42,600.00	0.00	645,390.96	687,990.96	0.00	21,000.00	0.00	645,390.96	688,390.96	0.00	0.00	21,600.00	0.00	
MOOE		687,990.96	0.00	687,990.96	687,990.96	0.00	0.00	0.00	687,990.96	0.00	42,600.00	0.00	645,390.96	687,990.96	0.00	21,000.00	0.00	645,390.96	688,390.96	0.00	0.00	21,600.00	0.00	
Formulation of policies, plans and programs relative to information and communications technology, geoinformatics and data information management. Ensures effective deployment, utilization and maintenance of ICT	200000100002000	95,330,271.65	0.00	95,330,271.65	95,330,271.65	0.00	0.00	0.00	95,330,271.65	2,001,375.00	1,500.00	210,630.00	64,018,048.02	66,231,551.02	1,950.00	4,350.00	1,998,575.00	3,478,324.82	5,481,199.82	0.00	29,058,720.63	60,750,351.20	0.00	
MOOE		45,176,788.00	0.00	45,176,788.00	45,176,788.00	0.00	0.00	0.00	45,176,788.00	2,001,375.00	1,500.00	0.00	33,145,968.02	35,148,841.02	1,950.00	4,350.00	1,998,575.00	3,287,694.82	5,270,569.82	0.00	10,027,948.98	29,078,271.20	0.00	
CO		50,153,483.65	0.00	50,153,483.65	50,153,483.65	0.00	0.00	0.00	50,153,483.65	0.00	0.00	210,630.00	30,872,080.00	31,082,710.00	0.00	0.00	0.00	210,630.00	210,630.00	0.00	19,070,773.65	30,872,080.00	0.00	
Provision and conduct of laboratory services in support of exploration and development of indigenous energy resources, as well as, to promote energy efficiency through research and calibration testing	200000100003000	2,310,248.98	0.00	2,310,248.98	2,310,248.98	0.00	0.00	0.00	2,310,248.98	0.00	0.00	0.00	1,310,248.98	1,310,248.98	0.00	0.00	0.00	1,310,248.98	1,310,248.98	0.00	1,000,000.00	0.00	0.00	
MOOE		2,310,248.98	0.00	2,310,248.98	2,310,248.98	0.00	0.00	0.00	2,310,248.98	0.00	0.00	0.00	1,310,248.98	1,310,248.98	0.00	0.00	0.00	1,310,248.98	1,310,248.98	0.00	1,000,000.00	0.00	0.00	
Extension and enhancement of energy resource exploration, development and utilization; and energy industry management and control activities in the areas of Luzon, Visayas and Mindanao	200000100004000	10,857,268.52	0.00	10,857,268.52	10,857,268.52	0.00	0.00	0.00	10,857,268.52	1,411,810.00	0.00	0.00	7,171,889.23	8,583,899.23	0.00	0.00	0.00	3,698,169.43	3,698,169.43	0.00	2,273,567.28	4,865,528.80	0.00	
MOOE		10,857,268.52	0.00	10,857,268.52	10,857,268.52	0.00	0.00	0.00	10,857,268.52	1,411,810.00	0.00	0.00	7,171,889.23	8,583,899.23	0.00	0.00	0.00	3,698,169.43	3,698,169.43	0.00	2,273,567.28	4,865,528.80	0.00	

Department : Department of Energy (DOE)
 Agency/Entity : Office of the Secretary
 Operating Unit : < not applicable >
 Organization Code (UACS) : 09 001 0000000
 Fund Cluster : 01 Regular Agency Fund

	Current Year Appropriations
	Supplemental Appropriations
X	Continuing Appropriations

(e.g. UACS Fund Cluster: 01-Regular Agency Fund, 02-Foreign Assisted Projects Fund, 03-Special Account-Locally Funded/Domestic Grants Fund, and 04-Special Account-Foreign Assisted/Foreign Grants Fund)

Particulars	UACS CODE	Appropriations			Allotments			Current Year Obligations							Current Year Disbursements				Balances						
		Authorized Appropriations	Adjustments (Transfer To/From, Realignment)	Adjusted Appropriations	Allotments Received	Adjustments (Withdrawal, Realignment)	Transfer To	Transfer From	Adjusted Total Allotments	1st Quarter Ending March 31	2nd Quarter Ending June 30	3rd Quarter Ending September 30	4th Quarter Ending December 31	TOTAL	1st Quarter Ending March 31	2nd Quarter Ending June 30	3rd Quarter Ending September 30	4th Quarter Ending December 31	TOTAL	Unreleased Appropriations	Unobligated Allotments	Unpaid Obligations (15-20)=(23+24)			
		3	4	5=(3+4)	6	7	8	9	10=[8+(7)-9]	11	12	13	14	15=(11+12+13+14)	16	17	18	19	20=(16+17+18+19)	21=[5-10]	22=[10-15]	23	24		
Sub-Total, Support to Operations		109,185,776.11	0.00	109,185,776.11	109,185,776.11	0.00	0.00	0.00	109,185,776.11	3,413,185.00	44,100.00	210,630.00	73,145,573.19	76,813,468.19	1,950.00	25,350.00	1,996,575.00	9,132,132.19	11,156,007.19	0.00	32,372,287.92	65,657,481.00	0.00		
PS		0.00	0.00	0.00	0.00	0.00	0.00	0.00	0.00	0.00	0.00	0.00	0.00	0.00	0.00	0.00	0.00	0.00	0.00	0.00	0.00	0.00	0.00	0.00	
MOOE		59,032,292.46	0.00	59,032,292.46	59,032,292.46	0.00	0.00	0.00	59,032,292.46	3,413,185.00	44,100.00	0.00	42,273,493.19	45,730,778.19	1,950.00	25,350.00	1,996,575.00	9,921,502.19	10,845,377.19	0.00	13,301,514.27	34,785,401.00	0.00	0.00	
FinEx (if Applicable)		0.00	0.00	0.00	0.00	0.00	0.00	0.00	0.00	0.00	0.00	0.00	0.00	0.00	0.00	0.00	0.00	0.00	0.00	0.00	0.00	0.00	0.00	0.00	
CO		50,153,483.65	0.00	50,153,483.65	50,153,483.65	0.00	0.00	0.00	50,153,483.65	0.00	0.00	210,630.00	30,872,090.00	31,082,710.00	0.00	0.00	0.00	0.00	210,630.00	210,630.00	0.00	19,070,773.65	30,872,090.00	0.00	0.00
Operations	30300000000000	54,016,377.25	0.00	54,016,377.25	54,016,377.25	0.00	0.00	0.00	54,016,377.25	427,790.43	369,358.48	57,948.80	28,465,094.89	29,340,192.60	363,345.63	366,022.86	122,393.60	12,430,294.89	13,282,056.98	0.00	24,978,184.65	16,058,135.62	0.00	0.00	
OO: Required energy supply level attained		48,972,551.78	0.00	48,972,551.78	48,972,551.78	0.00	0.00	0.00	48,972,551.78	417,790.43	369,358.48	57,948.80	27,185,094.89	28,030,192.60	353,345.63	368,022.86	122,393.60	11,130,294.89	11,872,056.98	0.00	20,842,358.18	16,058,135.62	0.00	0.00	
NATIONAL AND REGIONAL ENERGY PLANNING PROGRAM		25,073,947.22	0.00	25,073,947.22	25,073,947.22	0.00	0.00	0.00	25,073,947.22	0.00	3,335.62	0.00	19,788,129.63	19,789,465.25	0.00	0.00	0.00	0.00	0.00	0.00	5,284,481.97	16,058,135.62	0.00	0.00	
Formulation, updating and monitoring of annual, medium and long term national and regional energy policies, plans and programs	310100100001000	25,073,947.22	0.00	25,073,947.22	25,073,947.22	0.00	0.00	0.00	25,073,947.22	0.00	3,335.62	0.00	19,788,129.63	19,789,465.25	0.00	0.00	0.00	0.00	0.00	0.00	5,284,481.97	16,058,135.62	0.00	0.00	
MOOE		25,041,027.22	0.00	25,041,027.22	25,041,027.22	0.00	0.00	0.00	25,041,027.22	0.00	3,335.62	0.00	19,788,129.63	19,789,465.25	0.00	0.00	0.00	0.00	0.00	0.00	5,251,561.97	16,058,135.62	0.00	0.00	
CO		32,920.00	0.00	32,920.00	32,920.00	0.00	0.00	0.00	32,920.00	0.00	0.00	0.00	0.00	0.00	0.00	0.00	0.00	0.00	0.00	0.00	32,920.00	0.00	0.00	0.00	
CONVENTIONAL ENERGY DEVELOPMENT PROGRAM		2,765,807.22	0.00	2,765,807.22	2,765,807.22	0.00	0.00	0.00	2,765,807.22	24,665.00	0.00	0.00	2,685,942.22	2,710,607.22	24,665.00	0.00	0.00	0.00	2,685,942.22	2,710,607.22	0.00	55,000.00	0.00	0.00	
Promotion of exploration, development and production of conventional energy resources	310200100001000	442,105.00	0.00	442,105.00	442,105.00	0.00	0.00	0.00	442,105.00	24,665.00	0.00	0.00	362,440.00	367,105.00	24,665.00	0.00	0.00	0.00	362,440.00	367,105.00	0.00	55,000.00	0.00	0.00	
MOOE		442,105.00	0.00	442,105.00	442,105.00	0.00	0.00	0.00	442,105.00	24,665.00	0.00	0.00	362,440.00	367,105.00	24,665.00	0.00	0.00	0.00	362,440.00	367,105.00	0.00	55,000.00	0.00	0.00	
Supervision and regulation of exploration, development and production of conventional energy resources and technologies	310200100002000	2,323,502.22	0.00	2,323,502.22	2,323,502.22	0.00	0.00	0.00	2,323,502.22	0.00	0.00	0.00	2,323,502.22	2,323,502.22	0.00	0.00	0.00	0.00	2,323,502.22	2,323,502.22	0.00	0.00	0.00	0.00	
MOOE		2,323,502.22	0.00	2,323,502.22	2,323,502.22	0.00	0.00	0.00	2,323,502.22	0.00	0.00	0.00	2,323,502.22	2,323,502.22	0.00	0.00	0.00	0.00	2,323,502.22	2,323,502.22	0.00	0.00	0.00	0.00	
RENEWABLE ENERGY DEVELOPMENT PROGRAM		5,963,196.64	0.00	5,963,196.64	5,963,196.64	0.00	0.00	0.00	5,963,196.64	307,680.63	359,817.86	0.00	1,391,738.63	2,059,237.12	307,680.63	359,817.86	0.00	1,391,738.63	2,059,237.12	0.00	3,903,959.52	0.00	0.00	0.00	
Promotion of renewable energy (RE) resources	310300100001000	91,677.38	0.00	91,677.38	91,677.38	0.00	0.00	0.00	91,677.38	0.00	0.00	0.00	91,677.38	91,677.38	0.00	0.00	0.00	0.00	91,677.38	91,677.38	0.00	0.00	0.00	0.00	
MOOE		91,677.38	0.00	91,677.38	91,677.38	0.00	0.00	0.00	91,677.38	0.00	0.00	0.00	91,677.38	91,677.38	0.00	0.00	0.00	0.00	91,677.38	91,677.38	0.00	0.00	0.00	0.00	
Supervision and regulation of exploration, development and utilization of RE resources and technologies	310300100002000	5,871,519.26	0.00	5,871,519.26	5,871,519.26	0.00	0.00	0.00	5,871,519.26	307,680.63	359,817.86	0.00	1,300,061.25	1,967,559.74	307,680.63	359,817.86	0.00	1,300,061.25	1,967,559.74	0.00	3,903,959.52	0.00	0.00	0.00	
MOOE		5,871,519.26	0.00	5,871,519.26	5,871,519.26	0.00	0.00	0.00	5,871,519.26	307,680.63	359,817.86	0.00	1,300,061.25	1,967,559.74	307,680.63	359,817.86	0.00	1,300,061.25	1,967,559.74	0.00	3,903,959.52	0.00	0.00	0.00	
DOWNSTREAM ENERGY DEVELOPMENT PROGRAM		4,292,152.66	0.00	4,292,152.66	4,292,152.66	0.00	0.00	0.00	4,292,152.66	21,000.00	0.00	0.00	1,791,594.85	1,812,594.85	21,000.00	0.00	0.00	0.00	1,791,594.85	1,812,594.85	0.00	2,479,557.81	0.00	0.00	
Promotion of plans and programs to ensure sustainable supply for the downstream oil and natural gas industries	310400100001000	1,167,916.25	0.00	1,167,916.25	1,167,916.25	0.00	0.00	0.00	1,167,916.25	21,000.00	0.00	0.00	1,146,916.25	1,167,916.25	21,000.00	0.00	0.00	0.00	1,146,916.25	1,167,916.25	0.00	0.00	0.00	0.00	
MOOE		1,167,916.25	0.00	1,167,916.25	1,167,916.25	0.00	0.00	0.00	1,167,916.25	21,000.00	0.00	0.00	1,146,916.25	1,167,916.25	21,000.00	0.00	0.00	0.00	1,146,916.25	1,167,916.25	0.00	0.00	0.00	0.00	
Supervision and regulation of the downstream oil and natural gas industries	310400100002000	3,124,236.41	0.00	3,124,236.41	3,124,236.41	0.00	0.00	0.00	3,124,236.41	0.00	0.00	0.00	644,678.60	644,678.60	0.00	0.00	0.00	0.00	644,678.60	644,678.60	0.00	2,479,557.81	0.00	0.00	
MOOE		3,124,236.41	0.00	3,124,236.41	3,124,236.41	0.00	0.00	0.00	3,124,236.41	0.00	0.00	0.00	644,678.60	644,678.60	0.00	0.00	0.00	0.00	644,678.60	644,678.60	0.00	2,479,557.81	0.00	0.00	
ELECTRIC POWER INDUSTRY DEVELOPMENT PROGRAM		10,877,848.04	0.00	10,877,848.04	10,877,848.04	0.00	0.00	0.00	10,877,848.04	64,444.80	6,205.00	57,948.80	1,529,689.56	1,658,288.16	0.00	6,205.00	122,393.60	1,529,689.56	1,658,288.16	0.00	9,219,359.88	0.00	0.00	0.00	
Management of the restructured electric power industry	310500100001000	10,877,848.04	0.00	10,877,848.04	10,877,848.04	0.00	0.00	0.00	10,877,848.04	64,444.80	6,205.00	57,948.80	1,529,689.56	1,658,288.16	0.00	6,205.00	122,393.60	1,529,689.56	1,658,288.16	0.00	9,219,359.88	0.00	0.00	0.00	
MOOE		10,877,848.04	0.00	10,877,848.04	10,877,848.04	0.00	0.00	0.00	10,877,848.04	64,444.80	6,205.00	57,948.80	1,529,689.56	1,658,288.16	0.00	6,205.00	122,393.60	1,529,689.56	1,658,288.16	0.00	9,219,359.88	0.00	0.00	0.00	
OO: Sustainable consumption of energy promoted and achieved		5,043,825.47	0.00	5,043,825.47	5,043,825.47	0.00	0.00	0.00	5,043,825.47	10,000.00	0.00	0.00	1,300,000.00	1,310,000.00	10,000.00	0.00	0.00	1,300,000.00	1,310,000.00	0.00	3,733,825.47	0.00	0.00	0.00	
ENERGY EFFICIENCY AND CONSERVATION PROGRAM		2,091,299.87	0.00	2,091,299.87	2,091,299.87	0.00	0.00	0.00	2,091,299.87	10,000.00	0.00	0.00	800,000.00	810,000.00	10,000.00	0.00	0.00	800,000.00	810,000.00	0.00	1,281,299.87	0.00	0.00	0.00	
Supervision, development and	320100100001000	927,773.34	0.00	927,773.34	927,773.34	0.00	0.00	0.00	927,773.34	0.00	0.00	0.00	425,000.00	425,000.00	0.00	0.00	0.00	425,000.00	425,000.00	0.00	502,773.34	0.00	0.00	0.00	


This report was generated using the Unified Reporting System on January 17, 2023 09:10 AM version: FART.1.1; Status: SUBMITTED

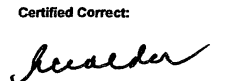
Department : Department of Energy (DOE)
 Agency/Entity : Office of the Secretary
 Operating Unit : < not applicable >
 Organization Code (UACS) : 09 001 0000000
 Fund Cluster : 01 Regular Agency Fund


	Current Year Appropriations
	Supplemental Appropriations
X	Continuing Appropriations


(e.g. UACS Fund Cluster: 01-Regular Agency Fund, 02-Foreign Assisted Projects Fund, 03-Special Account-Locally Funded/Domestic Grants Fund, and 04-Special Account-Foreign Assisted/Foreign Grants Fund)

Particulars	UACS CODE	Appropriations			Allotments			Current Year Obligations							Current Year Disbursements				Balances				
		Authorized Appropriations	Adjustments (Transfer To/From, Realignment)	Adjusted Appropriations	Allotments Received	Adjustments (Withdrawal, Realignment)	Transfer To	Transfer From	Adjusted Total Allotments	1st Quarter Ending March 31	2nd Quarter Ending June 30	3rd Quarter Ending September 30	4th Quarter Ending December 31	TOTAL	1st Quarter Ending March 31	2nd Quarter Ending June 30	3rd Quarter Ending September 30	4th Quarter Ending December 31	TOTAL	Unreleased Appropriations	Unobligated Allotments	Unpaid Obligations (18-20)=(23+24)	
1	2	3	4	5=(3+4)	6	7	8	9	10=(8+9)	11	12	13	14	15=(11+12+13+14)	16	17	18	19	20=(16+17+18+19)	21=(5-10)	22=(10-15)	23	24
Implementation of energy efficiency and conservation programs (EECP) and projects		927,773.34	0.00	927,773.34	927,773.34	0.00	0.00	0.00	927,773.34	0.00	0.00	0.00	425,000.00	425,000.00	0.00	0.00	0.00	425,000.00	425,000.00	0.00	502,773.34	0.00	0.00
MOOE		927,773.34	0.00	927,773.34	927,773.34	0.00	0.00	0.00	927,773.34	0.00	0.00	0.00	425,000.00	425,000.00	0.00	0.00	0.00	425,000.00	425,000.00	0.00	502,773.34	0.00	0.00
Promotion of EECF activities and projects	320100100002000	802,311.10	0.00	802,311.10	802,311.10	0.00	0.00	0.00	802,311.10	0.00	0.00	0.00	375,000.00	375,000.00	0.00	0.00	0.00	375,000.00	375,000.00	0.00	427,311.10	0.00	0.00
MOOE		802,311.10	0.00	802,311.10	802,311.10	0.00	0.00	0.00	802,311.10	0.00	0.00	0.00	375,000.00	375,000.00	0.00	0.00	0.00	375,000.00	375,000.00	0.00	427,311.10	0.00	0.00
Conduct of energy audit services	320100100003000	361,215.43	0.00	361,215.43	361,215.43	0.00	0.00	0.00	361,215.43	10,000.00	0.00	0.00	0.00	10,000.00	10,000.00	0.00	0.00	10,000.00	10,000.00	0.00	351,215.43	0.00	0.00
MOOE		361,215.43	0.00	361,215.43	361,215.43	0.00	0.00	0.00	361,215.43	10,000.00	0.00	0.00	0.00	10,000.00	10,000.00	0.00	0.00	10,000.00	10,000.00	0.00	351,215.43	0.00	0.00
ALTERNATIVE FUELS AND TECHNOLOGIES PROGRAM		2,952,525.60	0.00	2,952,525.60	2,952,525.60	0.00	0.00	0.00	2,952,525.60	0.00	0.00	0.00	500,000.00	500,000.00	0.00	0.00	0.00	500,000.00	500,000.00	0.00	2,452,525.60	0.00	0.00
Promotion of research, development, demonstration and utilization of alternative fuels and technologies	320200100001000	2,952,525.60	0.00	2,952,525.60	2,952,525.60	0.00	0.00	0.00	2,952,525.60	0.00	0.00	0.00	500,000.00	500,000.00	0.00	0.00	0.00	500,000.00	500,000.00	0.00	2,452,525.60	0.00	0.00
MOOE		2,952,525.60	0.00	2,952,525.60	2,952,525.60	0.00	0.00	0.00	2,952,525.60	0.00	0.00	0.00	500,000.00	500,000.00	0.00	0.00	0.00	500,000.00	500,000.00	0.00	2,452,525.60	0.00	0.00
Sub-Total, Operations		54,016,377.25	0.00	54,016,377.25	54,016,377.25	0.00	0.00	0.00	54,016,377.25	427,790.43	369,358.48	57,948.80	28,485,094.89	28,340,192.60	363,345.63	366,022.88	122,393.60	12,430,294.89	13,282,059.98	0.00	24,878,184.65	16,058,135.62	0.00
PS		0.00	0.00	0.00	0.00	0.00	0.00	0.00	0.00	0.00	0.00	0.00	0.00	0.00	0.00	0.00	0.00	0.00	0.00	0.00	0.00	0.00	0.00
MOOE		53,983,457.25	0.00	53,983,457.25	53,983,457.25	0.00	0.00	0.00	53,983,457.25	427,790.43	369,358.48	57,948.80	28,485,094.89	28,340,192.60	363,345.63	366,022.88	122,393.60	12,430,294.89	13,282,059.98	0.00	24,843,284.65	16,058,135.62	0.00
FinEx (if Applicable)		0.00	0.00	0.00	0.00	0.00	0.00	0.00	0.00	0.00	0.00	0.00	0.00	0.00	0.00	0.00	0.00	0.00	0.00	0.00	0.00	0.00	0.00
CO		32,920.00	0.00	32,920.00	32,920.00	0.00	0.00	0.00	32,920.00	0.00	0.00	0.00	0.00	0.00	0.00	0.00	0.00	0.00	0.00	0.00	32,920.00	0.00	0.00
GRAND TOTAL		181,888,008.71	0.00	181,888,008.71	181,888,008.71	0.00	0.00	0.00	181,888,008.71	4,948,149.63	502,037.16	938,778.80	103,999,891.85	110,356,657.26	1,467,800.83	482,520.56	2,118,968.60	24,571,850.65	28,641,240.64	0.00	71,531,151.45	81,715,616.62	0.00
PS		0.00	0.00	0.00	0.00	0.00	0.00	0.00	0.00	0.00	0.00	0.00	0.00	0.00	0.00	0.00	0.00	0.00	0.00	0.00	0.00	0.00	0.00
MOOE		130,902,620.06	0.00	130,902,620.06	130,902,620.06	0.00	0.00	0.00	130,902,620.06	4,848,149.63	502,037.16	57,948.80	73,097,811.85	78,803,947.28	1,467,800.83	482,520.56	2,118,968.60	23,691,020.85	27,790,410.64	0.00	52,298,672.80	50,843,536.62	0.00
FinEx (if Applicable)		0.00	0.00	0.00	0.00	0.00	0.00	0.00	0.00	0.00	0.00	0.00	0.00	0.00	0.00	0.00	0.00	0.00	0.00	0.00	0.00	0.00	0.00
CO		50,985,388.65	0.00	50,985,388.65	50,985,388.65	0.00	0.00	0.00	50,985,388.65	0.00	0.00	0.00	890,830.00	30,872,090.00	0.00	0.00	0.00	890,830.00	890,830.00	0.00	18,232,476.65	30,872,090.00	0.00

Certified Corrects:

 RYAN S. DOMASIG
 OIC-CHIEF, BUDGET DIVISION
 Date: 2023-01-17 08:50:30

Certified Correct:

 HELEN C. ROLDAN
 OIC-CHIEF, ACCOUNTING DIVISION
 Date: 2023-01-17 08:50:30

Recommending Approval:

 AGUSTUS CESAR A. NAVARRO
 DIRECTOR, FINANCIAL SERVICES
 Date: 2023-01-17 08:54:27

Approved By:

 SHARON S. GARIN
 UNDERSECRETARY
 Date: 2023-01-17 08:56:48