

STATEMENT OF APPROPRIATIONS, ALLOTMENTS, OBLIGATIONS, DISBURSEMENTS AND BALANCES
As at the Quarter Ending September 30, 2022


Department : Department of Energy (DOE)
 Agency/Entity : Office of the Secretary
 Operating Unit : < not applicable >
 Organization Code (UACS) : 09 001 0000000
 Fund Cluster : 03 Special Account - Locally Funded/Domestic Grants Fund

X Current Year Appropriations
 Supplemental Appropriations
 Continuing Appropriations


(e.g. UACS Fund Cluster: 01-Regular Agency Fund, 02-Foreign Assisted Projects Fund, 03-Special Account-Locally Funded/Domestic Grants Fund, and 04-Special Account-Foreign Assisted/Foreign Grants Fund)

Particulars	UACS CODE	Appropriations		Allotments						Current Year Obligations					Current Year Disbursements					Balances			
		Authorized Appropriations	Adjustments(Transfers To/From, Modifications/Augmentations)	Adjusted Appropriations	Allotments Received	Adjustments(Reductions, Modifications/Augmentations)	Transfer To	Transfer From	Adjusted Total Allotments	1st Quarter Ending March 31	2nd Quarter Ending June 30	3rd Quarter Ending Sept. 30	4th Quarter Ending Dec. 31	TOTAL	1st Quarter Ending March 31	2nd Quarter Ending June 30	3rd Quarter Ending Sept. 30	4th Quarter Ending Dec. 31	TOTAL	Unreleased Appro	Unobligated Allotments	Unpaid Obligations(18-20)-(23+24)	
		3	4	5=3+4	6	7	8	9	10=[6-(-7)-8+9]	11	12	13	14	15=[11+12+13+14]	16	17	18	19	20=[16+17+18+19]	21	22	23	24
I. Automatic Appropriations		812,725,000.00	0.00	812,725,000.00	811,978,000.00	0.00	0.00	0.00	811,978,000.00	5,783,201.37	86,968,908.57	120,131,140.28	0.00	192,883,250.22	0.00	58,441,465.56	20,012,119.82	0.00	78,453,585.38	747,000.00	619,084,749.78	15,808,779.87	98,619,885.17
Special Accounts in the General Fund		812,725,000.00	0.00	812,725,000.00	811,978,000.00	0.00	0.00	0.00	811,978,000.00	5,783,201.37	86,968,908.57	120,131,140.28	0.00	192,883,250.22	0.00	58,441,465.56	20,012,119.82	0.00	78,453,585.38	747,000.00	619,084,749.78	15,808,779.87	98,619,885.17
Collections from other production shares and miscellaneous income		812,725,000.00	0.00	812,725,000.00	811,978,000.00	0.00	0.00	0.00	811,978,000.00	5,783,201.37	86,968,908.57	120,131,140.28	0.00	192,883,250.22	0.00	58,441,465.56	20,012,119.82	0.00	78,453,585.38	747,000.00	619,084,749.78	15,808,779.87	98,619,885.17
MOOE		433,521,000.00	0.00	433,521,000.00	433,521,000.00	0.00	0.00	0.00	433,521,000.00	5,783,201.37	58,344,336.57	59,341,385.28	0.00	123,468,923.22	0.00	58,441,465.56	17,748,592.82	0.00	76,190,058.38	0.00	310,052,076.78	9,384,779.87	37,884,085.17
CO		379,204,000.00	0.00	379,204,000.00	378,457,000.00	0.00	0.00	0.00	378,457,000.00	0.00	8,824,572.00	60,789,755.00	0.00	69,414,327.00	0.00	0.00	2,283,527.00	0.00	2,283,527.00	747,000.00	309,042,873.00	6,415,000.00	80,735,800.00
Sub-total I. Automatic Appropriations		812,725,000.00	0.00	812,725,000.00	811,978,000.00	0.00	0.00	0.00	811,978,000.00	5,783,201.37	86,968,908.57	120,131,140.28	0.00	192,883,250.22	0.00	58,441,465.56	20,012,119.82	0.00	78,453,585.38	747,000.00	619,084,749.78	15,808,779.87	98,619,885.17
PS		0.00	0.00	0.00	0.00	0.00	0.00	0.00	0.00	0.00	0.00	0.00	0.00	0.00	0.00	0.00	0.00	0.00	0.00	0.00	0.00	0.00	0.00
MOOE		433,521,000.00	0.00	433,521,000.00	433,521,000.00	0.00	0.00	0.00	433,521,000.00	5,783,201.37	58,344,336.57	59,341,385.28	0.00	123,468,923.22	0.00	58,441,465.56	17,748,592.82	0.00	76,190,058.38	0.00	310,052,076.78	9,384,779.87	37,884,085.17
FinEx		0.00	0.00	0.00	0.00	0.00	0.00	0.00	0.00	0.00	0.00	0.00	0.00	0.00	0.00	0.00	0.00	0.00	0.00	0.00	0.00	0.00	0.00
CO		379,204,000.00	0.00	379,204,000.00	378,457,000.00	0.00	0.00	0.00	378,457,000.00	0.00	8,824,572.00	60,789,755.00	0.00	69,414,327.00	0.00	0.00	2,283,527.00	0.00	2,283,527.00	747,000.00	309,042,873.00	6,415,000.00	80,735,800.00
IV. Reversion of the Unobligated Allotments charged against R.A. Nos. 11485 and 11484		0.00	0.00	0.00	0.00	0.00	0.00	0.00	0.00	0.00	0.00	0.00	0.00	0.00	0.00	0.00	0.00	0.00	0.00	0.00	0.00	0.00	0.00
GRAND TOTAL		812,725,000.00	0.00	812,725,000.00	811,978,000.00	0.00	0.00	0.00	811,978,000.00	5,783,201.37	86,968,908.57	120,131,140.28	0.00	192,883,250.22	0.00	58,441,465.56	20,012,119.82	0.00	78,453,585.38	747,000.00	619,084,749.78	15,808,779.87	98,619,885.17
MOOE		433,521,000.00	0.00	433,521,000.00	433,521,000.00	0.00	0.00	0.00	433,521,000.00	5,783,201.37	58,344,336.57	59,341,385.28	0.00	123,468,923.22	0.00	58,441,465.56	17,748,592.82	0.00	76,190,058.38	0.00	310,052,076.78	9,384,779.87	37,884,085.17
CO		379,204,000.00	0.00	379,204,000.00	378,457,000.00	0.00	0.00	0.00	378,457,000.00	0.00	8,824,572.00	60,789,755.00	0.00	69,414,327.00	0.00	0.00	2,283,527.00	0.00	2,283,527.00	747,000.00	309,042,873.00	6,415,000.00	80,735,800.00

Certified Correct:


 ELISA B. MORALES
 CHIEF, BUDGET DIVISION
 Date: 2022-10-14 14:27:43


Certified Correct:


 HELEN C. ROLDAN
 OIC CHIEF, ACCOUNTING DIVISION
 Date: 2022-10-14 14:27:43

Recommending Approval:


 AGUSTUS CESAR A. NAVARRO
 OIC DIRECTOR, FINANCIAL SERVICES
 Date: 2022-10-14 14:30:20

Approved By:


 FELIX WILLIAM B. FUENTESBELLA
 UNDERSECRETARY
 Date: 2022-10-14 14:34:20