

STATEMENT OF APPROPRIATIONS, ALLOTMENTS, OBLIGATIONS, DISBURSEMENTS AND BALANCES  
As of Quarter Ending March 31, 2015  
(In Thousand Pesos)

FAR NO 1

Department: ENERGY  
Agency: OFFICE OF THE SECRETARY  
Region/Province/City: NCR  
Fund: 151

X	Current Year Appropriations
	Supplemental Appropriations
	Continuing Appropriations


Particulars	UACS CODE	Appropriations			Allotments			Current Year Obligations					Current Year Disbursements					Balances				
		Authorized Approp-riations	Adjust-ment	Adjusted Approp-riations	Allotments Received	Transfer To	Transfer From	Adjusted Total Allotment	1st Qtrr ending Mar 31	2nd Qtrr ending June 30	3rd Qtrr ending Sept 30	4th Qtrr ending Dec. 31	Total	1st Qtrr ending Mar 31	2nd Qtrr ending June 30	3rd Qtrr ending Sept 30	4th Qtrr ending Dec. 31	Total	Unreleased Approp-riations	Unobligated Allotment	Unpaid Obligations	
																					Due and Demandable	Not Yet Due & Demandable
<b>I. CURRENT YEAR BUDGET/APPROPRIATIONS</b>																						
<b>A. AUTOMATIC APPROPRIATIONS</b>																						
<b>LOCALLY FUNDED PROJECTS</b>																						
Personnel Services	50100000 00	442		442	442			442														
Main. & Other Operating Expenses	50200000 00	855,867		855,867	855,867			855,867	3,709													
Capital Outlay	50600000 00	118,000		118,000	118,000			118,000														
<b>TOTAL CURRENT YEAR'S BUDGET/ APPROPRIATIONS</b>		<b>974,309</b>	<b>-</b>	<b>974,309</b>	<b>974,309</b>	<b>-</b>	<b>-</b>	<b>974,309</b>	<b>3,709</b>	<b>-</b>	<b>-</b>	<b>-</b>	<b>-</b>	<b>3,709</b>	<b>13</b>	<b>-</b>	<b>-</b>	<b>-</b>	<b>13</b>	<b>-</b>	<b>970,600</b>	<b>3,696</b>
<b>GRAND TOTAL</b>		<b>974,309</b>	<b>-</b>	<b>974,309</b>	<b>974,309</b>	<b>-</b>	<b>-</b>	<b>974,309</b>	<b>3,709</b>	<b>-</b>	<b>-</b>	<b>-</b>	<b>-</b>	<b>3,709</b>	<b>13</b>	<b>-</b>	<b>-</b>	<b>-</b>	<b>13</b>	<b>-</b>	<b>970,600</b>	<b>3,696</b>


Certified Correct:

Certified Correct:

Recommending Approval:

Approved By:

  
E. B. MORALES  
OIC, Budget Division

  
A. M. CUDIA  
Chief, Accounting Division

  
A. A. S. SOLUTA  
OIC Director, FS

  
R. AGUILOS, CESO I  
Undersecretary





**SUMMARY OF APPROPRIATIONS, ALLOTMENTS, OBLIGATIONS, DISBURSEMENTS AND BALANCES BY OBJECT OF EXPENDITURES**  
 As of the Quarter Ending March 31, 2015  
 (In Thousand Pesos)

FAR NO. 1-A

Department: ENERGY  
 Agency: OFFICE OF THE SECRETARY  
 Region/Province/City: NCR  
 Fund: 151

X	Current Year Appropriations
	Supplemental Appropriations
	Continuing Appropriations

Particulars	UACS Code	Appropriations			Allotments			Current Year Obligations					Current Year Disbursements				Balances									
		Authorized Appropriations	Transfer To/From	Adjusted Appropriations	Allotments Received	Adjustments (Withdrawal/Realignment)	Transfer To	Transfer From	Adjusted Total Allotments	1st Qtrr ending Mar 31	2nd Qtrr ending June 30	3rd Qtrr ending Sept 30	4th Qtrr ending Dec. 31	Total	1st Qtrr ending Mar 31	2nd Qtrr ending June 30	3rd Qtrr ending Sept 30	4th Qtrr ending Dec. 31	Total	Unreleased Appropriations	Unobligated Allotment	Unpaid Obligations				
																						Due and Demandable	Not Yet Due and Demandable			
<b>Capital Outlay</b>		<b>1,025</b>		<b>1,025</b>	<b>1,025</b>	-	-	<b>1,025</b>	-	-	-	-	-	-	-	-	-	-	-	-	-	-	-	-	-	
Office Equipment	50604050 02	25		25	25			25																		
Info. & Comm. Technical Eqpt.	50604050 03	1,000		1,000	1,000			1,000																		
<b>Total, NEECP</b>		<b>24,680</b>		<b>24,680</b>	<b>24,680</b>			<b>24,680</b>	424	-	-	-	-	424	-	-	-	-	-	-	-	-	-	1,000	-	
<b>Alternative Fuels for Transportation and Other Purposes- 404040003</b>																										
<b>Maintenance and Other Operating Expenses</b>		<b>16,060</b>		<b>16,060</b>	<b>16,060</b>			<b>16,060</b>	9	-	-	-	-	9	-	-	-	-	-	-	-	-	-	16,051	9	
Travelling Expenses																										
Travel Expenses - Local	50201010 00	995		995	995			995						-											995	
Travel Expenses - Foreign	50201020 00	920		920	920			920						-											920	
Supplies and Materials Expenses																										
Office Supplies Expenses	50203010 00	240		240	240			240						-											-	
Fuel, Oil and Lubricant Expenses	50203090 00	260		260	260			260						-											240	
Other Supplies Expenses	50203990 00	1,765		1,765	1,765			1,765						-											260	
Communication Expenses																										
Telephone Expenses - Mobile	50205020 01	95		95	95			95						-											-	
Postage and Deliveries	50205010 00	280		280	280			280						-											95	
Internet Expenses	50205030 00	95		95	95			95						-											280	
Advertising Expenses	50299010 00	3,600		3,600	3,600			3,600						-											95	
Printing and Binding Expenses	50299020 00	75		75	75			75						-											3,600	
Rent Expenses																										
Motor Vehicles	50299050 03													-												75
Representation Expenses	50299030 00	6,900		6,900	6,900			6,900	9					-											-	
Transportation and Delivery Services	50299040 00	100		100	100			100						9											6,891	
Subscription Services	50299070 00	35		35	35			35						-											100	
Professional Services																										
Other General Services	20212990 00	80		80	80			80						-											35	
Other Professional Services	50211990 00	620		620	620			620						-											80	
<b>Capital Outlay</b>		<b>540</b>		<b>540</b>	<b>540</b>			<b>540</b>	-	-	-	-	-	-	-	-	-	-	-	-	-	-	-	-	620	
Office Equipment	50604050 02	250		250	250			250						-												540
Info. & Comm. Technical Eqpt.	50604050 03	290		290	290			290						-												250
<b>Total, Alternative Fuels</b>		<b>16,600</b>		<b>16,600</b>	<b>16,600</b>			<b>16,600</b>	9	-	-	-	-	9	-	-	-	-	-	-	-	-	-	-	290	
<b>Total</b>									9	-	-	-	-	9	-	-	-	-	-	-	-	-	-	-	16,591	9



**SUMMARY OF APPROPRIATIONS, ALLOTMENTS, OBLIGATIONS, DISBURSEMENTS AND BALANCES BY OBJECT OF EXPENDITURES**  
**As of the Quarter Ending March 31, 2015**  
(In Thousand Pesos)

FAR NO. 1-A

Department: ENERGY  
Agency: OFFICE OF THE SECRETARY  
Region/Province/City: NCR  
Fund: 151

X	Current Year Appropriations
	Supplemental Appropriations
	Continuing Appropriations

Particulars	UACS Code	Appropriations			Allotments			Current Year Obligations					Current Year Disbursements					Balances			
		Authorized	Adjustments	Adjusted	Allotments	Adjustments	Adjusted	1st	2nd	3rd	4th	Total	1st	2nd	3rd	4th	Total	Unreleased	Unobligated	Unpaid Obligations	
		Appropriations	(Transfer To/From)	Appropriations	Received	(Withdrawal/Reallignment)	Total	Qtrr ending Mar 31	Qtrr ending June 30	Qtrr ending Sept 30	Qtrr ending Dec. 31		Qtrr ending Mar 31	Qtrr ending June 30	Qtrr ending Sept 30	Qtrr ending Dec. 31		Alotment	Due and Demandable	Not Yet Due and Demandable	
			Reallignment				Alotments														
<b>Capital Outlay</b>		<b>1,370</b>		<b>1,370</b>	<b>1,370</b>	-	<b>1,370</b>	-	-	-	-	-	-	-	-	-	-	-	1,370		
Office Equipment	50604050 02	90		90	90		90	-	-	-	-	-	-	-	-	-	-	-	90		
IT Equipment and Software	50604050 03	1,085		1,085	1,085		1,085	-	-	-	-	-	-	-	-	-	-	-	1,085		
Technical and Scientific Eqpt.	50604050 14	195		195	195		195	-	-	-	-	-	-	-	-	-	-	-	195		
<b>Total, WRAP</b>		<b>7,175</b>		<b>7,175</b>	<b>7,175</b>		<b>7,175</b>	-	-	-	-	-	-	-	-	-	-	-	7,175		
<b>Health, Safety, Security and Environment (HSSE) Program for Natural Gas Facilities in the Phils.- 404040004</b>																					
<b>Personnel Services</b>		<b>12</b>		<b>12</b>	<b>12</b>		<b>12</b>	-	-	-	-	-	-	-	-	-	-	-	12		
Honoraria	50102100 01	12		12	12		12	-	-	-	-	-	-	-	-	-	-	-	12		
<b>Maintenance and Other Operating Expenses</b>		<b>1,117</b>		<b>1,117</b>	<b>1,117</b>		<b>1,117</b>	-	-	-	-	-	-	-	-	-	-	-	1,117		
Travelling Expenses																					
Travel Expenses - Local	50201010 00	162		162	162		162	-	-	-	-	-	-	-	-	-	-	-	162		
Supplies and Materials Expenses																					
Office Supplies Expenses	50203010 00	5		5	5		5	-	-	-	-	-	-	-	-	-	-	-	5		
Other Supplies Expenses	50203990 00	5		5	5		5	-	-	-	-	-	-	-	-	-	-	-	5		
Communication Expenses																					
Telephone Expenses - Mobile	50205020 01	10		10	10		10	-	-	-	-	-	-	-	-	-	-	-	10		
Postage and Deliveries	50205010 00	15		15	15		15	-	-	-	-	-	-	-	-	-	-	-	15		
Advertising Expenses	50299010 00	245		245	245		245	-	-	-	-	-	-	-	-	-	-	-	245		
Printing and Binding Expenses	50299020 00	200		200	200		200	-	-	-	-	-	-	-	-	-	-	-	200		
Rent Expenses																					
Motor Vehicles	50299050 03	5		5	5		5	-	-	-	-	-	-	-	-	-	-	-	5		
Representation Expenses	50299030 00	460		460	460		460	-	-	-	-	-	-	-	-	-	-	-	460		
Subscription Services	50299070 00	10		10	10		10	-	-	-	-	-	-	-	-	-	-	-	10		
<b>Capital Outlay</b>		<b>440</b>		<b>440</b>	<b>440</b>		<b>440</b>	-	-	-	-	-	-	-	-	-	-	-	440		
Office Equipment	50604050 02	50		50	50		50	-	-	-	-	-	-	-	-	-	-	-	50		
IT Equipment and Software	50604050 03	390		390	390		390	-	-	-	-	-	-	-	-	-	-	-	390		
<b>Total, HSSE</b>		<b>1,569</b>		<b>1,569</b>	<b>1,569</b>		<b>1,569</b>	-	-	-	-	-	-	-	-	-	-	-	1,569		
<b>Ocean Energy Potential Resource Assessment Project- 404020004</b>																					
<b>Maintenance and Other Operating Expenses</b>		<b>3,575</b>		<b>3,575</b>	<b>3,575</b>		<b>3,575</b>	1	-	-	-	-	1	-	-	-	-	-	3,574	1	-
Travelling Expenses																					
Travel Expenses - Local	50201010 00	2,305		2,305	2,305		2,305	1	-	-	-	-	1	-	-	-	-	-	2,304	1	-

2

**SUMMARY OF APPROPRIATIONS, ALLOTMENTS, OBLIGATIONS, DISBURSEMENTS AND BALANCES BY OBJECT OF EXPENDITURES**  
 As of the Quarter Ending March 31, 2015  
 (In Thousand Pesos)

FAR NO. 1-A

Department: ENERGY  
 Agency: OFFICE OF THE SECRETARY  
 Region/Province/City: NCR  
 Fund: 151

X	Current Year Appropriations
	Supplemental Appropriations
	Continuing Appropriations

Particulars	UACS Code	Appropriations			Allotments			Current Year Obligations					Current Year Disbursements				Balances									
		Authorized Appropriations	Transfer To/From	Adjusted Appropriations	Allotments Received	Adjustments (Withdrawal/Realignment)	Transfer To	Transfer From	Adjusted Total Allocations	1st	2nd	3rd	4th	Total	1st	2nd	3rd	4th	Total	Unrealized Appropriations	Unobligated Allotment	Unpaid Obligations				
										Qtrr ending Mar 31	Qtrr ending June 30	Qtrr ending Sept 30	Qtrr ending Dec. 31		Qtrr ending Mar 31	Qtrr ending June 30	Qtrr ending Sept 30	Qtrr ending Dec. 31				Due and Demandable	Not Yet Due and Demandable			
		Realignment																								
Supplies and Materials Expenses																										
Office Supplies Expenses	50203010 00	70		70	70			70																		
Other Supplies Expenses	50203990 00	800		800	800			800																		
Representation Expenses	50299030 00	400		400	400			400																		
<b>Capital Outlay</b>		<b>9,750</b>		<b>9,750</b>	<b>9,750</b>			<b>9,750</b>																		
Office Equipment	50604050 02	10		10	10			10																		
IT Equipment and Software	50604050 03	405		405	405			405																		
Technical and Scientific Eqpt.	50604050 14	9,335		9,335	9,335			9,335																		
<b>Total, Ocean</b>		<b>13,325</b>		<b>13,325</b>	<b>13,325</b>			<b>13,325</b>	<b>1</b>					<b>1</b>											<b>1</b>	
<b>Market Transformation through the Introduction of Energy Efficient Electric Vehicles Project (E-Trike)- 404040005</b>																										
<b>Maintenance and Other Operating Expenses</b>		<b>504,980</b>		<b>504,980</b>	<b>504,980</b>			<b>504,980</b>	<b>5</b>					<b>5</b>											<b>504,975</b>	<b>5</b>
Travelling Expenses																										
Travel Expenses - Local	50201010 00	2,910		2,910	2,910			2,910																		
Travel Expenses - Foreign	50201020 00	6,390		6,390	6,390			6,390																		
Training Expenses	50202010 00	2,700		2,700	2,700			2,700																		
Supplies and Materials Expenses																										
Office Supplies Expenses	50203010 00	350		350	350			350																		
Fuel, Oil and Lubricant Expenses	50203090 00	265		265	265			265																		
Other Supplies Expenses	50203990 00	980		980	980			980																		
Communication Expenses																										
Telephone Expenses - Landline	50205020 02	185		185	185			185																		
Postage and Deliveries	50205010 00	410		410	410			410																		
Representation Expenses	50299030 00	500		500	500			500																		
Transportation and Delivery Services	50299040 00	100		100	100			100																		
General Services	50212000 00	190		190	190			190																		
Taxes, Duties and Licenses	50215010 01	490,000		490,000	490,000			490,000																		
<b>Capital Outlay</b>		<b>600</b>		<b>600</b>	<b>600</b>			<b>600</b>																		
Office Equipment	50604050 02	70		70	70			70																		
Info & Comm. Tech. Eqpt.	50604050 03	530		530	530			530																		
<b>Total, E-Trike</b>		<b>505,580</b>		<b>505,580</b>	<b>505,580</b>			<b>505,580</b>	<b>5</b>					<b>5</b>											<b>505,575</b>	<b>5</b>


**SUMMARY OF APPROPRIATIONS, ALLOTMENTS, OBLIGATIONS, DISBURSEMENTS AND BALANCES BY OBJECT OF EXPENDITURES**  
As of the Quarter Ending March 31, 2015  
(In Thousand Pesos)


FAR NO. 1-A

Department: ENERGY  
Agency: OFFICE OF THE SECRETARY  
Region/Province/City: NCR  
Fund: 151


X	Current Year Appropriations
	Supplemental Appropriations
	Continuing Appropriations

Particulars	UACS Code	Appropriations			Allotments			Current Year Obligations					Current Year Disbursements				Balances									
		Authorized Appropriations	Adjustments		Allotments Received	Adjustments (Withdrawal/Realignment)	Transfer		Adjusted Total Allotments	1st Qtrr ending Mar 31	2nd Qtrr ending June 30	3rd Qtrr ending Sept 30	4th Qtrr ending Dec. 31	Total	1st Qtrr ending Mar 31	2nd Qtrr ending June 30	3rd Qtrr ending Sept 30	4th Qtrr ending Dec. 31	Total	Unreleased Appropriations	Unobligated Allotment	Unpaid Obligations				
			Transfer To/From	Adjusted Appropriations			To	From														Due and Demandable	Not Yet Due and Demandable			
<b>Nationwide Intensification of Household Electrification Project - 404010004</b>																										
<b>Maintenance and Other Operating Expenses</b>		115,870		115,870	115,870			115,870	-	-	-	-	-	-	-	-	-	-	-	-	-	-	-	115,870		
Other Supplies Expenses	50203990 00	1,100		1,100	1,100			1,100	-	-	-	-	-	-	-	-	-	-	-	-	-	-	-	-	1,100	
Representation Expenses	50299030 00	420		420	420			420	-	-	-	-	-	-	-	-	-	-	-	-	-	-	-	-	420	
Consultancy Services	50211030 00	20,600		20,600	20,600			20,600	-	-	-	-	-	-	-	-	-	-	-	-	-	-	-	-	20,600	
Professional Services																										
Other General Services	50212990 00	93,750		93,750	93,750			93,750	-	-	-	-	-	-	-	-	-	-	-	-	-	-	-	-	-	
<b>Total, Nationwide Intensification</b>		<b>115,870</b>		<b>115,870</b>	<b>115,870</b>			<b>115,870</b>	-	-	-	-	-	-	-	-	-	-	-	-	-	-	-	-	93,750	
<b>Comprehensive Resource Assessment of Philippine Low Enthalpy Geothermal Areas - 404020008</b>																										
<b>Maintenance and Other Operating Expenses</b>		31,605		31,605	31,605			31,605	17	-	-	-	-	17	13	-	-	-	-	13	-	-	-	31,588	4	
Traveling Expenses																										
Travel Expenses - Local	50201010 00	730		730	730			730	17	-	-	-	-	17	13	-	-	-	-	13	-	-	-	713	4	
Supplies and Materials Expenses																										
Other Supplies Expenses	50203990 00	875		875	875			875	-	-	-	-	-	-	-	-	-	-	-	-	-	-	-	-	875	
Professional Services																										
Other General Services	50212990 000	30,000		30,000	30,000			30,000	-	-	-	-	-	-	-	-	-	-	-	-	-	-	-	-	30,000	
<b>Total, Enthalpy</b>		<b>31,605</b>		<b>31,605</b>	<b>31,605</b>			<b>31,605</b>	<b>17</b>	<b>-</b>	<b>-</b>	<b>-</b>	<b>-</b>	<b>17</b>	<b>13</b>	<b>-</b>	<b>-</b>	<b>-</b>	<b>-</b>	<b>13</b>	<b>-</b>	<b>-</b>	<b>-</b>	<b>31,588</b>	<b>4</b>	
<b>Rebuilding of DOE's Testing Capability on Energy Efficiency Testing and Expansion of the Coverage of Energy Efficiency Standards and Labeling (EES&amp;L) Program for Airconditioners - 404030002</b>																										
<b>Capital Outlay</b>		81,000		81,000	81,000			81,000	-	-	-	-	-	-	-	-	-	-	-	-	-	-	-	-		
Technical and Scientific Eqpt.	50604050 14	81,000		81,000	81,000			81,000	-	-	-	-	-	-	-	-	-	-	-	-	-	-	-	-	81,000	
<b>Total, Lab Equipment</b>		<b>81,000</b>		<b>81,000</b>	<b>81,000</b>			<b>81,000</b>																		81,000
Sub-total, PS		442		442	442			442	-	-	-	-	-	-	-	-	-	-	-	-	-	-	-	-	442	
Sub-total, MOOE		855,867		855,867	855,867			855,867	3,709	-	-	-	-	3,709	13	-	-	-	-	13	-	-	-	852,158	3,696	
Sub-total, CO		118,000		118,000	118,000			118,000	-	-	-	-	-	-	-	-	-	-	-	-	-	-	-	-	-	
<b>TOTAL CURRENT YEAR'S BUDGET/CURRENT APPROPRIATIONS</b>		<b>974,309</b>		<b>974,309</b>	<b>974,309</b>			<b>974,309</b>	<b>3,709</b>	<b>-</b>	<b>-</b>	<b>-</b>	<b>-</b>	<b>3,709</b>	<b>13</b>	<b>-</b>	<b>-</b>	<b>-</b>	<b>-</b>	<b>13</b>	<b>-</b>	<b>-</b>	<b>-</b>	<b>970,600</b>	<b>3,696</b>	

Certified Correct:  
  
E. B. MORALES  
OIC, Budget Division

Certified Correct:  
  
A. M. CUDIA  
Chief, Accounting Division

Recommending Approval:  
  
A. A. S. SOLUTA  
OIC Director, FS

Approved By:  
  
R. B. ABALOS, CESO I  
Undersecretary




**List of Allotments and Sub-Allotments  
As of the Quarter Ending March 31, 2015  
(In Thousand Pesos)**

Department: ENERGY  
 Agency: OFFICE OF THE SECRETARY  
 Region/Province/City: NCR  
 Fund: 151

X	Current Year Appropriations
	Supplemental Appropriations
	Continuing Appropriations

No.	Allotment/Sub-Allotments Number	Date	Funding Source		Allotments				Sub-Allotment to Regions Operating Units				Total Allotments			
			Description	UACS Code	PS	MOOE	CO	Total	PS	MOOE	CO	Total	PS	MOOE	CO	Total
A. Allotment received from DBM																
1	BMB-A-15-0003315	19-Mar-2015	Fund 151-Current Appropriations	09 001 0000000	442	855,867	118,000	974,309				-	442	855,867	118,000	974,309
2																
3																
4																
5																
6																
7																
	Total Allotments				442	855,867	118,000	974,309	-	-	-	-	442	855,867	118,000	974,309

Certified Correct:

  
**E. B. MORALES**  
 OIC, Budget Division