

Particulars	UACS CODE	Appropriation			Allotments					Current Year Obligations				Current Year Disbursements				Balances						
		Authorized Appropriation	Adjustments (Transfer (To)/From, Reassignment)	Adjusted Appropriations	Allotments Received	Adjustments (Withdrawal, Reassignment)	Transfer To	Transfer From	Adjusted Total Allotments	1st Quarter Ending March 31	2nd Quarter Ending June 30	3rd Quarter Ending Sept. 30	4th Quarter Ending Dec. 31	Total	1st Quarter Ending March 31	2nd Quarter Ending June 30	3rd Quarter Ending Sept. 30	4th Quarter Ending Dec. 31	Total	Unreleased Appropriations	Unobligated Allotment	Unpaid Obligations		
																						Due and Demandable	Not Yet Due and Demandable	
Formulation of policies and standards	000003010300000	19,928,000.00		19,928,000.00	19,928,000.00				3,510,413.07	4,222,045.97			7,732,459.04	3,390,218.92	3,472,374.54			6,832,693.46	12,195,540.88			889,865.58		
For the oil industry including natural gas	163003010300001	16,185,000.00		16,185,000.00	16,185,000.00				2,840,457.89	3,495,844.78			6,336,302.67	2,730,724.54	2,769,852.35			5,500,576.89	9,848,697.53			835,725.68		
PS		10,567,000.00		10,567,000.00	10,567,000.00																			
MOOE		5,598,000.00		5,598,000.00	5,598,000.00				2,549,050.89	2,446,032.02			4,995,082.61	2,534,272.71	2,446,032.02			4,980,304.73	5,591,917.39			14,777.88		
For labeling and lighting	163003010300002	3,743,000.00		3,743,000.00	3,743,000.00				291,407.10	1,049,812.76			1,341,219.86	196,451.83	323,820.33			520,272.16	4,256,780.14			820,947.70		
PS		2,533,000.00		2,533,000.00	2,533,000.00																			
MOOE		1,210,000.00		1,210,000.00	1,210,000.00				615,752.34	633,192.01			1,248,944.35	613,751.34	587,753.01			1,201,504.35	47,440.00			47,440.00		
MFO 2 PROMOTION OF ENERGY SECTOR INNOVATION	000003020000000	114,639,000.00		114,639,000.00	110,414,000.00				110,414,000.00	12,422,230.66	14,166,085.53			26,586,316.21	11,367,900.46	13,554,868.07			74,522,786.53	4,225,000.00	83,825,683.79		1,865,527.88	
Promotion of energy development and conservation	000003020100000	106,708,000.00		106,708,000.00	102,483,000.00				102,483,000.00	12,191,333.20	13,251,012.96			25,442,346.18	11,152,002.68	13,095,862.47			24,247,865.35	4,225,000.00	77,040,653.82		1,194,480.83	
Promotion of exploration, development and production of indigenous energy resources (petroleum and coal energy resources)	163003020100001	11,414,000.00		11,414,000.00	11,414,000.00				11,414,000.00	2,238,198.46	2,307,003.68			4,545,202.14	2,189,831.46	2,329,724.68			4,516,756.14		6,868,797.86		26,446.00	
PS		8,613,000.00		8,613,000.00	8,613,000.00				8,613,000.00	1,887,580.54	1,772,001.00			3,659,581.54	1,878,913.54	1,772,001.00			3,651,914.54		4,953,418.46		7,667.00	
MOOE		2,801,000.00		2,801,000.00	2,801,000.00				2,801,000.00	350,617.92	535,002.68			885,620.60	309,117.92	557,723.68			866,841.60		1,915,379.40		18,779.00	
Promotion of alternative fuels and technologies development and utilization, energy efficiency and conservation	163003020100002	33,220,000.00		33,220,000.00	33,220,000.00				33,220,000.00	3,165,884.44	2,994,316.54			6,160,002.88	2,701,887.93	3,275,097.88			5,976,885.81		27,059,897.02		183,017.17	
PS		10,257,000.00		10,257,000.00	10,257,000.00				10,257,000.00	2,288,154.72	2,156,777.80			4,444,932.32	2,279,487.72	2,156,777.80			4,436,265.32		5,812,067.68		8,667.00	
MOOE		22,963,000.00		22,963,000.00	22,963,000.00				22,963,000.00	877,529.72	837,540.84			1,715,070.56	422,400.21	1,118,320.28			1,540,720.49		21,247,829.34		174,350.17	
Promotion of oil industry including natural gas	163003020100003	10,557,000.00		10,557,000.00	10,557,000.00				10,557,000.00	1,385,520.70	1,870,578.16			3,256,098.85	1,231,773.70	1,362,382.15			2,594,155.85		7,300,901.15		661,943.00	
PS		5,078,000.00		5,078,000.00	5,078,000.00				5,078,000.00	1,189,750.86	1,170,750.99			2,309,501.65	1,187,583.86	1,118,750.99			2,788,498.35		5,167.00			
MOOE		5,479,000.00		5,479,000.00	5,479,000.00				5,479,000.00	195,770.04	750,827.16			946,597.20	44,190.04	245,631.16			285,821.20		4,532,402.80		656,776.00	
Promotion of electric power industry	163003020100004	15,615,000.00		15,615,000.00	15,615,000.00				15,615,000.00	2,348,948.54	3,371,849.17			5,720,595.71	2,107,622.54	3,476,438.70			5,584,081.24		9,894,404.29		136,534.47	
PS		5,710,000.00		5,710,000.00	5,710,000.00				5,710,000.00	1,364,251.34	1,289,963.72			2,654,215.06	1,356,167.34	1,280,252.01			2,638,418.35		3,055,784.94		15,795.71	
MOOE		9,905,000.00		9,905,000.00	9,905,000.00				9,905,000.00	884,695.20	2,081,885.45			3,066,380.65	749,455.20	2,186,186.69			2,945,662.89		6,838,619.35		120,738.76	
Promotion of renewable energy resources	163003020100005	35,802,000.00		35,802,000.00	31,677,000.00				31,677,000.00	3,052,983.08	2,707,483.44			5,760,446.50	2,821,687.25	2,652,219.05			5,573,906.31	4,225,000.00	25,916,553.50		186,540.19	
PS		13,041,000.00		13,041,000.00	8,816,000.00				8,816,000.00	2,003,600.86	1,870,500.99			3,874,001.65	1,994,083.66	1,870,500.99			3,864,684.65	4,225,000.00	4,941,998.35		9,417.00	
MOOE		22,861,000.00		22,861,000.00	22,861,000.00				22,861,000.00	1,049,482.40	836,982.45			1,886,444.85	927,603.59	781,718.07			1,709,321.66		20,974,555.15		177,123.19	
Implementation of the National Biobasis Program	163003020200000	2,792,000.00		2,792,000.00	2,792,000.00				2,792,000.00	115,951.82	344,857.46			460,809.28	110,951.92	308,808.64			417,760.56		2,331,190.72		43,048.72	
PS		2,792,000.00		2,792,000.00	2,792,000.00				2,792,000.00	115,951.82	344,857.46			460,809.28	110,951.92	308,808.64			417,760.56		2,331,190.72		43,048.72	
MOOE		2,792,000.00		2,792,000.00	2,792,000.00				2,792,000.00	115,951.82	344,857.46			460,809.28	110,951.92	308,808.64			417,760.56		2,331,190.72		43,048.72	
Implementation of the National Renewable Energy Program	163003020300000	5,139,000.00		5,139,000.00	5,139,000.00				5,139,000.00	114,945.86	570,215.09			685,160.75	104,945.86	152,216.96			257,162.82		4,753,837.25		427,998.13	
PS		5,139,000.00		5,139,000.00	5,139,000.00				5,139,000.00	114,945.86	570,215.09			685,160.75	104,945.86	152,216.96			257,162.82		4,753,837.25		427,998.13	
MOOE		5,139,000.00		5,139,000.00	5,139,000.00				5,139,000.00	114,945.86	570,215.09			685,160.75	104,945.86	152,216.96			257,162.82		4,753,837.25		427,998.13	
MFO 3 ENERGY SECTOR REGULATORY SERVICES	000003030000000	145,616,000.00		145,616,000.00	141,390,000.00				141,390,000.00	28,979,217.08	33,199,212.70			62,178,429.78	23,845,729.58	26,932,553.83			50,778,283.41	4,226,000.00	79,211,570.22		11,400,146.37	
Regulation of the energy resources	000003030100000	49,488,000.00		49,488,000.00	45,242,000.00				45,242,000.00	5,501,880.15	5,225,715.65			10,727,595.74	5,015,724.95	5,246,064.63			10,261,789.98	4,226,000.00	34,514,424.26		465,786.46	
Regulation relating to exploration, development and production of indigenous energy resources through research and scientific, physical and calibration testing	163003030100001	8,833,000.00		8,833,000.00	8,833,000.00				8,833,000.00	1,815,549.45	1,842,827.42			3,658,376.87	1,681,072.45	1,831,455.42			3,612,527.87		5,174,623.13		45,849.00	
PS		6,032,000.00		6,032,000.00	6,032,000.00				6,032,000.00	1,408,001.00	1,304,001.00			2,713,002.00	1,401,684.00	1,304,001.00			2,705,585.00		3,318,998.00		7,417.00	
MOOE		2,801,000.00		2,801,000.00	2,801,000.00				2,801,000.00	406,548.45	538,826.42			945,374.87	279,488.45	627,454.42			906,942.87		1,855,625.13		38,432.00	
Regulations relating to alternative fuels and technologies development and utilization, energy efficiency and conservation	163003030100002	7,440,000.00		7,440,000.00	7,440,000.00				7,440,000.00	1,380,754.90	1,347,889.37			2,738,644.27	1,260,170.80	1,237,720.57			2,497,891.47		4,701,355.73		240,752.80	
PS		5,406,000.00		5,406,000.00	5,406,000.00				5,406,000.00	1,250,252.00	1,152,252.00			2,402,504.00	1,243,668.00	1,152,252.00			2,395,920.00		3,003,496.00		6,584.00	
MOOE		2,034,000.00		2,034,000.00	2,034,000.00				2,034,000.00	140,502.90	195,637.37			339,140.27	16,502.90	85,468.57			101,671.47		1,697,859.73		234,168.80	
Regulations relating to exploration, development and production of renewable energy resources	163003030100003	33,195,000.00		33,195,000.00	28,969,000.00				28,969,000.00	2,285,555.84	2,034,998.76			4,330,554.60	2,074,481.80	2,076,888.84			4,151,370.24	4,226,000.00	24,638,445.40		178,184.36	
PS		10,336,000.00		10,336,000.00	6,110,000.00				6,110,000.00	1,434,746.85	1,314,252.99			2,748,999.84	1,427,745.85	1,314,252.99			2,741,998.84	4,226,000.00	3,361,000.16		7,001.00	
MOOE		22,859,000.00		22,859,000.00	22,859,000.00				22,859,000.00	860,808.99	720,745.77			1,581,554.76	646,735.76	762,635.85			1,409,371.40		21,277,445.24		172,183.36	
Regulation of the energy industry	000003030200000	42,725,000.00		42,725,000.00	42,725,000.00				42,725,															

Particulars	UACS CODE	Appropriation			Allotments				Current Year Obligations				Current Year Disbursements				Balances						
		Authorized Appropriation	Adjustments (To)/From, Reassignment	Adjusted Appropriations	Allotments Received	Adjustments (Withdrawal, Reassignment)	Transfer To	Transfer From	Adjusted Total Allotments	1st Quarter Ending March 31	2nd Quarter Ending June 30	3rd Quarter Ending Sept. 30	4th Quarter Ending Dec. 31	Total	1st Quarter Ending March 31	2nd Quarter Ending June 30	3rd Quarter Ending Sept. 30	4th Quarter Ending Dec. 31	Total	Unreleased Appropriations	Unobligated Allotment	Unpaid Obligations	
																						Due and Demandable	Not Yet Due and Demandable
MFO 3: ENERGY SECTOR REGULATORY SERVICES	00000303000000	5,805,000.00		5,805,000.00	5,805,000.00			10(=4+3+1+2)					16(=1+1+2+1+1+1)					20(=1+1+1+1+1+1+1+1+1+1+1+1+1+1+1+1)	21(=6+10)	23(=10+10)	23	24	
Regulation of the energy resources	000003030100000	1,655,000.00		1,655,000.00	1,655,000.00			5,805,000.00	1,451,250.00	1,451,250.00			2,902,500.00	967,500.00	1,451,250.00			2,418,750.00	2,902,500.00		483,750.00		
Regulation relating to exploration, development and production of indigenous energy resources through research and scientific, physical and calibration testing	163003030100001	572,000.00		572,000.00	572,000.00			1,655,000.00	413,751.00	413,751.00			827,502.00	275,834.00	413,751.00			669,565.00	827,498.00		137,917.00		
PS		572,000.00		572,000.00	572,000.00			572,000.00	143,001.00	143,001.00			286,002.00	95,334.00	143,001.00			238,335.00	285,998.00		47,667.00		
Regulations relating to alternative fuels and technologies development and utilization, energy efficiency and conservation	163003030100002	503,000.00		503,000.00	503,000.00			572,000.00	143,001.00	143,001.00			286,002.00	95,334.00	143,001.00			238,335.00	285,998.00		47,667.00		
PS		503,000.00		503,000.00	503,000.00			503,000.00	125,751.00	125,751.00			251,502.00	83,834.00	125,751.00			209,565.00	251,498.00		41,917.00		
Regulations relating to exploration, development and production of renewable energy resources	163003030100003	580,000.00		580,000.00	580,000.00			580,000.00	144,999.00	144,999.00			289,998.00	96,666.00	144,999.00			241,665.00	290,002.00		48,333.00		
PS		580,000.00		580,000.00	580,000.00			580,000.00	144,999.00	144,999.00			289,998.00	96,666.00	144,999.00			241,665.00	290,002.00		48,333.00		
Regulation of the energy industry	000003030200000	1,579,000.00		1,579,000.00	1,579,000.00			580,000.00	394,749.00	394,749.00			789,498.00	253,166.00	394,749.00			657,915.00	789,502.00		131,583.00		
Regulation of oil industry including natural gas	163003030200001	1,399,000.00		1,399,000.00	1,399,000.00			1,579,000.00	349,749.00	349,749.00			699,498.00	232,166.00	349,749.00			582,915.00	699,502.00		116,583.00		
PS		1,399,000.00		1,399,000.00	1,399,000.00			1,399,000.00	349,749.00	349,749.00			699,498.00	232,166.00	349,749.00			582,915.00	699,502.00		116,583.00		
Regulation of electric power industry	163003030200002	180,000.00		180,000.00	180,000.00			180,000.00	45,000.00	45,000.00			90,000.00	30,000.00	45,000.00			75,000.00	90,000.00		15,000.00		
PS		180,000.00		180,000.00	180,000.00			180,000.00	45,000.00	45,000.00			90,000.00	30,000.00	45,000.00			75,000.00	90,000.00		15,000.00		
Extension and enhancement of energy resource exploration, development and utilization; and energy industry management and control activities	000003030300000	2,571,000.00		2,571,000.00	2,571,000.00			1,800,000.00	642,750.00	642,750.00			1,285,500.00	428,500.00	642,750.00			1,071,250.00	1,285,500.00		214,250.00		
Visayas Field Office	163003030300001	1,161,000.00		1,161,000.00	1,161,000.00			2,571,000.00	290,250.00	290,250.00			580,500.00	193,500.00	290,250.00			483,750.00	580,500.00		96,750.00		
PS		1,161,000.00		1,161,000.00	1,161,000.00			1,161,000.00	290,250.00	290,250.00			580,500.00	193,500.00	290,250.00			483,750.00	580,500.00		96,750.00		
Mindanao Field Office	163003030300002	1,016,000.00		1,016,000.00	1,016,000.00			1,016,000.00	254,001.00	254,001.00			508,002.00	169,334.00	254,001.00			423,335.00	507,998.00		84,667.00		
PS		1,016,000.00		1,016,000.00	1,016,000.00			1,016,000.00	254,001.00	254,001.00			508,002.00	169,334.00	254,001.00			423,335.00	507,998.00		84,667.00		
Luzon Field Office	163003030300003	394,000.00		394,000.00	394,000.00			394,000.00	98,499.00	98,499.00			196,998.00	65,666.00	98,499.00			164,165.00	197,002.00		32,833.00		
PS		394,000.00		394,000.00	394,000.00			394,000.00	98,499.00	98,499.00			196,998.00	65,666.00	98,499.00			164,165.00	197,002.00		32,833.00		
Customs duties and taxes, including tax expenditures	01104105		7,022,993.00	7,022,993.00	7,022,993.00			394,000.00	98,499.00	98,499.00			196,998.00	65,666.00	98,499.00			164,165.00	197,002.00		32,833.00		
Tax Expenditure Fund	10100916000000		7,022,993.00	7,022,993.00	7,022,993.00			7,022,993.00											7,022,993.00				
MODE			7,022,993.00	7,022,993.00	7,022,993.00			7,022,993.00											7,022,993.00				
III. Special Purpose Fund			24,275,243.00	24,275,243.00	24,275,243.00			7,022,993.00											7,022,993.00				
Miscellaneous Personnel Benefits Fund	01101406		23,587,000.00	23,587,000.00	23,587,000.00			24,275,243.00	6,016,089.76	6,016,089.76			6,016,089.76	6,016,089.76				6,016,089.76	18,259,152.24				
Miscellaneous Personnel Benefits Fund	000009070000000		23,587,000.00	23,587,000.00	23,587,000.00			23,587,000.00	5,327,848.00	5,327,848.00			5,327,848.00	5,327,848.00				5,327,848.00	18,259,152.00				
For Payment of Compensation Adjustment	103009070700000		23,587,000.00	23,587,000.00	23,587,000.00			23,587,000.00	5,327,848.00	5,327,848.00			5,327,848.00	5,327,848.00				5,327,848.00	18,259,152.00				
PS			23,587,000.00	23,587,000.00	23,587,000.00			23,587,000.00	5,327,848.00	5,327,848.00			5,327,848.00	5,327,848.00				5,327,848.00	18,259,152.00				
Pension and Gratuity Fund	01101407		688,243.00	688,243.00	688,243.00			23,587,000.00	5,327,848.00	5,327,848.00			5,327,848.00	5,327,848.00				5,327,848.00	18,259,152.00				
Pension and Gratuity Fund	000009080000000		688,243.00	688,243.00	688,243.00			688,243.00	688,241.76	688,241.76			688,241.76	688,241.76				688,241.76	1.24				
For payment of retirement and terminal leave benefits	282009080200000		688,243.00	688,243.00	688,243.00			688,243.00	688,241.76	688,241.76			688,241.76	688,241.76				688,241.76	1.24				
PS			688,243.00	688,243.00	688,243.00			688,243.00	688,241.76	688,241.76			688,241.76	688,241.76				688,241.76	1.24				
GRAND TOTAL		823,973,000.00	53,859,355.00	877,832,355.00	846,406,200.00			846,406,200.00	156,480,434.33	225,369,297.90			381,829,732.23	118,582,605.41	191,664,270.37			310,246,875.78	31,526,155.00	484,576,467.77	71,582,856.45		
PS		369,315,000.00	46,836,362.00	416,251,362.00	384,725,207.00			384,725,207.00	85,221,028.37	105,783,308.76			191,004,337.13	62,425,894.19	105,360,889.79			187,776,783.89	31,526,155.00	193,720,869.87	3,227,553.15		
MODE		425,217,000.00	7,022,993.00	432,239,993.00	432,239,993.00			432,239,993.00	70,623,116.04	96,490,561.14			167,113,677.16	35,540,421.30	63,217,952.58			98,758,373.86		265,126,315.82	68,355,303.30		
FinEX																							
CO		29,441,000.00		29,441,000.00	29,441,000.00			29,441,000.00	616,289.82	23,096,428.00			23,711,717.82	616,289.82	23,096,428.00			23,711,717.82		5,729,282.00			

Certified Correct:

ELISA B. MORALES
Budget Officer

Date:

Certified Correct:

ARTURO M. LUDIA
Chief Accountant

Date:

Recommended By:

ARACELI A.S. SOLUTA
Director, FMS

Date:

Approved By:

ALFONSO G. CUSI
Agency Head/Department

Date:

Republic of the Philippines
DEPARTMENT OF ENERGY

IN REPLYING PLS. CITE:

DOE-AGC-16000320



SUMMARY OF APPROPRIATIONS, ALLOTMENTS, OBLIGATIONS AND BALANCES BY OBJECT OF EXPENDITURES

As of the Quarter Ending June 30, 2016

Department: Department of Energy (DOE)

Agency: Office of the Secretary

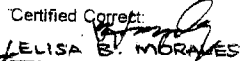
Operating Unit:


Organization Code (UACS): 09001null

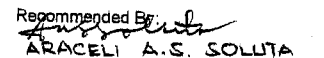
Fund Cluster: 01 - Regular Agency Fund


Authorization: 01 - Current Year Appropriations

Particulars	UACS CODE	Appropriation			Allotments					Current Year Obligations					Current Year Disbursements				Balances					
		Authorized Appropriation	Adjustments (Transfer (To)/From, Reassignment)	Adjusted Appropriations	Allotments Received	Adjustments (Withdrawal, Reassignment)	Transfer To	Transfer From	Adjusted Total Allotments	1st Quarter Ending March 31	2nd Quarter Ending June 30	3rd Quarter Ending Sept. 30	4th Quarter Ending Dec. 31	Total	1st Quarter Ending March 31	2nd Quarter Ending June 30	3rd Quarter Ending Sept. 30	4th Quarter Ending Dec. 31	Total	Unreleased Appropriations	Unobligated Allotment	Unpaid Obligations (14-19) = (22+23)		
		1	2	3	4	5	6	7	8	9	10	11	12	13	14	15	16	17	18	19	20	21	22	23
I. Agency Specific Budget		795,440,000.00		795,440,000.00	761,308,845.00						761,308,845.00	143,205,361.89	194,984,482.14											
Specific Budgets of National Government Agencies	01101101	795,440,000.00		795,440,000.00	761,308,845.00						761,308,845.00	143,205,361.89	194,984,482.14											
Personnel Services	5010000000	340,782,000.00		340,782,000.00	306,650,845.00						306,650,845.00	71,965,955.82	75,398,503.00											
Maintenance and Other Operating Expenses	5020000000	425,217,000.00		425,217,000.00	425,217,000.00						425,217,000.00	70,823,118.04	96,490,561.14											
Capital Outlays	5060000000	28,441,000.00		28,441,000.00	28,441,000.00						28,441,000.00	616,289.82	23,095,428.00											
II. Automatic Appropriations		28,533,000.00	7,022,993.00	35,555,993.00	38,160,893.00						38,160,893.00	7,238,982.69	8,502,316.76											
Retirement and Life Insurance Premiums	01104102	28,533,000.00		28,533,000.00	31,138,000.00						31,138,000.00	7,238,982.69	8,502,316.76											
Personnel Services	5010000000	28,533,000.00		28,533,000.00	31,138,000.00						31,138,000.00	7,238,982.69	8,502,316.76											
Customs duties and taxes, including tax expenditures	01104105		7,022,993.00	7,022,993.00	7,022,993.00						7,022,993.00													
Maintenance and Other Operating Expenses	5020000000		7,022,993.00	7,022,993.00	7,022,993.00						7,022,993.00													
III. Special Purpose Fund			46,936,362.00	46,936,362.00	46,936,362.00						46,936,362.00	6,016,089.76	21,882,489.00											
Miscellaneous Personnel Benefits Fund	01101406		46,248,119.00	46,248,119.00	46,248,119.00						46,248,119.00	5,327,848.00	21,882,489.00											
Personnel Services	5010000000		46,248,119.00	46,248,119.00	46,248,119.00						46,248,119.00	5,327,848.00	21,882,489.00											
Pension and Gratuity Fund	01101407		688,243.00	688,243.00	688,243.00						688,243.00	688,241.76												
Personnel Services	5010000000		688,243.00	688,243.00	688,243.00						688,243.00	688,241.76												
GRAND TOTAL		823,973,000.00	53,956,355.00	877,929,355.00	846,406,200.00						846,406,200.00	156,460,434.33	225,369,287.60											

Certified Correct:

 ELISA B. MORALES
 Agency Budget Officer
 Date:

Certified Correct:

 ARTURO M. CLUDIA
 Agency Chief Accountant
 Date:

Recommended By:

 ARACELI A.S. SOLITA
 Director, FMS
 Date:

Approved By:

 SERGIO ALFONSO G. CUSI
 Head of Agency or Authorized Representative
 Date:



IN REPLYING PLS. CITE:
 DOE-AGC-16000321



SUMMARY OF APPROPRIATIONS, ALLOTMENTS, OBLIGATIONS AND BALANCES BY OBJECT CLASSIFICATION - EXPENDITURES

As of the Quarter Ending June 30, 2016

Department: Department of Energy (DOE)

Agency: Office of the Secretary

Operating Unit:

Organization Code (UACS): 09001null

Fund Cluster: 01 - Regular Agency Fund

Authorization: 01 - Current Year Appropriations

Particulars	UACS CODE	Appropriation				Allotments				Current Year Obligations				Current Year Disbursements				Balances						
		Authorized Appropriation	Adjustments (Transfer To/From, Reassignment)	Adjusted Appropriations	Allotments Received	Adjustments (Withdrawal, Reassignment)	Transfer To	Transfer From	Adjusted Total Allotments	1st Quarter Ending March 31	2nd Quarter Ending June 30	3rd Quarter Ending Sept. 30	4th Quarter Ending Dec. 31	Total	1st Quarter Ending March 31	2nd Quarter Ending June 30	3rd Quarter Ending Sept. 30	4th Quarter Ending Dec. 31	Total	Unreleased Appropriations	Unobligated Allotment	Unpaid Obligations (14-15) + (22+23)		
																						Due and Demandable	Not Yet Due and Demandable	
Agency Specific Budget		795,440,000.00		795,440,000.00	761,308,845.00			761,308,845.00	143,205,361.88	194,984,492.14			338,189,854.02	107,722,496.91	161,626,682.95			269,349,179.86	34,131,155.00	423,118,990.96			88,840,674.16	
Specific Budgets of National Government Agencies	01101101	795,440,000.00		795,440,000.00	761,308,845.00			761,308,845.00	143,205,361.88	194,984,492.14			338,189,854.02	107,722,496.91	161,626,682.95			269,349,179.86	34,131,155.00	423,118,990.96			88,840,674.16	
Personnel Services	501000000	340,782,000.00		340,782,000.00	306,650,845.00			306,650,845.00	71,985,855.92	75,398,603.00			147,384,458.92	71,565,785.89	75,313,302.37			146,879,088.06	34,131,155.00	159,286,366.06			465,370.86	
Salaries and Wages	501010000	237,767,000.00		237,767,000.00	237,767,000.00			237,767,000.00	60,000,319.31	67,298,408.84			127,298,728.15	59,960,166.70	67,203,077.80			127,163,244.50		110,468,271.85			135,483.65	
Salaries and Wages - Regular	501010100	237,767,000.00		237,767,000.00	237,767,000.00			237,767,000.00	60,000,319.31	67,298,408.84			127,298,728.15	59,960,166.70	67,203,077.80			127,163,244.50		110,468,271.85			135,483.65	
Basic Salary - Civilian	501010101	237,767,000.00		237,767,000.00	237,767,000.00			237,767,000.00	60,000,319.31	67,298,408.84			127,298,728.15	59,960,166.70	67,203,077.80			127,163,244.50		110,468,271.85			135,483.65	
Other Compensation	501020000	63,860,000.00		63,860,000.00	63,860,000.00			63,860,000.00	10,862,721.59	6,482,985.89			17,345,707.48	10,859,075.28	6,518,520.47			17,376,595.75		46,334,292.52			(30,888.27)	
Personal Economic Relief Allowance (PERA)	501020100	15,552,000.00		15,552,000.00	15,552,000.00			15,552,000.00	5,232,667.64	4,036,985.89			9,269,553.53	5,227,921.33	4,082,770.47			9,310,891.80		6,282,446.47			(41,138.27)	
PERA - Civilian	501020101	15,552,000.00		15,552,000.00	15,552,000.00			15,552,000.00	5,232,667.64	4,036,985.89			9,269,553.53	5,227,921.33	4,082,770.47			9,310,891.80		6,282,446.47			(41,138.27)	
Representation Allowance (RA)	501020200	4,860,000.00		4,860,000.00	4,860,000.00			4,860,000.00	1,389,250.00	1,373,000.00			2,762,250.00	1,389,250.00	1,362,750.00			2,752,000.00		2,697,750.00			10,250.00	
Representation Allowance (RA)	501020200	4,860,000.00		4,860,000.00	4,860,000.00			4,860,000.00	1,389,250.00	1,373,000.00			2,762,250.00	1,389,250.00	1,362,750.00			2,752,000.00		2,697,750.00			10,250.00	
Transportation Allowance (TA)	501020300	4,860,000.00		4,860,000.00	4,860,000.00			4,860,000.00	1,028,250.00	1,016,000.00			2,044,250.00	1,028,250.00	1,016,000.00			2,044,250.00		2,815,750.00				
Transportation Allowance (TA)	501020300	4,860,000.00		4,860,000.00	4,860,000.00			4,860,000.00	1,028,250.00	1,016,000.00			2,044,250.00	1,028,250.00	1,016,000.00			2,044,250.00		2,815,750.00				
Clothing/Uniform Allowance	501020400	3,240,000.00		3,240,000.00	3,240,000.00			3,240,000.00	3,195,000.00	45,000.00			3,240,000.00	3,195,000.00	45,000.00			3,240,000.00						
Clothing/Uniform Allowance - Civilian	501020401	3,240,000.00		3,240,000.00	3,240,000.00			3,240,000.00	3,195,000.00	45,000.00			3,240,000.00	3,195,000.00	45,000.00			3,240,000.00						
Subsistence Allowance (SA)	501020500	864,000.00		864,000.00	864,000.00			864,000.00					3,240,000.00	3,195,000.00	45,000.00			3,240,000.00						
Subsistence Allowance - Magna Carta Benefits for Science and Technology under R.A. 8439	501020502	864,000.00		864,000.00	864,000.00			864,000.00													864,000.00			
Subsistence Allowance - Magna Carta for Public Health Workers under R.A. 7305	501020503	18,000.00		18,000.00	18,000.00			18,000.00													18,000.00			
Laundry Allowance (LA)	501020600	5,583,000.00		5,583,000.00	5,583,000.00			5,583,000.00													5,583,000.00			
Laundry Allowance - Magna Carta Benefits for Science and Technology under R.A. 8439	501020603	5,464,000.00		5,464,000.00	5,464,000.00			5,464,000.00													5,464,000.00			
Laundry Allowance - Magna Carta Benefits for Public Health Workers under R.A. 7305	501020604	119,000.00		119,000.00	119,000.00			119,000.00													119,000.00			
Honoraria	501021000	300,000.00		300,000.00	300,000.00			300,000.00		12,000.00			12,000.00		12,000.00			12,000.00			288,000.00			
Honoraria - Civilian	501021001	300,000.00		300,000.00	300,000.00			300,000.00		12,000.00			12,000.00		12,000.00			12,000.00			288,000.00			
Hazard Pay (HP)	501021100	2,130,000.00		2,130,000.00	2,130,000.00			2,130,000.00													2,130,000.00			
HP - Magna Carta Benefits for Science and Technology under R.A. 8439	501021104	2,037,000.00		2,037,000.00	2,037,000.00			2,037,000.00													2,037,000.00			
HP - Magna Carta Benefits for Public Health Workers under R.A. 7305	501021105	93,000.00		93,000.00	93,000.00			93,000.00													93,000.00			
Year End Bonus	501021400	19,811,000.00		19,811,000.00	19,811,000.00			19,811,000.00	15,403.95				15,403.95	15,403.95				15,403.95			19,795,596.05			
Bonus - Civilian	501021401	19,811,000.00		19,811,000.00	19,811,000.00			19,811,000.00	15,403.95				15,403.95	15,403.95				15,403.95			19,795,596.05			
Cash Gift	501021500	3,240,000.00		3,240,000.00	3,240,000.00			3,240,000.00	2,250.00				2,250.00	2,250.00				2,250.00			3,237,750.00			
Cash Gift - Civilian	501021501	3,240,000.00		3,240,000.00	3,240,000.00			3,240,000.00	2,250.00				2,250.00	2,250.00				2,250.00			3,237,750.00			
Other Bonuses and Allowances	501029800	3,240,000.00		3,240,000.00	3,240,000.00			3,240,000.00	2,250.00				2,250.00	2,250.00				2,250.00			3,237,750.00			
Productivity Enhancement Incentive - Civilian	5010299012	3,240,000.00		3,240,000.00	3,240,000.00			3,240,000.00													3,240,000.00			
Personnel Benefit Contributions	501030000	3,695,000.00		3,695,000.00	3,695,000.00			3,695,000.00	1,071,015.62	1,132,648.71			2,203,664.33	716,477.08	1,106,409.77			1,822,866.85			1,491,337.67			380,775.48
Pay-BIG Contributions	501030200	778,000.00		778,000.00	778,000.00			778,000.00	199,300.00	203,887.98			403,187.98	133,300.00	200,200.00			333,500.00			374,812.02			69,687.98
Pay-BIG - Civilian	501030201	778,000.00		778,000.00	778,000.00			778,000.00	199,300.00	203,887.98			403,187.98	133,300.00	200,200.00			333,500.00			374,812.02			69,687.98
PhilHealth Contributions	501030300	2,139,000.00		2,139,000.00	2,139,000.00			2,139,000.00	672,325.00	724,662.50			1,396,987.50	448,750.00	705,850.00			1,154,600.00			742,012.50			242,387.50
PhilHealth - Civilian	501030301	2,139,000.00		2,139,000.00	2,139,000.00			2,139,000.00	672,325.00	724,662.50			1,396,987.50	448,750.00	705,850.00			1,154,600.00			742,012.50			242,387.50
Employees Compensation Insurance Premiums (ECHIP)	501030400	778,000.00		778,000.00	778,000.00			778,000.00	199,390.62	204,096.23			403,486.85	134,427.08	200,359.77			334,786.85			374,513.15			68,700.00
ECHIP - Civilian	501030401	778,000.00		778,000.00	778,000.00			778,000.00	199,390.62	204,096.23			403,486.85	134,427.08	200,359.77			334,786.85			374,513.15			68,700.00
Other Personnel Benefits	501040000	35,640,000.00		35,640,000.00	35,640,000.00			35,640,000.00	31,899.40	484,461.56			516,360.96	31,086.83	485,294.33			516,360.96	34,131,155.00		892,484.04			

Particulars	UACS CODE	Appropriation			Allotments				Current Year Disbursements				Current Year Disbursements				Balances							
		Authorized Appropriation	Adjustments (Transfer To/From, Reassignment)	Adjusted Appropriations	Allotments Received	Adjustments (Withdrawal, Reassignment)	Transfer To	Transfer From	Adjusted Total Allotments	1st Quarter	2nd Quarter	3rd Quarter	4th Quarter	Total	1st Quarter	2nd Quarter	3rd Quarter	4th Quarter	Total	Unreleased Appropriations	Unobligated Allotment	Unpaid Obligations (14-19) = (22+23)		
										Ending March 31	Ending June 30	Ending Sept. 30	Ending Dec. 31		Ending March 31	Ending June 30	Ending Sept. 30	Ending Dec. 31				Due and Demandable	Not Yet Due and Demandable	
Retirement Gratuity	5010402000	12,991,000.00		12,991,000.00																				
Retirement Gratuity - Civilian	5010402001	12,991,000.00		12,991,000.00																12,991,000.00				
Terminal Leave Benefits	5010403000	2,020,000.00		2,020,000.00	443,845.00			443,845.00																
Terminal Leave Benefits - Civilian	5010403001	2,020,000.00		2,020,000.00	443,845.00			443,845.00						443,843.98								1,576,155.00	1.02	
Other Personnel Benefits	5010499000	20,629,000.00		20,629,000.00	1,055,000.00			1,055,000.00	31,899.40	40,617.58				443,843.98	443,843.98	443,843.98	443,843.98	443,843.98				1,576,155.00	1.02	
Lump-sum for Creation of New Positions - Civilian	5010499001	19,564,000.00		19,564,000.00										72,516.98	31,066.63	41,450.35						72,516.98	19,564,000.00	992,483.02
Lump-sum for Step Increments - Length of Service	5010499010	593,000.00		593,000.00										72,516.98	31,066.63	41,450.35						72,516.98	19,564,000.00	992,483.02
Lump-sum for Step Increments - Merit/Performance	5010499011	472,000.00		472,000.00																			472,000.00	
Maintenance and Other Operating Expenses	5020000000	425,217,000.00		425,217,000.00	425,217,000.00			425,217,000.00	70,623,116.04	96,490,561.14				167,113,677.18	35,540,421.30	63,217,982.68						89,758,373.88	258,103,322.82	88,385,303.30
Traveling Expenses	5020100000	70,084,000.00		70,084,000.00	70,084,000.00			70,084,000.00	7,052,459.55	13,240,133.16				20,292,592.71	6,103,699.01	11,410,908.94						17,514,604.95	49,791,407.29	2,777,967.76
Traveling Expenses - Local	5020101000	58,900,000.00		58,900,000.00	58,900,000.00			58,900,000.00	5,419,789.42	10,593,772.67				16,013,562.09	4,734,134.86	8,719,284.52						13,453,399.48	42,896,437.91	2,560,162.81
Traveling Expenses - Local	5020101000	58,900,000.00		58,900,000.00	58,900,000.00			58,900,000.00	5,419,789.42	10,593,772.67				16,013,562.09	4,734,134.86	8,719,284.52						13,453,399.48	42,896,437.91	2,560,162.81
Traveling Expenses - Foreign	5020102000	11,184,000.00		11,184,000.00	11,184,000.00			11,184,000.00	1,632,670.13	2,646,360.49				4,279,030.62	1,369,561.05	2,691,644.42						4,061,205.47	6,904,969.38	217,825.15
Traveling Expenses - Foreign	5020102000	11,184,000.00		11,184,000.00	11,184,000.00			11,184,000.00	1,632,670.13	2,646,360.49				4,279,030.62	1,369,561.05	2,691,644.42						4,061,205.47	6,904,969.38	217,825.15
Training and Scholarship Expenses	5020200000	2,141,000.00		2,141,000.00	2,141,000.00			2,141,000.00	92,476.00	144,832.00				237,308.00	64,376.00	172,932.00						237,308.00	1,903,692.00	
Training Expenses	5020201000	2,001,000.00		2,001,000.00	2,001,000.00			2,001,000.00	92,476.00	144,832.00				212,708.00	64,376.00	149,332.00						212,708.00	1,788,292.00	
ICT Training Expenses	5020201001	300,000.00		300,000.00	300,000.00			300,000.00		9,600.00				9,600.00								9,600.00	290,400.00	
Training Expenses	5020201002	1,701,000.00		1,701,000.00	1,701,000.00			1,701,000.00	82,876.00	120,232.00				203,108.00	64,376.00	138,732.00						203,108.00	1,497,892.00	
Scholarship Grants/Expenses	5020202000	140,000.00		140,000.00	140,000.00			140,000.00		24,600.00				24,600.00								24,600.00	115,400.00	
Scholarship Grants/Expenses	5020202000	140,000.00		140,000.00	140,000.00			140,000.00		24,600.00				24,600.00								24,600.00	115,400.00	
Supplies and Materials Expenses	5020300000	34,439,000.00		34,439,000.00	34,439,000.00			34,439,000.00	5,141,015.32	1,973,958.22				7,114,973.54	1,764,360.09	4,810,855.33						6,565,215.42	27,324,026.46	549,758.12
Office Supplies Expenses	5020301000	12,901,000.00		12,901,000.00	12,901,000.00			12,901,000.00	3,821,901.96	687,962.95				4,509,864.91	525,724.53	3,855,707.39						4,381,431.92	8,391,135.09	128,432.99
ICT Office Supplies	5020301001	5,600,000.00		5,600,000.00	5,600,000.00			5,600,000.00	1,540,701.43	652,707.22				2,193,408.65	114,337.03	2,029,100.65						2,143,437.68	3,406,591.35	48,970.97
Office Supplies Expenses	5020301002	7,301,000.00		7,301,000.00	7,301,000.00			7,301,000.00	2,281,200.53	35,255.73				2,316,456.26	411,387.50	1,828,606.74						2,237,994.24	4,884,543.74	78,462.02
Accountable Forms Expenses	5020302000	52,000.00		52,000.00	52,000.00			52,000.00	11,000.00					11,000.00								11,000.00	41,000.00	
Accountable Forms Expenses	5020302000	52,000.00		52,000.00	52,000.00			52,000.00	11,000.00					11,000.00								11,000.00	41,000.00	
Drugs and Medicines Expenses	5020307000	500,000.00		500,000.00	500,000.00			500,000.00	10,000.00					10,000.00								10,000.00	490,000.00	
Drugs and Medicines Expenses	5020307000	500,000.00		500,000.00	500,000.00			500,000.00	10,000.00					10,000.00								10,000.00	490,000.00	
Medical, Dental and Laboratory Supplies Expenses	5020308000	1,900,000.00		1,900,000.00	1,900,000.00			1,900,000.00	120,000.00	7,748.04				127,748.04	120,000.00	7,748.04						127,748.04	1,772,251.96	
Medical, Dental and Laboratory Supplies Expenses	5020308000	1,900,000.00		1,900,000.00	1,900,000.00			1,900,000.00	120,000.00	7,748.04				127,748.04	120,000.00	7,748.04						127,748.04	1,772,251.96	
Fuel, Oil and Lubricants Expenses	5020309000	7,652,000.00		7,652,000.00	7,652,000.00			7,652,000.00	856,070.89	733,840.40				1,589,911.29	769,827.09	671,520.77						1,438,447.86	6,082,088.71	151,463.43
Fuel, Oil and Lubricants Expenses	5020309000	7,652,000.00		7,652,000.00	7,652,000.00			7,652,000.00	856,070.89	733,840.40				1,589,911.29	769,827.09	671,520.77						1,438,447.86	6,082,088.71	151,463.43
Other Supplies and Materials Expenses	5020399000	11,434,000.00		11,434,000.00	11,434,000.00			11,434,000.00	322,042.47	544,406.83				866,449.30	320,708.47	275,879.13						1,438,447.86	5,662,088.71	151,463.43
Other Supplies and Materials Expenses	5020399000	11,434,000.00		11,434,000.00	11,434,000.00			11,434,000.00	322,042.47	544,406.83				866,449.30	320,708.47	275,879.13						1,438,447.86	5,662,088.71	151,463.43
Utility Expenses	5020400000	37,838,000.00		37,838,000.00	37,838,000.00			37,838,000.00	5,051,788.39	5,762,487.05				10,814,273.44	4,394,791.97	5,975,680.99						10,070,472.95	27,023,726.55	443,800.49
Water Expenses	5020401000	10,804,000.00		10,804,000.00	10,804,000.00			10,804,000.00	1,090,634.76	746,100.06				1,836,734.82	544,692.44	918,869.64						1,463,652.08	8,967,265.18	373,172.74
Water Expenses	5020401000	10,804,000.00		10,804,000.00	10,804,000.00			10,804,000.00	1,090,634.76	746,100.06				1,836,734.82	544,692.44	918,869.64						1,463,652.08	8,967,265.18	373,172.74
Electricity Expenses	5020402000	27,034,000.00		27,034,000.00	27,034,000.00			27,034,000.00	3,961,151.63	5,016,386.99				8,977,538.82	3,850,099.53	5,056,811.34						8,906,910.87	18,056,461.38	70,627.75
Electricity Expenses	5020402000	27,034,000.00		27,034,000.00	27,034,000.00			27,034,000.00	3,961,151.63	5,016,386.99				8,977,538.82	3,850,099.53	5,056,811.34						8,906,910.87	18,056,461.38	70,627.75
Communication Expenses	5020500000	12,415,000.00		12,415,000.00	12,415,000.00			12,415,000.00	3,548,068.45	1,730,851.19				5,278,919.64	672,457.69	1,836,881.01						2,308,338.70	7,138,080.38	2,967,580.94
Postage and Courier Services	5020501000	495,000.00		495,000.00	495,000.00			495,000.00	56,587.87	40,595.39				97,183.26	55,902.87	26,025.02						81,827.89	397,816.74	15,255.37
Postage and Courier Services	5020501000	495,000.00		495,000.00	495,000.00			495,000.00	56,587.87	40,595.39				97,183.26	55,902.87	26,025.02						81,827.89	397,816.74	15,255.37
Telephone Expenses	5020502000	8,005,000.00		8,005,000.00	8,005,000.00			8,005,000.00	650,315.58	1,514,605.09				2,164,920.67	561,674.82	1,528,946.53						2,090,621.33	5,840,079.33	74,299.32
Mobile	5020502001	3,000,000.00		3,000,000.00	3,000,000.00			3,000,000.00	307,504.41	574,656.15				862,160.56	264,969.36									

LIST OF ALLOTMENTS AND SUB-ALLOTMENTS

As of the Quarter Ending June 30, 2016

Department: Department of Energy (DOE)

Agency: Office of the Secretary

Operating Unit: N/A

Organization Code (UACS): 090010000000

Fund Cluster: 01 - Regular Agency Fund

Authorization: 01 - Current Year Appropriations

No.	Allotments / Sub-Allotments		Funding Source		Allotments					Sub-Allotment to Regions/Operating Units					Total Allotments / Net of Sub-allotments				
	Number	Date	Description	UACS Code	PS	MOOE	CO	FINEX	Total	PS	MOOE	CO	FINEX	Total	PS	MOOE	CO	FINEX	Total
1	2	3	4	5	6	7	8	9	10=(6+7+8+9)	11	12	13	14	15=(11+12+13+14)	16	17	18	19	20=(16+17+18)
	A. Allotments received from DBM																		
	SARO-BMB-E-16-0000128				455,802				455,802						455,802				455,802
	SARO-BMB-E-16-0000872				76,737				76,737						76,737				76,737
	SARO-BMB-E-16-0001206				23,587,000				23,587,000						23,587,000				23,587,000
	SARO-BMB-E-16-0001207				2,605,000				2,605,000						2,605,000				2,605,000
	SARO-BMB-E-16-0001610				155,704				155,704						155,704				155,704
	SARO-BMB-E-16-0007987				53,815				53,815						53,815				53,815
	SARO-BMB-E-16-0011750				390,030				390,030						390,030				390,030
	SARO-BMB-E-16-0012864				22,661,119				22,661,119						22,661,119				22,661,119
	SARO-BMB-E-16-0019310					7,022,993			7,022,993							7,022,993			7,022,993

Certified Correct:

ELISA B. MORAYES

Budget Officer

Date:

STATEMENT OF APPROPRIATIONS, ALLOTMENTS, OBLIGATIONS, DISBURSEMENTS AND BALANCES
As of the Quarter Ending June 30, 2016

Department: Department of Energy (DOE)
Agency: Office of the Secretary
Operating Unit:
Organization Code (UACS): 090010000000
Fund Cluster: 01 - Regular Agency Fund

Authorization: 02 - Continuing Appropriations

Particulars	UACS CODE	Appropriation		Allotments					Current Year Obligations				Current Year Disbursement				Balances						
		Authorized Appropriation	Adjusted Appropriation	Allotments Received	Adjustments (Withdrawal, Reassignment)	Transfer To	Transfer From	Adjusted Total Allotments	1st Quarter Ending March 31	2nd Quarter Ending June 30	3rd Quarter Ending Sept. 30	4th Quarter Ending Dec. 31	Total	1st Quarter Ending March 31	2nd Quarter Ending June 30	3rd Quarter Ending Sept. 30	4th Quarter Ending Dec. 31	Total	Unreleased Appropriations	Unobligated Allotment	Unpaid Obligations		
																					Due and Demandable	Not Yet Due and Demandable	
I. Agency Specific Budget		121,054,649.71	121,054,649.71	121,054,649.71																			
Specific Budgets of National Government Agencies	01102101	121,054,649.71	121,054,649.71	121,054,649.71																			
General Administration and Support	0000010000000000	22,396,026.51	22,396,026.51	22,396,026.51																			
Support to Operations	0000020000000000	7,156,824.86	7,156,824.86	7,156,824.86																			
Operations	0000030000000000	88,385,066.34	88,385,066.34	88,385,066.34																			
Local-Funded Projects	0000040000000000	3,116,732.00	3,116,732.00	3,116,732.00																			
GRAND TOTAL		121,054,649.71	121,054,649.71	121,054,649.71																			
PS																							
MOOE		119,817,737.84	119,817,737.84	119,817,737.84																			
FinEd																							
CC		1,236,911.87	1,236,911.87	1,236,911.87																			

Certified Correct:

Elisa S. Morales
ELISA S. MORALES
Budget Officer

Date:

Certified Correct:

Arturo M. Cudia
ARTURO M. CUDIA
Chief Accountant

Date:

Recommended By:


Araceli A.S. Solita
ARACELI A.S. SOLITA
Director, FMS

Date:

Approved By:

Sec. Alfonso Cusi
SEC. ALFONSO CUSI
Agency Head/Department

Date:



STATEMENT OF APPROPRIATIONS, ALLOTMENTS, OBLIGATIONS, DISBURSEMENTS AND BALANCES
As of the Quarter Ending June 30, 2016

Department: Department of Energy (DOE)

Agency: Office of the Secretary

Operating Unit:

Organization Code (UACS): 090010000000

Fund Cluster: 01 - Regular Agency Fund

Authorization: 02 - Continuing Appropriations

Particulars	UACS CODE	Appropriation			Allotments			Current Year Obligations					Current Year Disbursements					Balance					
		Authorized Appropriation	Adjustments (To)/From, Realignment	Adjusted Appropriations	Allotments Received	Adjustments (Withdrawals), Realignment	Transfer To	Transfer From	Adjusted Total Allotment	1st Quarter Ending March 31	2nd Quarter Ending June 30	3rd Quarter Ending Sept. 30	4th Quarter Ending Dec. 31	Total	1st Quarter Ending March 31	2nd Quarter Ending June 30	3rd Quarter Ending Sept. 30	4th Quarter Ending Dec. 31	Total	Unreleased Appropriations	Unobligated Allotment	Unpaid Obligations	
																						Due and Demandable	Not Yet Due and Demandable
I. Agency Specific Budget		121,054,845.71		121,054,849.71	121,054,849.71			121,054,849.71	13,867,123.96	12,701,023.55			26,568,147.49	10,115,280.04	10,429,440.94			20,544,720.98	84,386,502.22		6,123,426.51		
Specific Budgets of National Government Agencies	01102101	121,054,845.71		121,054,849.71	121,054,849.71			121,054,849.71	13,867,123.96	12,701,023.55			26,568,147.49	10,115,280.04	10,429,440.94			20,544,720.98	84,386,502.22		6,123,426.51		
General Administration and Support	0000010000000000	22,396,026.51		22,396,026.51	22,396,026.51			22,396,026.51	6,359,915.87	1,740,051.03			8,099,966.90	4,863,388.88	2,180,590.90			7,043,979.78	14,296,059.61		1,055,987.12		
General Management and Supervisor	1030010001000000	22,396,026.51		22,396,026.51	22,396,026.51			22,396,026.51	6,359,915.87	1,740,051.03			8,099,966.90	4,863,388.88	2,180,590.90			7,043,979.78	14,296,059.61		1,055,987.12		
MOOE		22,362,030.51		22,362,030.51	22,362,030.51			22,362,030.51	6,359,915.87	1,740,051.03			8,099,966.90	4,863,388.88	2,180,590.90			7,043,979.78	14,262,063.61		1,055,987.12		
CO		33,896.00		33,896.00	33,896.00			33,896.00										7,043,979.78	14,262,063.61				
Support to Operations	0000020000000000	7,156,824.86		7,156,824.86	7,156,824.86			7,156,824.86	903,087.29	130,960.68			1,034,047.97	736,197.25	246,693.56			982,890.81	6,122,776.89		51,157.16		
Legal Services	1030020001000000	313,701.84		313,701.84	313,701.84			313,701.84	167,198.67				167,198.67	163,179.02				163,179.02	146,502.97		4,019.65		
MOOE		313,701.84		313,701.84	313,701.84			313,701.84	167,198.67				167,198.67	163,179.02				163,179.02	146,502.97		4,019.65		
Information Technology and Data Management Services	1030020002000000	2,858,992.41		2,858,992.41	2,858,992.41			2,858,992.41	568,804.24	33,797.03			602,601.27	478,734.05	122,579.91			601,313.96	2,256,391.14		1,287.31		
MOOE		2,858,992.41		2,858,992.41	2,858,992.41			2,858,992.41	568,804.24	33,797.03			602,601.27	478,734.05	122,579.91			601,313.96	2,256,391.14		1,287.31		
CO		312.00		312.00	312.00			312.00											312.00				
Energy Research Testing and Laboratory Services	1630020003000000	1,803,044.89		1,803,044.89	1,803,044.89			1,803,044.89	167,084.18	61,218.65			228,302.83	94,284.16	111,518.65			205,802.83	1,574,742.06		22,500.00		
MOOE		733,039.02		733,039.02	733,039.02			733,039.02	167,084.18	61,218.65			228,302.83	94,284.16	111,518.65			205,802.83	1,574,742.06		22,500.00		
CO		1,070,005.87		1,070,005.87	1,070,005.87			1,070,005.87											312.00				
Monitoring and evaluation (M & E) activities of Bottom-Up Budgeting Projects	1030020004000000	2,181,085.72		2,181,085.72	2,181,085.72			2,181,085.72		35,945.00			35,945.00		12,595.00			12,595.00	2,145,140.72		23,350.00		
MOOE		2,181,085.72		2,181,085.72	2,181,085.72			2,181,085.72		35,945.00			35,945.00		12,595.00			12,595.00	2,145,140.72		23,350.00		
Operations	0000030000000000	88,385,066.34		88,385,066.34	88,385,066.34			88,385,066.34	6,704,120.80	8,510,011.82			15,214,132.62	4,515,693.91	5,692,156.48			10,197,850.38	73,170,833.72		5,016,282.23		
MFO 1: ENERGY SECTOR POLICY SERVICES	0000030100000000	25,885,015.79		25,885,015.79	25,885,015.79			25,885,015.79	4,841,760.15	780,230.56			5,621,990.71	2,800,624.43	2,200,071.07			4,800,695.50	20,463,035.08		621,285.21		
Formulation, updating and monitoring of short, medium and long term national and regional energy policies, plans and programs	1630030101000000	9,752,709.62		9,752,709.62	9,752,709.62			9,752,709.62	2,679,411.33	334,883.85			3,014,295.28	733,003.43	1,684,456.85			2,417,459.28	6,738,414.34		596,836.00		
MOOE		9,752,709.62		9,752,709.62	9,752,709.62			9,752,709.62	2,679,411.33	334,883.85			3,014,295.28	733,003.43	1,684,456.85			2,417,459.28	6,738,414.34		596,836.00		
Formulation of policies, plans, and programs	0000030102000000	14,204,020.38		14,204,020.38	14,204,020.38			14,204,020.38	1,366,350.96	445,346.61			1,811,697.57	1,267,807.14	515,815.22			1,803,422.36	12,392,322.81		8,275.21		
MOOE		14,204,020.38		14,204,020.38	14,204,020.38			14,204,020.38	1,366,350.96	445,346.61			1,811,697.57	1,267,807.14	515,815.22			1,803,422.36	12,392,322.81		8,275.21		
Alternative fuels and technologies development and utilization, energy efficiency and conservation	1630030102000002	150,631.35		150,631.35	150,631.35			150,631.35	31,055.64				31,055.64					31,055.64	119,575.71				
MOOE		150,631.35		150,631.35	150,631.35			150,631.35	31,055.64				31,055.64					31,055.64	119,575.71				
CO		57,880.00		57,880.00	57,880.00			57,880.00											57,880.00				
Renewable energy management	1630030102000003	9,723,870.12		9,723,870.12	9,723,870.12			9,723,870.12	70,259.75	2,940.00			73,199.75	65,657.42	5,580.89			71,238.31	9,650,670.37		1,961.44		
MOOE		9,723,870.12		9,723,870.12	9,723,870.12			9,723,870.12	70,259.75	2,940.00			73,199.75	65,657.42	5,580.89			71,238.31	9,650,670.37		1,961.44		
Electric power industry to include expanded rural electrification	1630030102000004	4,329,518.91		4,329,518.91	4,329,518.91			4,329,518.91	1,265,035.57	442,406.61			1,707,442.18	1,191,094.08	510,034.33			1,701,128.41	2,822,076.73		6,313.77		
MOOE		4,329,518.91		4,329,518.91	4,329,518.91			4,329,518.91	1,265,035.57	442,406.61			1,707,442.18	1,191,094.08	510,034.33			1,701,128.41	2,822,076.73		6,313.77		
CO		13,000.00		13,000.00	13,000.00			13,000.00											13,000.00				
Formulation of policies and standards	0000030103000000	1,928,285.79		1,928,285.79	1,928,285.79			1,928,285.79	595,987.66				595,987.66	579,813.86				579,813.86	1,332,297.93		16,174.00		
For the oil industry including natural gas	1630030103000001	1,202,913.58		1,202,913.58	1,202,913.58			1,202,913.58	595,987.66				595,987.66	579,813.86				579,813.86	806,925.72		16,174.00		
MOOE		1,202,913.58		1,202,913.58	1,202,913.58			1,202,913.58	595,987.66				595,987.66	579,813.86				579,813.86	806,925.72		16,174.00		
CO		23,000.00		23,000.00	23,000.00			23,000.00											23,000.00				
For labeling and lighting	1630030103000002	725,372.21		725,372.21	725,372.21			725,372.21											725,372.21				
MOOE		725,372.21		725,372.21	725,372.21			725,372.21											725,372.21				
MFO 2: PROMOTION OF ENERGY SECTOR INNOVATION	0000030200000000	33,449,385.62		33,449,385.62	33,449,385.62			33,449,385.62	1,082,126.61	3,503,263.54			4,585,390.15	1,006,541.33	3,436,216.46			4,442,757.61	28,863,995.47		142,632.34		
Promotion of energy development and conservation	0000030691000000	29,176,176.45		29,176,176.45	29,176,176.45			29,176,176.45	678,160.03	3,258,242.11			3,937,402.14	603,574.75	3,257,227.46			3,870,802.20	25,238,774.31		66,699.94		
Promotion of alternative fuels and technologies development and utilization, energy efficiency and conservation	1630030201000002	14,431,761.48		14,431,761.48	14,431,761.48			14,431,761.48	6,019.50	2,726,767.92			2,732,787.42	6,019.50	2,726,767.92			2,732,787.42	11,698,974.06				
MOOE		14,392,975.48		14,392,975.48	14,392,975.48			14,392,975.48	6,019.50	2,726,767.92			2,732,787.42	6,019.50	2,726,767.92			2,732,787.42	11,698,974.06				

SUMMARY OF APPROPRIATIONS, ALLOTMENTS, OBLIGATIONS AND BALANCES BY OBJECT EXPENDITURES

As of the Quarter Ending June 30, 2016

Department: Department of Energy (DOE)

Agency: Office of the Secretary

Operating Unit:

Organization Code (UACS): 09001null

Fund Cluster: 01 - Regular Agency Fund

Authorization: 02 - Continuing Appropriations


Particulars:	UACS CODE	Appropriation:			Allotments:					Current Year Obligations:				Current Year Disbursements:				Balances:										
		Authorized Appropriation:	Adjustments (Transfer (To)/From; Realignment):	Adjusted Appropriation:	Allotments Received:	Adjustments (Withdrawal; Realignment):	Transfer To:	Transfer From:	Adjusted Total Allotment:	1st Quarter Ending March 31:	2nd Quarter Ending June 30:	3rd Quarter Ending Sept. 30:	4th Quarter Ending Dec. 31:	Total:	1st Quarter Ending March 31:	2nd Quarter Ending June 30:	3rd Quarter Ending Sept. 30:	4th Quarter Ending Dec. 31:	Total:	Unreleased Appropriations:	Unobligated Allotment:	Unpaid Obligations (14-19) + (22+23):						
																						Due and Demandable:	Not Yet Due and Demandable:					
II. Agency Specific Budget:		121,054,649.71		121,054,649.71	121,054,649.71								121,054,649.71	13,967,123.96	12,701,023.53					26,668,147.49	10,115,280.04	10,429,440.94		20,544,720.98		94,386,502.22		6,123,426.51
Specific Budgets of National Government Agencies:	01102101	121,054,649.71		121,054,649.71	121,054,649.71								121,054,649.71	13,967,123.96	12,701,023.53					26,668,147.49	10,115,280.04	10,429,440.94		20,544,720.98		94,386,502.22		6,123,426.51
Maintenance and Other Operating Expenses:	5020000000	119,817,737.84		119,817,737.84	119,817,737.84								119,817,737.84	13,967,123.96	12,701,023.53					26,668,147.49	10,115,280.04	10,429,440.94		20,544,720.98		93,149,590.35		6,123,426.51
Capital Outlays:	5060000000	1,236,911.87		1,236,911.87	1,236,911.87								1,236,911.87													1,236,911.87		
GRAND TOTAL:		121,054,649.71		121,054,649.71	121,054,649.71								121,054,649.71	13,967,123.96	12,701,023.53					26,668,147.49	10,115,280.04	10,429,440.94		20,544,720.98		94,386,502.22		6,123,426.51

Certified Correct:
ELISA B. MORALES
 Agency Budget Officer
 Date:

Certified Correct:
ARTURO M. CADIA
 Agency Chief Accountant
 Date:

Recommended By:
ARACELI A.S. SOLITA
 Director, FMS
 Date:

Approved By:
SEC. ALFONSO E. CLUI
 Head of Agency or Authorized Representative
 Date:



Particulars	UACS CODE	Appropriation			Allotments					Current Year Obligations					Current Year Disbursements				Balances					
		Authorized Appropriation	Adjustments (Transfer To)/From, Realignment	Adjusted Appropriations	Allotments Received	Adjustments (Withdrawal, Realignment)	Transfer To	Transfer From	Adjusted Total Allotments	1st Quarter Ending March 31	2nd Quarter Ending June 30	3rd Quarter Ending Sep. 30	4th Quarter Ending Dec. 31	Total	1st Quarter Ending March 31	2nd Quarter Ending June 30	3rd Quarter Ending Sep. 30	4th Quarter Ending Dec. 31	Total	Unreleased Appropriations	Unobligated Allotment	Unpaid Obligations (14-19) = (22+23)		
																						Due and Demandable	Not Yet Due and Demandable	
Expenses	5021003000	50,000.00		50,000.00	50,000.00			50,000.00	33,000.00				33,000.00	33,000.00				33,000.00						
Extraordinary and Miscellaneous Expenses	5021003000	50,000.00		50,000.00	50,000.00			50,000.00	33,000.00				33,000.00	33,000.00				33,000.00			17,000.00			
Professional Services	5021100000	12,697,716.09		12,697,716.09	12,697,716.09			12,697,716.09	615,239.23	2,718,700.18			3,333,939.41	599,528.30	2,723,700.18			3,322,228.48			5,983,776.66		10,710.93	
Legal Services	5021101000	412,000.00		412,000.00	412,000.00			412,000.00	101,000.00				101,000.00	99,000.00				99,000.00			311,000.00		2,000.00	
Consultancy Services	5021103000	796,150.00		796,150.00	796,150.00			796,150.00	101,000.00				101,000.00	99,000.00				99,000.00			311,000.00		2,000.00	
Other Professional Services	5021199000	11,489,566.09		11,489,566.09	11,489,566.09			11,489,566.09	514,239.23	2,718,700.18			3,232,939.41	500,528.30	2,723,700.18			3,224,228.48			8,256,628.66		8,710.93	
General Services	5021200000	9,470,736.28		9,470,736.28	9,470,736.28			9,470,736.28	528,405.04	2,809,013.14			3,337,418.18	463,347.96	2,674,070.20			3,137,418.18			6,333,318.10			
Janitorial Services	5021202000	1,797,030.05		1,797,030.05	1,797,030.05			1,797,030.05	258,192.92	289,013.14			547,206.06	193,135.86	354,070.20			547,206.06			1,249,823.99			
Security Services	5021203000	2,844,727.41		2,844,727.41	2,844,727.41			2,844,727.41	234,546.38				234,546.38	234,546.38				234,546.38			2,710,181.03			
Other General Services	5021299000	4,728,978.82		4,728,978.82	4,728,978.82			4,728,978.82	35,665.74	2,320,000.00			2,355,665.74	35,665.74	2,320,000.00			2,355,665.74			2,573,313.08			
Repairs and Maintenance	5021300000	7,597,403.77		7,597,403.77	7,597,403.77			7,597,403.77	112,090.00	59,668.50			171,668.50	39,200.00	109,968.50			149,168.50			7,425,735.27		22,500.00	
Repairs and Maintenance - Buildings and Other Structures	5021304000	1,800,000.00		1,800,000.00	1,800,000.00			1,800,000.00													1,800,000.00			
Buildings	5021304001	1,800,000.00		1,800,000.00	1,800,000.00			1,800,000.00													1,800,000.00			
Repairs and Maintenance - Machinery and Equipment	5021305000	4,363,230.90		4,363,230.90	4,363,230.90			4,363,230.90	112,000.00	59,668.50			171,668.50	39,200.00	109,968.50			149,168.50			4,181,562.40		22,500.00	
Office Equipment	5021305002	402,535.75		402,535.75	402,535.75			402,535.75		59,668.50			59,668.50		59,668.50			59,668.50			342,867.25			
Information and Communication Technology Equipment	5021305003	2,552,357.47		2,552,357.47	2,552,357.47			2,552,357.47													2,552,357.47			
Technical and Scientific Equipment	5021305014	778,337.88		778,337.88	778,337.88			778,337.88	112,000.00				112,000.00	39,200.00	50,300.00			89,500.00			666,337.88		22,500.00	
Other Machinery and Equipment	5021305099	630,000.00		630,000.00	630,000.00			630,000.00													630,000.00			
Repairs and Maintenance - Transportation Equipment	5021306000	1,369,172.87		1,369,172.87	1,369,172.87			1,369,172.87													1,369,172.87			
Motor Vehicles	5021306001	1,369,172.87		1,369,172.87	1,369,172.87			1,369,172.87													1,369,172.87			
Repairs and Maintenance - Furniture and Fixtures	5021307000	65,000.00		65,000.00	65,000.00			65,000.00													65,000.00			
Repairs and Maintenance - Furniture and Fixtures	5021307000	65,000.00		65,000.00	65,000.00			65,000.00													65,000.00			
Financial Assistance/Subsidy	5021400000	2,540,000.00		2,540,000.00	2,540,000.00			2,540,000.00													2,540,000.00			
Subsidies - Others	5021499000	2,540,000.00		2,540,000.00	2,540,000.00			2,540,000.00													2,540,000.00			
Subsidies - Others	5021499000	2,540,000.00		2,540,000.00	2,540,000.00			2,540,000.00													2,540,000.00			
Taxes, Insurance Premiums and Other Fees	5021600000	2,154,642.10		2,154,642.10	2,154,642.10			2,154,642.10		5,375.00			5,375.00		5,375.00			5,375.00			2,149,167.10			
Taxes, Duties and Licenses	5021501000	1,708,073.62		1,708,073.62	1,708,073.62			1,708,073.62													1,708,073.62			
Taxes, Duties and Licenses	5021501001	1,708,073.62		1,708,073.62	1,708,073.62			1,708,073.62													1,708,073.62			
Fidelity Bond Premiums	5021502000	36,746.25		36,746.25	36,746.25			36,746.25		5,375.00			5,375.00		5,375.00			5,375.00			31,371.25			
Fidelity Bond Premiums	5021502000	36,746.25		36,746.25	36,746.25			36,746.25		5,375.00			5,375.00		5,375.00			5,375.00			31,371.25			
Insurance Expenses	5021503000	409,722.23		409,722.23	409,722.23			409,722.23													409,722.23			
Insurance Expenses	5021503000	409,722.23		409,722.23	409,722.23			409,722.23													409,722.23			
Other Maintenance and Operating Expenses	5029900000	52,167,647.37		52,167,647.37	52,167,647.37			52,167,647.37	3,796,731.06	5,002,071.32			8,798,802.38	3,123,822.58	1,039,247.61			4,163,070.19			43,368,844.89		4,635,732.19	
Advertising Expenses	5029901000	800,000.00		800,000.00	800,000.00			800,000.00													800,000.00			
Advertising Expenses	5029901000	800,000.00		800,000.00	800,000.00			800,000.00													800,000.00			
Printing and Publication Expenses	5029902000	2,959,266.00		2,959,266.00	2,959,266.00			2,959,266.00													2,959,266.00			
Printing and Publication Expenses	5029902000	2,959,266.00		2,959,266.00	2,959,266.00			2,959,266.00													2,959,266.00			
Representation Expenses	5029903000	5,544,035.08		5,544,035.08	5,544,035.08			5,544,035.08	3,426,788.98	731,432.06			4,158,221.04	2,842,664.18	928,064.73			3,770,728.91			1,385,814.04		387,492.13	
Representation Expenses	5029903000	5,544,035.08		5,544,035.08	5,544,035.08			5,544,035.08	3,426,788.98	731,432.06			4,158,221.04	2,842,664.18	928,064.73			3,770,728.91			1,385,814.04		387,492.13	
Transportation and Delivery Expenses	5029904000	500,000.00		500,000.00	500,000.00			500,000.00					32,726.40					32,726.40			467,273.60		32,726.40	
Transportation and Delivery Expenses	5029904000	500,000.00		500,000.00	500,000.00			500,000.00					32,726.40					32,726.40			467,273.60		32,726.40	
Rent/Lease Expenses	5029905000	6,575,226.46		6,575,226.46	6,575,226.46			6,575,226.46	22,400.00	4,237,912.86			4,260,312.86	22,400.00	22,400.00			44,800.00			2,314,913.60		4,215,512.86	
Rents - Building and Structures	5029905001	4,712,557.29		4,712,557.29	4,712,557.29			4,712,557.29	22,400.00	4,237,912.86			4,260,312.86	22,400.00	22,400.00			44,800.00			2,314,913.60		4,215,512.86	
Rents - Motor Vehicles	5029905003	1,843,609.17		1,843,609.17	1,843,609.17			1,843,609.17													1,843,609.17			
Rents - Equipment	5029905004	19,060.00		19,060.00	19,060.00			19,060.00													19,060.00			
Membership Dues and Contributions to Organizations	5029906000	297,309.83		297,309.83	297,309.83			297,309.83													297,309.83			


Particulars	UACS CODE	Appropriation			Allotments					Current Year Obligations				Current Year Disbursements				Balances		Unpaid Obligations (14-19) + (22+23)				
		Authorized Appropriation	Adjustments (Transfer To/From, Realignment)	Adjusted Appropriations	Allotments Received	Adjustments (Withdrawal, Realignment)	Transfer To	Transfer From	Adjusted Total Allotments	1st Quarter Ending March 31	2nd Quarter Ending June 30	3rd Quarter	4th Quarter	Total	1st Quarter Ending March 31	2nd Quarter Ending June 30	3rd Quarter	4th Quarter	Total	Unreissued Appropriations	Unobligated Allotment	Due and Demandable	Not Yet Due and Demandable	
												Ending Sept. 30	Ending Dec. 31				Ending Sept. 30	Ending Dec. 31						
Membership Dues and Contributions to Organizations	5029906000	297,309.83		297,309.83	297,309.83			297,309.83																
Subscription Expenses	5029907000	150,000.00		150,000.00	150,000.00			150,000.00																
Other Subscription Expenses	5029907099	150,000.00		150,000.00	150,000.00			150,000.00	88,782.88					88,782.88		88,782.88								
Donations	5029908000	35,641,810.00		35,641,810.00	35,641,810.00			35,641,810.00	88,782.88					88,782.88		88,782.88								
Donations	5029908000	35,641,810.00		35,641,810.00	35,641,810.00			35,641,810.00																
Capital Outlay	5060000000	1,236,911.87		1,236,911.87	1,236,911.87			1,236,911.87																
Property, Plant and Equipment Outlay	5060400000	1,236,911.87		1,236,911.87	1,236,911.87			1,236,911.87																
Machinery and Equipment Outlay	5060405000	950,445.87		950,445.87	950,445.87			950,445.87																
Office Equipment	5060405002	70,440.00		70,440.00	70,440.00			70,440.00																
Technical and Scientific Equipment	5060405014	880,005.87		880,005.87	880,005.87			880,005.87																
Transportation Equipment Outlay	5060406000	38,786.00		38,786.00	38,786.00			38,786.00																
Motor Vehicles	5060406001	38,786.00		38,786.00	38,786.00			38,786.00																
Furniture, Fixtures and Books Outlay	5060407000	247,880.00		247,880.00	247,880.00			247,880.00																
Furniture and Fixtures	5060407001	247,880.00		247,880.00	247,880.00			247,880.00																
GRAND TOTAL		121,054,649.71		121,054,649.71	121,054,649.71			121,054,649.71	13,967,123.96	12,701,023.53				26,668,147.49	10,115,280.04	10,429,440.94			20,544,720.98			94,366,502.22	6,123,426.51	

Certified Correct: ELISA B. MORALES
Agency Budget Officer
Date:

Certified Correct: ARIZO M. CUDIA
Agency Chief Accountant
Date:

Recommended By: ARACELI A.S. SOLITA
Director, FMS
Date:

Approved By: ALFONSO G. CUSI
Head of Agency or Authorized Representative
Date:



LIST OF ALLOTMENTS AND SUB-ALLOTMENTS

As of the Quarter Ending June 30, 2016

Department: Department of Energy (DOE)

Agency: Office of the Secretary

Operating Unit: N/A

Organization Code (UACS): 090010000000

Fund Cluster: 01 - Regular Agency Fund

Authorization: 02 - Continuing Appropriations

No.	Allotments / Sub-Allotments		Funding Source:			Allotments				Sub-Allotment to Regions/Operating Units					Total Allotments / Net of Sub-allotments				
	Number	Date	Description	UACS Code	PS	MOOE	CO	FINEX	Total	PS	MOOE	CO	FINEX	Total	PS	MOOE	CO	FINEX	Total
1	2	3	4	5	6	7	8	9	10=(6+7+8+9)	11	12	13	14	15=(11+12+13+14)	16	17	18	19	20=(16+17+18)
	A. Allotments Received From DBM																		
1	RA 10651	2015-01-01				119,817,737.84	1,236,911.87		121,054,649.71							119,817,737.84	1,236,911.87		121,054,649.71
	Sub-total					119,817,737.84	1,236,911.87		121,054,649.71							119,817,737.84	1,236,911.87		121,054,649.71
	B. Sub-allotments received from Central Office/Regional Office																		
	Total Allotments					119,817,737.84	1,236,911.87		121,054,649.71							119,817,737.84	1,236,911.87		121,054,649.71
	Summary by Funding Source Code:																		

Certified Correct:

ELISA B. MORALES

Budget Officer

Date:

DEPARTMENT OF ENERGY

Financial Status Report As of June 30, 2016

DEPARTMENT OF ENERGY
Financial Status Report
As of June 30, 2016
(In Thousand Pesos)

Particulars	Approved Appropriation	Released Allotment	Actual Obligation	Balance	% of Utilization
Regular Program - Fund 101					
Current	823,973	846,406	381,830	464,576	45.11
Continuing	-	121,055	26,668	94,387	22.03
Sub-total	823,973	967,461	408,498	558,963	42.22
Foreign-Assisted Projects					
Fund 102 - Continuing	-	2,580,010	-	2,580,010	-
Sub-total	-	2,580,010	-	2,580,010	-
Locally-Funded Projects					
Fund 151 - Current	1,041,966	1,041,966	126,288	915,678	12.12
Sub-total	1,041,966	1,041,966	126,288	915,678	12.12
TOTAL	1,865,939	4,589,437	534,786	4,054,651	11.65

DEPARTMENT OF ENERGY
 Personal Services – Fund 101
 Financial Status Report - Current
 As of June 30, 2016
 (In Thousand Pesos)

Units/Bureaus Services	Approved Appropriation	Released Allotment	Actual Obligation	Balance	% of Utilization
GASS	109,998	90,698	48,410	42,288	53.37
LS	14,521	10,254	4,809	5,445	46.90
ITMS	18,765	18,765	8,292	10,473	44.19
ERTLS	19,244	19,244	8,559	10,685	44.48
EPPB	23,444	23,444	10,807	12,637	46.10
ERDB	19,038	19,038	8,673	10,365	45.56
EUMB	17,537	17,537	7,757	9,780	44.23
EPIMB	22,625	22,625	10,866	11,759	48.03
OIMB	30,162	30,162	13,974	16,188	46.33
REMB	37,829	27,265	12,296	14,969	45.10
VFO	12,300	12,300	5,830	6,470	47.40
MFO	10,894	10,894	5,060	5,834	46.45
LFO	4,425	4,425	2,032	2,393	45.92
Others-PGF		688	688	-	100.00
MPBF		46,248	27,210	19,038	58.83
RLIP	28,533	31,138	15,741	15,397	50.55
Sub-total	369,315	384,725	191,004	193,721	49.65

DEPARTMENT OF ENERGY

Maintenance and Other Operating Expenses – Fund 101

Financial Status Report - Current

As of June 30, 2016

(In Thousand Pesos)

Units/Bureaus Services	Approved Appropriation	Released Allotment	Actual Obligation	Balance	% of Utilization
GASS	180,363	180,363	94,887	85,476	52.61
LS	3,130	3,130	1,264	1,866	40.38
ITMS	20,244	20,244	11,627	8,617	57.43
ERTLS	12,207	12,207	1,252	10,955	10.26
BUB	1,314	1,314	-	1,314	-
EPPB	23,573	23,573	7,458	16,115	31.64
ERDB	7,118	7,118	2,814	4,304	39.53
EUMB	25,558	25,558	2,206	23,352	8.63
EPIMB	33,183	33,183	8,048	25,135	24.25
OIMB	27,523	27,523	17,653	9,870	64.14
REMB	57,269	57,269	4,301	52,968	7.51
NBB	2,792	2,792	461	2,331	16.51
NREB	5,139	5,139	685	4,454	13.33
VFO	10,992	10,992	6,621	4,371	60.23
MFO	9,871	9,871	5,093	4,778	51.60
LFO	4,941	4,941	2,744	2,197	55.54
Others:					
Custom Duties	-	7,023	-	7,023	-
Sub-total	425,217	432,240	167,114	265,126	38.66

DEPARTMENT OF ENERGY
 Capital Outlay – Fund 101
 Financial Status Report - Current
 As of June 30, 2016
 (In Thousand Pesos)

Units/Bureaus Services	Approved Appropriation	Released Allotment	Actual Obligation	Balance	% of Utilization
GASS	16,541	16,541	10,812	5,729	65.36
ITMS	12,900	12,900	12,900	-	100.00
Sub-total	29,441	29,441	23,712	5,729	80.54
Total, Current	823,973	846,406	381,830	464,576	45.11

DEPARTMENT OF ENERGY
 Regular Program – Fund 101
 Financial Status Report - Continuing
 As of June 30, 2016
 (In Thousand Pesos)

Particulars	Approved Appropriation	Released Allotment	Actual Obligation	Balance	% of Utilization
Continuing:					
PAMANA	-	3,117	2,320	797	74.43
Regular Programs	-	114,520	24,348	90,172	21.26
BUB Projects	-	2,181	-	90,969	-
Capital Outlay	-	1,237	-	181,141	-
Total, Continuing	-	121,055	26,668	363,079	22.03
TOTAL - Fund 101	823,973	967,461	408,498	558,963	42.22