





Particulars	UACS CODE	Appropriations			Allotments					Current Year Obligations				Current Year Disbursements				Balances								
		Authorized Appropriation	Adjustments (To/From, Realignment)	Adjusted Appropriations	Allotments Received	Adjustments (Withdrawal, Realignment)	Transfer To	Transfer From	Adjusted Total Allotments	1st Quarter Ending March 31	2nd Quarter Ending June 30	3rd Quarter Ending Sept. 30	4th Quarter Ending Dec. 31	Total	1st Quarter Ending March 31	2nd Quarter Ending June 30	3rd Quarter Ending Sept. 30	4th Quarter Ending Dec. 31	Total	Unreleased Appropriations	Unobligated Allotment	Unpaid Obligations (15-26) = (23+24)				
										Due and Demandable	Not Yet Due and Demandable															
Fermentation policies and standards	00003010300000	44,491,000.00		44,491,000.00	44,491,000.00			44,491,000.00	7,269,224.68				7,269,224.68	6,973,282.34					6,973,282.34							
For the oil industry including natural gas	163003010300001	22,518,000.00		22,518,000.00	22,518,000.00			22,518,000.00	6,261,822.40				6,261,822.40	5,965,880.06					5,965,880.06							
PS		13,396,000.00		13,396,000.00	13,396,000.00			13,396,000.00	3,017,647.97				3,017,647.97	3,017,647.97					3,017,647.97							
MOOE		9,122,000.00		9,122,000.00	9,122,000.00			9,122,000.00	3,244,174.43				3,244,174.43	2,948,232.09					2,948,232.09							
CO																										
For labeling and lighting	163003010300002	21,973,000.00		21,973,000.00	21,973,000.00			21,973,000.00	1,007,402.28				1,007,402.28	1,007,402.28					1,007,402.28							
PS		3,939,000.00		3,939,000.00	3,939,000.00			3,939,000.00	874,145.02				874,145.02	874,145.02					874,145.02							
MOOE		18,034,000.00		18,034,000.00	18,034,000.00			18,034,000.00	133,257.26				133,257.26	133,257.26					133,257.26							
MFO 2: PROMOTION OF ENERGY SECTOR INNOVATION	00003020000000	238,746,000.00		238,746,000.00	238,746,000.00			238,746,000.00	25,786,662.18				25,786,662.18	14,586,636.28					14,586,636.28							
Promotion of energy development and conservation	00003020100000	222,322,000.00		222,322,000.00	222,322,000.00			222,322,000.00	25,570,379.74				25,570,379.74	14,407,715.97					14,407,715.97							
Promotion of exploration, development and production of indigenous energy resources (petroleum and coal energy resources)	163003020100001	27,793,000.00		27,793,000.00	27,793,000.00			27,793,000.00	7,420,953.11				7,420,953.11	3,511,980.89					3,511,980.89							
PS		11,820,000.00		11,820,000.00	11,820,000.00			11,820,000.00	2,468,003.38				2,468,003.38	2,468,003.38					2,468,003.38							
MOOE		15,973,000.00		15,973,000.00	15,973,000.00			15,973,000.00	4,952,949.73				4,952,949.73	1,043,977.51					1,043,977.51							
Promotion of alternative fuels and technologies development and utilization, energy efficiency and conservation	163003020100002	78,525,000.00		78,525,000.00	78,525,000.00			78,525,000.00	3,131,951.45				3,131,951.45	3,077,980.14					3,077,980.14							
PS		12,356,000.00		12,356,000.00	12,356,000.00			12,356,000.00	2,667,733.69				2,667,733.69	2,667,733.69					2,667,733.69							
MOOE		66,169,000.00		66,169,000.00	66,169,000.00			66,169,000.00	464,217.76				464,217.76	410,246.45					410,246.45							
CO																										
Promotion of oil industry including natural gas	163003020100003	25,412,000.00		25,412,000.00	25,412,000.00			25,412,000.00	7,419,648.57				7,419,648.57	1,864,928.57					1,864,928.57							
PS		7,463,000.00		7,463,000.00	7,463,000.00			7,463,000.00	1,634,330.96				1,634,330.96	1,634,330.96					1,634,330.96							
MOOE		17,949,000.00		17,949,000.00	17,949,000.00			17,949,000.00	5,785,317.61				5,785,317.61	230,597.61					230,597.61							
CO																										
Promotion of electric power industry	163003020100004	31,268,000.00		31,268,000.00	31,268,000.00			31,268,000.00	3,588,555.93				3,588,555.93	2,066,922.62					2,066,922.62							
PS		7,066,000.00		7,066,000.00	7,066,000.00			7,066,000.00	1,581,432.49				1,581,432.49	1,581,432.49					1,581,432.49							
MOOE		24,202,000.00		24,202,000.00	24,202,000.00			24,202,000.00	2,007,123.44				2,007,123.44	485,490.13					485,490.13							
Promotion of renewable energy resources	163003020100005	59,324,000.00		59,324,000.00	59,324,000.00			59,324,000.00	4,009,670.68				4,009,670.68	3,885,903.75					3,885,903.75							
PS		12,593,000.00		12,593,000.00	12,593,000.00			12,593,000.00	2,681,645.60				2,681,645.60	2,681,645.60					2,681,645.60							
MOOE		46,731,000.00		46,731,000.00	46,731,000.00			46,731,000.00	1,328,025.08				1,328,025.08	1,204,258.15					1,204,258.15							
CO																										
Implementation of the National Biofuels Program	163003020200000	13,091,000.00		13,091,000.00	13,091,000.00			13,091,000.00	124,622.16				124,622.16	120,142.16					120,142.16							
MOOE		13,091,000.00		13,091,000.00	13,091,000.00			13,091,000.00	124,622.16				124,622.16	120,142.16					120,142.16							
CO																										
Implementation of the National Renewable Energy Program	163003020300000	3,333,000.00		3,333,000.00	3,333,000.00			3,333,000.00	71,660.28				71,660.28	57,778.15					57,778.15							
MOOE		3,333,000.00		3,333,000.00	3,333,000.00			3,333,000.00	71,660.28				71,660.28	57,778.15					57,778.15							
MFO 3: ENERGY SECTOR REGULATORY SERVICES	00003030000000	156,000,000.00		156,000,000.00	156,000,000.00			156,000,000.00	37,023,285.65				37,023,285.65	31,136,271.65					31,136,271.65							
Regulation of the energy resources	00003030100000	41,185,000.00		41,185,000.00	41,185,000.00			41,185,000.00	5,484,184.31				5,484,184.31	5,338,662.31					5,338,662.31							
Regulation relating to exploration, development and production of indigenous energy resources through research and scientific, physical and calibration testing	163003030100001	9,937,000.00		9,937,000.00	9,937,000.00			9,937,000.00	1,823,370.08				1,823,370.08	1,879,551.58					1,879,551.58							
PS		6,941,000.00		6,941,000.00	6,941,000.00			6,941,000.00	1,506,579.15				1,506,579.15	1,506,579.15					1,506,579.15							
MOOE		2,996,000.00		2,996,000.00	2,996,000.00			2,996,000.00	414,790.93				414,790.93	370,972.43					370,972.43							
CO																										
Regulations relating to alternative fuels and technologies development and utilization, energy efficiency and conservation	163003030100002	6,677,000.00		6,677,000.00	6,677,000.00			6,677,000.00	1,310,191.03				1,310,191.03	1,310,191.03					1,310,191.03							
PS		6,017,000.00		6,017,000.00	6,017,000.00			6,017,000.00	1,300,261.67				1,300,261.67	1,300,261.67					1,300,261.67							
MOOE		660,000.00		660,000.00	660,000.00			660,000.00	9,929.36				9,929.36	9,929.36					9,929.36							
Regulations relating to exploration, development and production of renewable energy resources	163003030100003	24,571,000.00		24,571,000.00	24,571,000.00			24,571,000.00	2,250,623.20				2,250,623.20	2,148,939.70					2,148,939.70							
PS		8,693,000.00		8,693,000.00	8,693,000.00			8,693,000.00	1,858,366.67				1,858,366.67	1,858,366.67					1,858,366.67							
MOOE		15,878,000.00		15,878,000.00	15,878,000.00			15,878,000.00	392,256.53				392,256.53	290,573.03					290,573.03							
CO																										
Regulation of the energy industry	00003030200000	48,238,000.00		48,238,000.00	48,238,000.00			48,238,000.00	13,165,011.57				13,165,011.57	9,204,123.53					9,204,123.53							
Regulation of oil industry including natural gas	163003030200001	37,459,000.00		37,459,000.00	37,459,000.00			37,459,000.00	12,386,527.27				12,386,527.27	8,531,450.16					8,531,450.16							
PS		21,496,000.00		21,496,000.00	21,496,000.00			21,496,000.00	4,677,952.74				4,677,952.74	4,677,952.74					4,677,952.74							



Particulars	UACS CODE	Appropriations			Allotments						Current Year Obligations				Current Year Disbursements				Balances						
		Authorized Appropriation	Adjustments (To)/From, Realignment)	Adjusted Appropriations	Allotments Received	Adjustments (Withdrawal, Realignment)	Transfer To	Transfer From	Adjusted Total Allotments	1st Quarter Ending March 31	Current Year Obligations			Total	1st Quarter Ending March 31	Current Year Disbursements			Unreleased Appropriations	Unobligated Allotment	Unpaid Obligations (15-20) = (23+24)				
											2nd Quarter Ending June 30	3rd Quarter Ending Sept. 30	4th Quarter Ending Dec. 31			2nd Quarter Ending June 30	3rd Quarter Ending Sept. 30	4th Quarter Ending Dec. 31			Due and Demandable	Not Yet Due and Demandable			
1	2	3	4	5=3+4	6	7	8	9	10=(8)+(7)+(4)+(6)	11	12	13	14	15=(11)+(12)+(13)+(14)	16	17	18	19	20=(16)+(17)+(18)+(19)	21=(5)-(10)	22=(10)-(15)	23	24		
MOOE		8,130,000.00		8,130,000.00	8,130,000.00				8,130,000.00	190,204.06				190,204.06	84,393.15				84,393.15						
CO																									
Extension and enhancement of energy resource exploration, development and utilization; and energy industry management and control activities	0000030303000000	66,577,000.00		66,577,000.00	66,577,000.00				66,577,000.00	18,374,089.77				18,374,089.77	16,595,465.81				16,595,465.81						
Visayas Field Office	1630030303000001	28,361,000.00		28,361,000.00	28,361,000.00				28,361,000.00	8,020,455.42				8,020,455.42	8,020,455.42				8,020,455.42						
PS		18,823,000.00		18,823,000.00	18,823,000.00				18,823,000.00	4,106,979.99				4,106,979.99	4,106,979.99				4,106,979.99						
MOOE		9,538,000.00		9,538,000.00	9,538,000.00				9,538,000.00	3,913,475.43				3,913,475.43	3,913,475.43				3,913,475.43						
CO																									
Mindanao Field Office	1630030303000002	24,437,000.00		24,437,000.00	24,437,000.00				24,437,000.00	6,428,428.28				6,428,428.28	5,260,804.32				5,260,804.32						
PS		16,580,000.00		16,580,000.00	16,580,000.00				16,580,000.00	3,593,828.28				3,593,828.28	3,593,828.28				3,593,828.28						
MOOE		7,857,000.00		7,857,000.00	7,857,000.00				7,857,000.00	2,834,600.00				2,834,600.00	1,666,976.04				1,666,976.04						
Luzon Field Office	1630030303000003	13,779,000.00		13,779,000.00	13,779,000.00				13,779,000.00	3,925,206.07				3,925,206.07	3,314,206.07				3,314,206.07						
PS		7,921,000.00		7,921,000.00	7,921,000.00				7,921,000.00	1,675,634.16				1,675,634.16	1,675,634.16				1,675,634.16						
MOOE		5,858,000.00		5,858,000.00	5,858,000.00				5,858,000.00	2,249,571.91				2,249,571.91	1,638,571.91				1,638,571.91						
CO																									
Sub-Total, Agency-Specific		1,100,786,000.00		1,100,786,000.00	1,093,653,000.00				1,093,653,000.00	164,019,144.52				164,019,144.52	130,570,781.07				130,570,781.07	7,133,000.00					
PS		404,753,000.00		404,753,000.00	397,620,000.00				397,620,000.00	87,491,083.80				87,491,083.80	87,202,228.52				87,202,228.52	7,133,000.00					
MOOE		587,423,000.00		587,423,000.00	587,423,000.00				587,423,000.00	76,528,060.72				76,528,060.72	43,368,552.55				43,368,552.55						
Fin Ex																									
CO		108,610,000.00		108,610,000.00	108,610,000.00				108,610,000.00																
II, Automatic Appropriations																									
Retirement and Life Insurance Premiums	01104102																								
General Administration and Support	0000010000000000	8,856,000.00		8,856,000.00	8,856,000.00				8,856,000.00	1,055,407.44				1,055,407.44	1,055,407.44				1,055,407.44						
General Management and Supervision	1030010001000000	8,856,000.00		8,856,000.00	8,856,000.00				8,856,000.00	1,055,407.44				1,055,407.44	1,055,407.44				1,055,407.44						
PS		8,856,000.00		8,856,000.00	8,856,000.00				8,856,000.00	1,055,407.44				1,055,407.44	1,055,407.44				1,055,407.44						
Support to Operations	0000020000000000	5,250,000.00		5,250,000.00	5,250,000.00				5,250,000.00	875,000.00				875,000.00	875,000.00				875,000.00						
Legal Services	1030020001000000	1,315,000.00		1,315,000.00	1,315,000.00				1,315,000.00	219,166.66				219,166.66	219,166.66				219,166.66						
PS		1,315,000.00		1,315,000.00	1,315,000.00				1,315,000.00	219,166.66				219,166.66	219,166.66				219,166.66						
Information Technology and Data Management Services	1030020002000000	2,166,000.00		2,166,000.00	2,166,000.00				2,166,000.00	361,000.00				361,000.00	361,000.00				361,000.00						
PS		2,166,000.00		2,166,000.00	2,166,000.00				2,166,000.00	361,000.00				361,000.00	361,000.00				361,000.00						
Energy Research Testing and Laboratory Services	1630020003000000	1,769,000.00		1,769,000.00	1,769,000.00				1,769,000.00	294,833.34				294,833.34	294,833.34				294,833.34						
PS		1,769,000.00		1,769,000.00	1,769,000.00				1,769,000.00	294,833.34				294,833.34	294,833.34				294,833.34						
Operations	0000030000000000	21,564,000.00		21,564,000.00	21,564,000.00				21,564,000.00	3,594,000.02				3,594,000.02	3,594,000.02				3,594,000.02						
MFO 1: ENERGY SECTOR POLICY SERVICES	0000030100000000	8,814,000.00		8,814,000.00	8,814,000.00				8,814,000.00	1,469,000.02				1,469,000.02	1,469,000.02				1,469,000.02						
Formulation, updating and monitoring of short, medium and long term national and regional energy policies, plans and programs	1630030101000000	2,733,000.00		2,733,000.00	2,733,000.00				2,733,000.00	455,500.00				455,500.00	455,500.00				455,500.00						
PS		2,733,000.00		2,733,000.00	2,733,000.00				2,733,000.00	455,500.00				455,500.00	455,500.00				455,500.00						
Formulation of policies, plans, and programs	0000030102000000	4,522,000.00		4,522,000.00	4,522,000.00				4,522,000.00	753,666.68				753,666.68	753,666.68				753,666.68						
Exploration, development and production of indigenous energy resources (petroleum and coal energy resources)	1630030102000001	587,000.00		587,000.00	587,000.00				587,000.00	97,833.34				97,833.34	97,833.34				97,833.34						
PS		587,000.00		587,000.00	587,000.00				587,000.00	97,833.34				97,833.34	97,833.34				97,833.34						
Alternative fuels and technologies development and utilization, energy efficiency and conservation	1630030102000002	212,000.00		212,000.00	212,000.00				212,000.00	35,333.34				35,333.34	35,333.34				35,333.34						
PS		212,000.00		212,000.00	212,000.00				212,000.00	35,333.34				35,333.34	35,333.34				35,333.34						
Renewable energy management	1630030102000003	1,566,000.00		1,566,000.00	1,566,000.00				1,566,000.00	261,000.00				261,000.00	261,000.00				261,000.00						
PS		1,566,000.00		1,566,000.00	1,566,000.00				1,566,000.00	261,000.00				261,000.00	261,000.00				261,000.00						
Electric power industry to include expanded rural electrification	1630030102000004	2,157,000.00		2,157,000.00	2,157,000.00				2,157,000.00	359,500.00				359,500.00	359,500.00				359,500.00						
PS		2,157,000.00		2,157,000.00	2,157,000.00				2,157,000.00	359,500.00				359,500.00	359,500.00				359,500.00						
Formulation of policies and standards	0000030103000000	1,559,000.00		1,559,000.00	1,559,000.00				1,559,000.00	259,833.34				259,833.34	259,833.34				259,833.34						
For the oil industry including natural gas	1630030103000001	1,217,000.00		1,217,000.00	1,217,000.00				1,217,000.00	202,833.34				202,833.34	202,833.34				202,833.34						
PS		1,217,000.00		1,217,000.00	1,217,000.00				1,217,000.00	202,833.34				202,833.34	202,833.34				202,833.34						
For labeling and lighting	1630030103000002	342,000.00		342,000.00	342,000.00				342,000.00	57,000.00				57,000.00	57,000.00				57,000.00						
PS		342,000.00		342,000.00	342,000.00				342,000.00	57,000.00															



Particulars	UACS CODE	Appropriations			Allotments					Current Year Obligations				Current Year Disbursements				Balances					
		Authorized Appropriation	Adjustments (Transfer To/From, Realignment)	Adjusted Appropriations	Allotments Received	Adjustments (Withdrawal, Realignment)	Transfer To	Transfer From	Adjusted Total Allotments	1st Quarter	2nd Quarter	3rd Quarter	4th Quarter	Total	1st Quarter	2nd Quarter	3rd Quarter	4th Quarter	Total	Unreleased Appropriations	Unobligated Allotment	Unpaid Obligations (15-20) = (23+24)	
										Ending March 31	Ending June 30	Ending Sept. 30	Ending Dec. 31		Ending March 31	Ending June 30	Ending Sept. 30	Ending Dec. 31				Due and Demandable	Not Yet Due and Demandable
1	2	3	4	5=3-4	6	7	8	9	10=(8+9+4-9)	11	12	13	14	15=(11+12+13+14)	16	17	18	19	20=(16+17+18+19)	21=(5-10)	22=(16-15)	23	24
Promotion of alternative fuels and technologies development and utilization, energy efficiency and conservation	163003020100002	1,109,000.00		1,109,000.00	1,109,000.00				1,109,000.00	184,833.34				184,833.34	184,833.34				184,833.34			924,166.66	
PS		1,109,000.00		1,109,000.00	1,109,000.00				1,109,000.00	184,833.34				184,833.34	184,833.34				184,833.34			924,166.66	
Promotion of oil industry including natural gas	163003020100003	701,000.00		701,000.00	701,000.00				701,000.00	116,833.34				116,833.34	116,833.34				116,833.34			584,166.66	
PS		701,000.00		701,000.00	701,000.00				701,000.00	116,833.34				116,833.34	116,833.34				116,833.34			584,166.66	
Promotion of electric power industry	163003020100004	670,000.00		670,000.00	670,000.00				670,000.00	111,666.66				111,666.66	111,666.66				111,666.66			558,333.34	
PS		670,000.00		670,000.00	670,000.00				670,000.00	111,666.66				111,666.66	111,666.66				111,666.66			558,333.34	
Promotion of renewable energy resources	163003020100005	1,139,000.00		1,139,000.00	1,139,000.00				1,139,000.00	189,833.34				189,833.34	189,833.34				189,833.34			949,166.66	
PS		1,139,000.00		1,139,000.00	1,139,000.00				1,139,000.00	189,833.34				189,833.34	189,833.34				189,833.34			949,166.66	
MFD 3: ENERGY SECTOR REGULATORY SERVICES	000003030000000	8,071,000.00		8,071,000.00	8,071,000.00				8,071,000.00	1,345,166.66				1,345,166.66	1,345,166.66				1,345,166.66			6,725,833.34	
Regulation of the energy resources	000003030100000	1,945,000.00		1,945,000.00	1,945,000.00				1,945,000.00	324,166.66				324,166.66	324,166.66				324,166.66			1,620,833.34	
Regulation relating to exploration, development and production of indigenous energy resources through research and scientific, physical and calibration testing	163003030100001	624,000.00		624,000.00	624,000.00				624,000.00	104,000.00				104,000.00	104,000.00				104,000.00			520,000.00	
PS		624,000.00		624,000.00	624,000.00				624,000.00	104,000.00				104,000.00	104,000.00				104,000.00			520,000.00	
Regulations relating to alternative fuels and technologies development and utilization, energy efficiency and conservation	163003030100002	535,000.00		535,000.00	535,000.00				535,000.00	89,166.66				89,166.66	89,166.66				89,166.66			445,833.34	
PS		535,000.00		535,000.00	535,000.00				535,000.00	89,166.66				89,166.66	89,166.66				89,166.66			445,833.34	
Regulations relating to exploration, development and production of renewable energy resources	163003030100003	786,000.00		786,000.00	786,000.00				786,000.00	131,000.00				131,000.00	131,000.00				131,000.00			655,000.00	
PS		786,000.00		786,000.00	786,000.00				786,000.00	131,000.00				131,000.00	131,000.00				131,000.00			655,000.00	
Regulation of the energy industry	000003030200000	2,219,000.00		2,219,000.00	2,219,000.00				2,219,000.00	369,833.32				369,833.32	369,833.32				369,833.32			1,849,166.68	
Regulation of oil industry including natural gas	163003030200001	1,975,000.00		1,975,000.00	1,975,000.00				1,975,000.00	329,166.66				329,166.66	329,166.66				329,166.66			1,645,833.34	
PS		1,975,000.00		1,975,000.00	1,975,000.00				1,975,000.00	329,166.66				329,166.66	329,166.66				329,166.66			1,645,833.34	
Regulation of electric power industry	163003030200002	244,000.00		244,000.00	244,000.00				244,000.00	40,666.66				40,666.66	40,666.66				40,666.66			203,333.34	
PS		244,000.00		244,000.00	244,000.00				244,000.00	40,666.66				40,666.66	40,666.66				40,666.66			203,333.34	
Extension and enhancement of energy resource exploration, development and utilization, and energy industry management and control activities	000003030300000	3,907,000.00		3,907,000.00	3,907,000.00				3,907,000.00	651,166.68				651,166.68	651,166.68				651,166.68			3,255,833.32	
Visayas Field Office	163003030300001	1,715,000.00		1,715,000.00	1,715,000.00				1,715,000.00	285,833.34				285,833.34	285,833.34				285,833.34			1,429,166.66	
PS		1,715,000.00		1,715,000.00	1,715,000.00				1,715,000.00	285,833.34				285,833.34	285,833.34				285,833.34			1,429,166.66	
Mindanao Field Office	163003030300002	1,494,000.00		1,494,000.00	1,494,000.00				1,494,000.00	249,000.00				249,000.00	249,000.00				249,000.00			1,245,000.00	
PS		1,494,000.00		1,494,000.00	1,494,000.00				1,494,000.00	249,000.00				249,000.00	249,000.00				249,000.00			1,245,000.00	
Luzon Field Office	163003030300003	698,000.00		698,000.00	698,000.00				698,000.00	116,333.34				116,333.34	116,333.34				116,333.34			581,666.66	
PS		698,000.00		698,000.00	698,000.00				698,000.00	116,333.34				116,333.34	116,333.34				116,333.34			581,666.66	
Sub-Total, Automatic Appropriations		35,670,000.00		35,670,000.00	35,670,000.00				35,670,000.00	5,524,407.46				5,524,407.46	5,524,407.46				5,524,407.46			30,145,592.54	
PS		35,670,000.00		35,670,000.00	35,670,000.00				35,670,000.00	5,524,407.46				5,524,407.46	5,524,407.46				5,524,407.46			30,145,592.54	
MOOE																							
Fin Ex																							
CO																							
III. Special Purpose Fund																							
Pension and Gratuity Fund	01101407		1,557,271.00	1,557,271.00	1,557,271.00				1,557,271.00	1,538,686.42				1,538,686.42	1,538,686.42				1,538,686.42			18,584.58	1,538,686.42
Pension and Gratuity Fund	000009080000000		1,557,271.00	1,557,271.00	1,557,271.00				1,557,271.00	1,538,686.42				1,538,686.42	1,538,686.42				1,538,686.42			18,584.58	1,538,686.42
For payment of retirement and terminal leave benefits	282009080200000		1,557,271.00	1,557,271.00	1,557,271.00				1,557,271.00	1,538,686.42				1,538,686.42	1,538,686.42				1,538,686.42			18,584.58	1,538,686.42
PS			1,557,271.00	1,557,271.00	1,557,271.00				1,557,271.00	1,538,686.42				1,538,686.42	1,538,686.42				1,538,686.42			18,584.58	1,538,686.42
Sub-Total, SPF			1,557,271.00	1,557,271.00	1,557,271.00				1,557,271.00	1,538,686.42				1,538,686.42	1,538,686.42				1,538,686.42			18,584.58	1,538,686.42
PS			1,557,271.00	1,557,271.00	1,557,271.00				1,557,271.00	1,538,686.42				1,538,686.42	1,538,686.42				1,538,686.42			18,584.58	1,538,686.42
MOOE																							
Fin Ex																							
CO																							
GRAND TOTAL		1,136,456,000.00	1,557,271.00	1,138,013,271.00	1,138,880,271.00				1,138,880,271.00	171,082,238.40				171,082,238.40	136,095,168.53				136,095,168.53	7,133,000.00	959,798,032.80	34,987,069.87	
PS		440,423,000.00	1,557,271.00	441,980,271.00	434,847,271.00				434,847,271.00	94,554,177.68				94,554,177.68	92,726,835.98				92,726,835.98	7,133,000.00	340,293,083.32	1,827,541.70	
MOOE		587,423,000.00		587,423,000.00	587,423,000.00				587,423,000.00	76,528,060.72				76,528,060.72	43,368,532.55				43,368,532.55			510,894,939.28	33,159,528.17
Fin Ex																							
CO		108,610,000.00		108,610,000.00	108,610,000.00				108,610,000.00														


Certified Correct:


Certified Correct:


Recommended By:

Approved By:

  
ELISA B. MORALES  
Budget Officer  
Date: 26/Apr/2017

  
ARTURO M. CUDIA  
Chief Accountant  
Date:

  
ARACELI A. SOLUTA  
Director, FMS  
Date: 4/27/17

  
ALFONSO B. OROS  
Agency Head/Department  
Date:

*This report was generated using the Unified Reporting System*



Republic of the Philippines  
DEPARTMENT OF ENERGY  
IN REPLYING PLS. CITE:

DOE-AGC-17001840

