





Particulars	UACS CODE	Appropriation			Adjustments					Current Year Measurements					Unliquid Obligations (11-2017 - 03-2018)			
		Authorized Appropriation	Adjusted Appropriation (By/From, Realignment)	Adjusted Appropriations	Adjustments Received	Adjustments (Withdrawal, Realignment)	Transfer To	Transfer From	Adjusted Total Adjustments	1st Quarter Ending March 31	2nd Quarter Ending June 30	3rd Quarter Ending Sept. 30	4th Quarter Ending Dec. 31	Total	Unreleased Appropriations	Unliquidated Allocation	Due and Demandable	Not Yet Due and Demandable
and scientific, physical and calibration testing																		
PS		624,000.00		624,000.00	624,000.00			624,000.00	134,000.00	208,000.00			312,000.00	134,000.00	138,000.00		312,000.00	52,000.00
Regulations relating to alternative fuels and technologies development and utilization, energy efficiency and conservation	163003030100002	535,000.00		535,000.00	535,000.00			535,000.00	88,166.66	176,333.32			267,499.98	88,166.66	133,749.99		267,500.02	44,583.33
PS		535,000.00		535,000.00	535,000.00			535,000.00	88,166.66	176,333.32			267,499.98	88,166.66	133,749.99		267,500.02	44,583.33
Regulations relating to exploration, development and production of renewable energy resources	163003030100003	786,000.00		786,000.00	786,000.00			786,000.00	131,000.00	262,000.00			393,000.00	131,000.00	196,500.00		393,000.00	65,500.00
PS		786,000.00		786,000.00	786,000.00			786,000.00	131,000.00	262,000.00			393,000.00	131,000.00	196,500.00		393,000.00	65,500.00
Regulation of the energy industry	000003030200000	2,219,000.00		2,219,000.00	2,219,000.00			2,219,000.00	369,833.32	739,666.64			1,109,499.96	369,833.32	554,749.99		1,109,500.04	184,916.66
Regulation of oil industry including natural gas	163003030200001	1,875,000.00		1,875,000.00	1,875,000.00			1,875,000.00	329,166.66	658,333.32			987,499.98	329,166.66	493,749.99		987,500.02	164,583.33
PS		1,875,000.00		1,875,000.00	1,875,000.00			1,875,000.00	329,166.66	658,333.32			987,499.98	329,166.66	493,749.99		987,500.02	164,583.33
Regulation of electric power industry	163003030200002	344,000.00		344,000.00	344,000.00			344,000.00	40,666.66	81,333.32			121,999.98	40,666.66	60,999.99		122,000.02	20,333.33
PS		344,000.00		344,000.00	344,000.00			344,000.00	40,666.66	81,333.32			121,999.98	40,666.66	60,999.99		122,000.02	20,333.33
Extension and enhancement of energy resource exploration, development and utilization, and energy industry management and control activities	000003030300000	3,907,000.00		3,907,000.00	3,907,000.00			3,907,000.00	651,166.66	1,302,333.36			1,953,500.04	651,166.66	976,750.02		1,953,499.96	323,583.34
Manila Field Office	163003030300001	1,715,000.00		1,715,000.00	1,715,000.00			1,715,000.00	285,833.34	571,666.68			857,500.02	285,833.34	428,750.01		857,499.98	142,916.67
PS		1,715,000.00		1,715,000.00	1,715,000.00			1,715,000.00	285,833.34	571,666.68			857,500.02	285,833.34	428,750.01		857,499.98	142,916.67
Mindanao Field Office	163003030300002	1,494,000.00		1,494,000.00	1,494,000.00			1,494,000.00	249,000.00	498,000.00			747,000.00	249,000.00	373,500.00		747,000.00	124,500.00
PS		1,494,000.00		1,494,000.00	1,494,000.00			1,494,000.00	249,000.00	498,000.00			747,000.00	249,000.00	373,500.00		747,000.00	124,500.00
Luzon Field Office	163003030300003	698,000.00		698,000.00	698,000.00			698,000.00	116,333.34	232,666.68			349,000.02	116,333.34	174,500.01		348,999.98	58,166.67
PS		698,000.00		698,000.00	698,000.00			698,000.00	116,333.34	232,666.68			349,000.02	116,333.34	174,500.01		348,999.98	58,166.67
Customs duties and taxes, including tax expenditures	9104105																	
General Administration and Support	00001000000000	45,258,312.00		45,258,312.00	45,258,312.00			45,258,312.00		45,258,312.00			45,258,312.00					45,258,312.00
General Management and Supervision	103001000100000	45,258,312.00		45,258,312.00	45,258,312.00			45,258,312.00		45,258,312.00			45,258,312.00					45,258,312.00
MOOE		45,258,312.00		45,258,312.00	45,258,312.00			45,258,312.00		45,258,312.00			45,258,312.00					45,258,312.00
Sub-Total: Automatic Appropriations		35,870,000.00	45,258,312.00	80,828,312.00	80,828,312.00			80,828,312.00	3,324,407.48	58,805,829.68			84,330,337.12	3,324,407.48	10,298,111.82		16,822,919.38	16,507,874.88
PS		35,870,000.00		35,870,000.00	35,870,000.00			35,870,000.00	3,324,407.48	13,547,817.68			18,872,025.12	3,324,407.48	10,298,111.82		16,822,919.38	3,249,505.74
MOOE			45,258,312.00	45,258,312.00	45,258,312.00			45,258,312.00		45,258,312.00			45,258,312.00					45,258,312.00
III. Special Purpose Fund																		
GRAND TOTAL		1,136,456,000.00	91,287,196.00	1,187,743,196.00	1,187,743,196.00			1,187,743,196.00	171,082,236.48	280,338,896.56			431,422,136.96	136,095,168.53	213,545,548.91		349,840,219.44	7,133,000.00
PS		440,423,000.00	6,028,844.00	446,451,844.00	446,451,844.00			446,451,844.00	84,534,177.68	134,105,863.18			228,639,840.86	82,726,835.88	132,022,485.37		224,748,121.93	7,133,000.00
MOOE		387,423,000.00	45,258,312.00	632,681,312.00	632,681,312.00			632,681,312.00	76,538,060.72	136,233,033.38			202,782,296.10	43,368,332.65	81,523,063.54		425,092,097.51	77,871,188.01
CO		108,610,000.00		108,610,000.00	108,610,000.00			108,610,000.00										

Certified Correct:

 ELVA B. MORALES
 Budget Officer
 Date: *

Certified Correct:

 ARTURO M. GUINA
 Chief Accountant
 Date:

Recommended By:

 ARACELI A. SOLITA
 Director, FMS
 Date:

Approved By:

 ALFONSO G. CRUZ
 Agency Head/Department
 Date:



This report was generated using the Unified Reporting System on 22/07/2017 15:22