



In following-up, pls. cite DMS ref #  
**2022-BE-0157968-E**

REPUBLIC OF THE PHILIPPINES  
**DEPARTMENT OF BUDGET AND MANAGEMENT**  
GENERAL SOLANO STREET, SAN MIGUEL, MANILA

**ACKNOWLEDGEMENT RECEIPT**

The **DEPARTMENT OF BUDGET AND MANAGEMENT** hereby acknowledges the receipt of your letter/request which has been uploaded to the DBM-Document Management System and routed to the appropriate office/s with the following information:

Sender: DOE - PERSONAL DELIVERY

Document Title: DOE-FAR 4 OF FUND 101, 151, 171 AND 102 FOR THE MONTH OF NOVEMBER 2022

Document Reference No: 2022-BE-0157968-E

Date and Time Uploaded: Wednesday, December 7, 2022 10:21:54 AM

Uploaded By: CRD RECEIVING ISAY

Routed To: BMB-E WILMOR B. PANAMBO

CC:


Total no of pages received: 1 copy and 4 pages

The determination of the completeness of the documentary requirements submitted, if any, is subject to the evaluation of the technical person in charge.

This receipt is system generated and does not require signature.

Received by:





Republic of the Philippines  
DEPARTMENT OF ENERGY  
(Kagawaran ng Enerhiya)

05 December 2022

**SECRETARY AMENAH F. PANGANDAMAN**  
Department of Budget and Management  
Malacañang, Manila

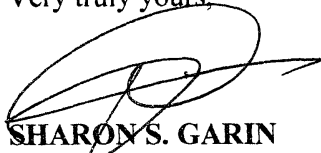
**Attention: OIC-Director Gemma G. Ilagan**  
Budget Management Bureau for Security, Ecological  
Protection, Climate Change Management Sector

Dear **Secretary Pangandaman**:


In compliance with COA-DBM Joint Circular 2019-01 dated 01 January 2019, we are respectfully submitting herewith Monthly Report of Disbursements (MRD) – FAR No. 4 of Fund 101, 151, 171 and 102 for the month of November 2022.

Thank you.

Very truly yours,

  
**SHARON S. GARIN**  
Undersecretary

  
ACAN/HCR



**MONTHLY REPORT OF DISBURSEMENTS**  
For the month of November 2022


Department: Department of Energy (DOE)  
 Agency/Entity: Office of the Secretary  
 Operating Unit: < not applicable >  
 Organization Code (UACS): 09 001 000000  
 Fund Cluster: 01 Regular Agency Fund


Particulars	Current Year Budget					Prior Year's Budget					Current Year's Accounts Payable					Prior Year's Accounts Payable					Trust Liabilities				Grand Total					Remarks
	PS	MOOE	FinEx	CO	TOTAL	PS	MOOE	FinEx	CO	Sub-Total	PS	MOOE	FinEx	CO	Sub-Total	TOTAL	SUB-TOTAL	PS	MOOE	CO	TOTAL	PS	MOOE	FinEx	CO	TOTAL				
	1	2	3	4	5	6	7	8	9	10	11	12	13	14	15	16	17	18	19	20	21	22	23	24	25	26	27	28		
CASH DISBURSEMENTS	90,245,382.69	61,847,326.05	0.00	0.00	152,092,708.74	0.00	531,078.69	0.00	0.00	531,078.69	0.00	0.00	0.00	0.00	0.00	531,078.69	152,623,787.43	0.00	0.00	0.00	0.00	90,245,382.69	62,378,404.74	0.00	0.00	0.00	152,623,787.43			
Notice of Cash Allocation (NCA)	90,245,382.69	61,847,326.05	0.00	0.00	152,092,708.74	0.00	531,078.69	0.00	0.00	531,078.69	0.00	0.00	0.00	0.00	0.00	531,078.69	152,623,787.43	0.00	0.00	0.00	0.00	90,245,382.69	62,378,404.74	0.00	0.00	0.00	152,623,787.43			
MDS Checks Issued	10,912,248.46	28,531,884.21	0.00	0.00	39,444,132.67	0.00	351,925.00	0.00	0.00	351,925.00	0.00	0.00	0.00	0.00	0.00	351,925.00	39,796,057.67	0.00	0.00	0.00	0.00	10,912,248.46	28,883,609.21	0.00	0.00	0.00	39,796,057.67			
Advice to Debit Account	79,333,134.23	33,315,641.84	0.00	0.00	112,648,776.07	0.00	179,153.69	0.00	0.00	179,153.69	0.00	0.00	0.00	0.00	0.00	179,153.69	112,827,929.76	0.00	0.00	0.00	0.00	79,333,134.23	33,494,755.53	0.00	0.00	0.00	112,827,929.76			
Notice of Transfer Allocations (NTA)	0.00	0.00	0.00	0.00	0.00	0.00	0.00	0.00	0.00	0.00	0.00	0.00	0.00	0.00	0.00	0.00	0.00	0.00	0.00	0.00	0.00	0.00	0.00	0.00	0.00	0.00	0.00	0.00		
MDS Checks Issued	0.00	0.00	0.00	0.00	0.00	0.00	0.00	0.00	0.00	0.00	0.00	0.00	0.00	0.00	0.00	0.00	0.00	0.00	0.00	0.00	0.00	0.00	0.00	0.00	0.00	0.00	0.00	0.00	0.00	
Advice to Debit Account	0.00	0.00	0.00	0.00	0.00	0.00	0.00	0.00	0.00	0.00	0.00	0.00	0.00	0.00	0.00	0.00	0.00	0.00	0.00	0.00	0.00	0.00	0.00	0.00	0.00	0.00	0.00	0.00	0.00	
Working Fund for FAPs	0.00	0.00	0.00	0.00	0.00	0.00	0.00	0.00	0.00	0.00	0.00	0.00	0.00	0.00	0.00	0.00	0.00	0.00	0.00	0.00	0.00	0.00	0.00	0.00	0.00	0.00	0.00	0.00	0.00	
Cash Disbursement Ceiling (CDC)	0.00	0.00	0.00	0.00	0.00	0.00	0.00	0.00	0.00	0.00	0.00	0.00	0.00	0.00	0.00	0.00	0.00	0.00	0.00	0.00	0.00	0.00	0.00	0.00	0.00	0.00	0.00	0.00	0.00	
<b>TOTAL CASH DISBURSEMENTS</b>	<b>90,245,382.69</b>	<b>61,847,326.05</b>	<b>0.00</b>	<b>0.00</b>	<b>152,092,708.74</b>	<b>0.00</b>	<b>531,078.69</b>	<b>0.00</b>	<b>0.00</b>	<b>531,078.69</b>	<b>0.00</b>	<b>0.00</b>	<b>0.00</b>	<b>0.00</b>	<b>0.00</b>	<b>531,078.69</b>	<b>152,623,787.43</b>	<b>0.00</b>	<b>0.00</b>	<b>0.00</b>	<b>0.00</b>	<b>90,245,382.69</b>	<b>62,378,404.74</b>	<b>0.00</b>	<b>0.00</b>	<b>0.00</b>	<b>152,623,787.43</b>			
NON-CASH DISBURSEMENTS	4,053,136.08	1,400,649.11	0.00	27,267.51	5,481,052.70	6,750.00	341,192.05	0.00	786,215.25	1,134,157.30	0.00	0.00	0.00	0.00	0.00	1,134,157.30	6,615,210.00	0.00	0.00	0.00	0.00	4,059,886.08	1,741,841.16	0.00	813,482.76	6,615,210.00				
Tax Remittance Advances Issued (TRA)	4,053,136.08	1,400,649.11	0.00	27,267.51	5,481,052.70	6,750.00	341,192.05	0.00	786,215.25	1,134,157.30	0.00	0.00	0.00	0.00	0.00	1,134,157.30	6,615,210.00	0.00	0.00	0.00	0.00	4,059,886.08	1,741,841.16	0.00	813,482.76	6,615,210.00				
Non-Cash Availment Authority (NCAA)	0.00	0.00	0.00	0.00	0.00	0.00	0.00	0.00	0.00	0.00	0.00	0.00	0.00	0.00	0.00	0.00	0.00	0.00	0.00	0.00	0.00	0.00	0.00	0.00	0.00	0.00	0.00	0.00		
Disbursements affected through outright deductions from claims (please specify)	0.00	0.00	0.00	0.00	0.00	0.00	0.00	0.00	0.00	0.00	0.00	0.00	0.00	0.00	0.00	0.00	0.00	0.00	0.00	0.00	0.00	0.00	0.00	0.00	0.00	0.00	0.00	0.00		
Overpayment of expenses (e.g. personnel benefits)	0.00	0.00	0.00	0.00	0.00	0.00	0.00	0.00	0.00	0.00	0.00	0.00	0.00	0.00	0.00	0.00	0.00	0.00	0.00	0.00	0.00	0.00	0.00	0.00	0.00	0.00	0.00	0.00	0.00	
Restitution for loss of government property	0.00	0.00	0.00	0.00	0.00	0.00	0.00	0.00	0.00	0.00	0.00	0.00	0.00	0.00	0.00	0.00	0.00	0.00	0.00	0.00	0.00	0.00	0.00	0.00	0.00	0.00	0.00	0.00	0.00	
Liquidated damages and similar claims	0.00	0.00	0.00	0.00	0.00	0.00	0.00	0.00	0.00	0.00	0.00	0.00	0.00	0.00	0.00	0.00	0.00	0.00	0.00	0.00	0.00	0.00	0.00	0.00	0.00	0.00	0.00	0.00	0.00	
Others (e.g. TEF, BTI, Docs Stamp, etc.)	0.00	0.00	0.00	0.00	0.00	0.00	0.00	0.00	0.00	0.00	0.00	0.00	0.00	0.00	0.00	0.00	0.00	0.00	0.00	0.00	0.00	0.00	0.00	0.00	0.00	0.00	0.00	0.00	0.00	
<b>TOTAL NON-CASH DISBURSEMENTS</b>	<b>4,053,136.08</b>	<b>1,400,649.11</b>	<b>0.00</b>	<b>27,267.51</b>	<b>5,481,052.70</b>	<b>6,750.00</b>	<b>341,192.05</b>	<b>0.00</b>	<b>786,215.25</b>	<b>1,134,157.30</b>	<b>0.00</b>	<b>0.00</b>	<b>0.00</b>	<b>0.00</b>	<b>0.00</b>	<b>1,134,157.30</b>	<b>6,615,210.00</b>	<b>0.00</b>	<b>0.00</b>	<b>0.00</b>	<b>0.00</b>	<b>4,059,886.08</b>	<b>1,741,841.16</b>	<b>0.00</b>	<b>813,482.76</b>	<b>6,615,210.00</b>				
<b>GRAND TOTAL</b>	<b>94,298,518.77</b>	<b>63,247,975.16</b>	<b>0.00</b>	<b>27,267.51</b>	<b>157,573,761.44</b>	<b>6,750.00</b>	<b>872,270.74</b>	<b>0.00</b>	<b>786,215.25</b>	<b>1,665,235.99</b>	<b>0.00</b>	<b>0.00</b>	<b>0.00</b>	<b>0.00</b>	<b>0.00</b>	<b>1,665,235.99</b>	<b>159,238,997.43</b>	<b>0.00</b>	<b>0.00</b>	<b>0.00</b>	<b>0.00</b>	<b>94,305,268.77</b>	<b>64,120,245.90</b>	<b>0.00</b>	<b>813,482.76</b>	<b>159,238,997.43</b>				


**SUMMARY**

Particulars	Previous Report (2)	This Month (3)	As at Date (4)
Total Disbursement Authorities Received	1,081,913,896.39	186,660,221.00	1,268,574,117.39
NCA	992,402,313.00	180,045,011.00	1,172,447,324.00
NTA	0.00	0.00	0.00
Working Fund	0.00	0.00	0.00
TRA	89,511,583.39	6,615,210.00	96,126,793.39
CDC	0.00	0.00	0.00
NCAA	0.00	0.00	0.00
Less: Notice of Transfer of Allocations (NTA) issued	0.00	0.00	0.00
Total Disbursement Authorities Available	1,081,913,896.39	186,660,221.00	1,268,574,117.39
Less:	0.00	0.00	0.00
Lapsed NCA	10,385,046.36	0.00	10,385,046.36
Disbursements	1,063,002,239.47	159,238,997.43	1,222,241,236.90
Less: Other Non-Cash Disbursements	0.00	0.00	0.00
Disbursements affected through outright deductions from claims	0.00	0.00	0.00
Overpayment of expenses (e.g. personnel benefits)	0.00	0.00	0.00
Restitution for loss of government property	0.00	0.00	0.00
Liquidated damages and similar claims	0.00	0.00	0.00
Others (e.g. TEF, BTI, Docs Stamp, etc.)	0.00	0.00	0.00
Add/Less: Adjustments (e.g. cancelled/stated checks)	0.00	0.00	0.00
Balance of Disbursement Authorities as at date	8,526,610.56	27,421,223.57	35,947,834.13
Total Disbursements Program	1,071,528,850.03	186,660,221.00	1,258,189,071.03
Less: Actual Disbursements	1,063,002,239.47	159,238,997.43	1,222,241,236.90
Over/Under spending	8,526,610.56	27,421,223.57	35,947,834.13

Notes: \* The use of NTA is discouraged  
 Notes: \*\* Amounts should tally with the grand total disbursement (column 27).

**Certified Correct:**  
  
 HELEN C. ROLDAN  
 D/C - CHIEF, ACCOUNTING DIVISION  
 Date: 2-Dec-22

**Recommending Approval:**  
  
 AGUSTUS CESAR A. NAVARRO  
 O/C - DIRECTOR, FINANCIAL SERVICES  
 Date: 2-Dec-22

**Approved By:**  
  
 SHARON S. GARIN  
 UNDERSECRETARY  
 Date: 2-Dec-22