

**MONTHLY REPORT OF DISBURSEMENTS**  
For the month of April 2022


Department: Department of Energy (DOE)  
 Agency/Entity: Office of the Secretary  
 Operating Unit: < not applicable >  
 Organization Code (IUACS): 09 001 000000  
 Fund Cluster: 03 Special Account - Locally Funded/Domestic Grants Fund


Particulars	Current Year Budget					Prior Year's Budget					Current Year's Accounts Payable					SUB-TOTAL	Trust Liabilities				Grand Total					Remarks	
	PS	MOOE	FinEx	CO	TOTAL	Prior Year's Accounts Payable					Current Year's Accounts Payable						TOTAL	PS	MOOE	CO	TOTAL	PS	MOOE	FinEx	CO		TOTAL
						PS	MOOE	FinEx	CO	Sub-Total	PS	MOOE	FinEx	CO	Sub-Total												
1	2	3	4	5	6=(2+3+4+5)	7	8	9	10	11=(7+8+9+10)	12	13	14	15	16=(12+13+14+15)	17=(11+16)	18=(8+17)	19	20	21	22=(19+20+21)	23	24	25	26	27=(23+24+25+26)	28
CASH DISBURSEMENTS	0.00	7,408,410.99	0.00	0.00	7,408,410.99	0.00	57,063,772.41	0.00	4,250.00	57,068,022.41	0.00	704,962.52	0.00	277,516,281.43	278,221,243.95	335,289,266.36	342,697,677.35	0.00	0.00	0.00	0.00	0.00	0.00	65,177,145.92	0.00	277,520,531.43	342,697,677.35
Notice of Cash Allocation (NCA)	0.00	7,408,410.99	0.00	0.00	7,408,410.99	0.00	57,063,772.41	0.00	4,250.00	57,068,022.41	0.00	704,962.52	0.00	277,516,281.43	278,221,243.95	335,289,266.36	342,697,677.35	0.00	0.00	0.00	0.00	0.00	0.00	65,177,145.92	0.00	277,520,531.43	342,697,677.35
MDS Checks issued	0.00	0.00	0.00	0.00	0.00	0.00	15,219,023.43	0.00	0.00	15,219,023.43	0.00	0.00	0.00	0.00	0.00	15,219,023.43	15,219,023.43	0.00	0.00	0.00	0.00	0.00	0.00	0.00	0.00	15,219,023.43	0.00
Advice to Debit Account	0.00	7,408,410.99	0.00	0.00	7,408,410.99	0.00	41,844,746.98	0.00	4,250.00	41,848,996.98	0.00	704,962.52	0.00	277,516,281.43	278,221,243.95	320,070,242.93	327,478,653.92	0.00	0.00	0.00	0.00	0.00	0.00	49,958,122.49	0.00	277,520,531.43	327,478,653.92
Notice of Transfer Allocations (NTA)	0.00	0.00	0.00	0.00	0.00	0.00	0.00	0.00	0.00	0.00	0.00	0.00	0.00	0.00	0.00	0.00	0.00	0.00	0.00	0.00	0.00	0.00	0.00	0.00	0.00	0.00	0.00
MDS Checks issued	0.00	0.00	0.00	0.00	0.00	0.00	0.00	0.00	0.00	0.00	0.00	0.00	0.00	0.00	0.00	0.00	0.00	0.00	0.00	0.00	0.00	0.00	0.00	0.00	0.00	0.00	0.00
Advice to Debit Account	0.00	0.00	0.00	0.00	0.00	0.00	0.00	0.00	0.00	0.00	0.00	0.00	0.00	0.00	0.00	0.00	0.00	0.00	0.00	0.00	0.00	0.00	0.00	0.00	0.00	0.00	0.00
Working Fund for FAPs	0.00	0.00	0.00	0.00	0.00	0.00	0.00	0.00	0.00	0.00	0.00	0.00	0.00	0.00	0.00	0.00	0.00	0.00	0.00	0.00	0.00	0.00	0.00	0.00	0.00	0.00	0.00
Cash Disbursement Ceiling (CDC)	0.00	0.00	0.00	0.00	0.00	0.00	0.00	0.00	0.00	0.00	0.00	0.00	0.00	0.00	0.00	0.00	0.00	0.00	0.00	0.00	0.00	0.00	0.00	0.00	0.00	0.00	0.00
<b>TOTAL CASH DISBURSEMENTS</b>	0.00	7,408,410.99	0.00	0.00	7,408,410.99	0.00	57,063,772.41	0.00	4,250.00	57,068,022.41	0.00	704,962.52	0.00	277,516,281.43	278,221,243.95	335,289,266.36	342,697,677.35	0.00	0.00	0.00	0.00	0.00	0.00	65,177,145.92	0.00	277,520,531.43	342,697,677.35
NON-CASH DISBURSEMENTS	0.00	0.00	0.00	0.00	0.00	0.00	0.00	0.00	0.00	0.00	0.00	0.00	0.00	0.00	0.00	0.00	0.00	0.00	0.00	0.00	0.00	0.00	0.00	0.00	0.00	0.00	0.00
Tax Remittance Advances issued (TRA)	0.00	0.00	0.00	0.00	0.00	0.00	0.00	0.00	0.00	0.00	0.00	0.00	0.00	0.00	0.00	0.00	0.00	0.00	0.00	0.00	0.00	0.00	0.00	0.00	0.00	0.00	0.00
Non-Cash Availment Authority (NCAA)	0.00	0.00	0.00	0.00	0.00	0.00	0.00	0.00	0.00	0.00	0.00	0.00	0.00	0.00	0.00	0.00	0.00	0.00	0.00	0.00	0.00	0.00	0.00	0.00	0.00	0.00	0.00
Disbursements effected through outright deductions from claims (please specify )	0.00	0.00	0.00	0.00	0.00	0.00	0.00	0.00	0.00	0.00	0.00	0.00	0.00	0.00	0.00	0.00	0.00	0.00	0.00	0.00	0.00	0.00	0.00	0.00	0.00	0.00	0.00
Overpayment of expenses (e.g. personnel benefits)	0.00	0.00	0.00	0.00	0.00	0.00	0.00	0.00	0.00	0.00	0.00	0.00	0.00	0.00	0.00	0.00	0.00	0.00	0.00	0.00	0.00	0.00	0.00	0.00	0.00	0.00	0.00
Restitution for loss of government property	0.00	0.00	0.00	0.00	0.00	0.00	0.00	0.00	0.00	0.00	0.00	0.00	0.00	0.00	0.00	0.00	0.00	0.00	0.00	0.00	0.00	0.00	0.00	0.00	0.00	0.00	0.00
Liquidated damages and similar claims	0.00	0.00	0.00	0.00	0.00	0.00	0.00	0.00	0.00	0.00	0.00	0.00	0.00	0.00	0.00	0.00	0.00	0.00	0.00	0.00	0.00	0.00	0.00	0.00	0.00	0.00	0.00
Turnover of non-proprietary stamp tax, etc.	0.00	0.00	0.00	0.00	0.00	0.00	0.00	0.00	0.00	0.00	0.00	0.00	0.00	0.00	0.00	0.00	0.00	0.00	0.00	0.00	0.00	0.00	0.00	0.00	0.00	0.00	0.00
<b>TOTAL NON-CASH DISBURSEMENTS</b>	0.00	0.00	0.00	0.00	0.00	0.00	0.00	0.00	0.00	0.00	0.00	0.00	0.00	0.00	0.00	0.00	0.00	0.00	0.00	0.00	0.00	0.00	0.00	0.00	0.00	0.00	0.00
<b>GRAND TOTAL</b>	0.00	7,408,410.99	0.00	0.00	7,408,410.99	0.00	57,063,772.41	0.00	4,250.00	57,068,022.41	0.00	704,962.52	0.00	277,516,281.43	278,221,243.95	335,289,266.36	342,697,677.35	0.00	0.00	0.00	0.00	0.00	0.00	65,177,145.92	0.00	277,520,531.43	342,697,677.35


**SUMMARY**

Particulars	Previous Report	This Month	As at Date
(1)	(2)	(3)	(4)
Total Disbursement Authorities Received	2,691,929.51	374,184,349.00	376,876,278.51
NCA	0.00	374,184,349.00	374,184,349.00
NTA	0.00	0.00	0.00
Working Fund	0.00	0.00	0.00
TRA	2,691,929.51	0.00	2,691,929.51
CDC	0.00	0.00	0.00
NCAA	0.00	0.00	0.00
Less: Notice of Transfer of Allocations (NTA) issued	0.00	0.00	0.00
Total Disbursement Authorities Available	2,691,929.51	374,184,349.00	376,876,278.51
Disbursements	0.00	0.00	0.00
Lapsed NCA	0.00	0.00	0.00
Disbursements	2,691,929.51	342,697,677.35	345,389,606.86
Less: Other Non-Cash Disbursements	0.00	0.00	0.00
Disbursements effected through outright deductions from claims	0.00	0.00	0.00
Overpayment of expenses (e.g. personnel benefits)	0.00	0.00	0.00
Restitution for loss of government property	0.00	0.00	0.00
Liquidated damages and similar claims	0.00	0.00	0.00
Others (e.g. TEF, BTR, Docs Stamp, etc.)	0.00	0.00	0.00
Add: Less Adjustments (e.g. cancelled/stated checks)	0.00	0.00	0.00
Balance of Disbursement Authorities as at date	0.00	31,486,671.65	31,486,671.65
Total Disbursements Program	0.00	374,184,349.00	374,184,349.00
Less: Actual Disbursements	0.00	342,697,677.35	342,697,677.35
(Over)/Under spending	0.00	31,486,671.65	31,486,671.65

Notes: \* The use of NTA is discouraged  
 Notes: \*\* Amounts should tally with the grand total disbursement (column 27).

Certified Correct:  
  
 AGUSTUS CESAR A. NAVARRO  
 CHIEF, ACCOUNTING DIVISION  
 Date: 4-May-22

Recommending Approval:  
  
 ARACELI A. S. SOLUTA  
 DIRECTOR, FINANCIAL SERVICES  
 Date: 4-May-22

Approved By:  
  
 ROBERT B. UY  
 UNDERSECRETARY  
 Date: 4-May-22