



In following-up, pls. cite DMS ref #  
**2023-BE-0030870-E**

REPUBLIC OF THE PHILIPPINES  
**DEPARTMENT OF BUDGET AND MANAGEMENT**  
GENERAL SOLANO STREET, SAN MIGUEL, MANILA

**ACKNOWLEDGEMENT RECEIPT**

The **DEPARTMENT OF BUDGET AND MANAGEMENT** hereby acknowledges the receipt of your letter/request which has been uploaded to the DBM-Document Management System and routed to the appropriate office/s with the following information:

Sender: DOE - PERSONAL DELIVERY  
Document Title: DOE-FAR 4 OF FUND 101, 151,171 AND 102 FOR THE MONTH OF FEBRUARY 2023  
Document Reference No: 2023-BE-0030870-E  
Date and Time Uploaded: Thursday, March 9, 2023 3:11:47 PM  
Uploaded By: CRD RECEIVING RACHEL ANN  
Routed To: BMB-E WILMOR B. PANAMBO  
cc:  
Total no. of pages received: 1 copy And 4 pages

The determination of the completeness of the documentary requirements submitted, if any, is subject to the evaluation of the technical person in charge.

This receipt is system generated and does not require signature.

Received by:



DOCUMENT  
MANAGEMENT  
SYSTEM



Republic of the Philippines  
**DEPARTMENT OF ENERGY**  
(Kagawaran ng Enerhiya)

03 March 2023

**SECRETARY AMENAH F. PANGANDAMAN**  
Department of Budget and Management  
Malacañang, Manila

**Attention: OIC-Director Gemma G. Ilagan**  
Budget Management Bureau for Security, Ecological  
Protection, Climate Change Management Sector

Dear **Secretary Pangandaman**:

In compliance with COA-DBM Joint Circular 2019-01 dated 01 January 2019, we are respectfully submitting herewith Monthly Report of Disbursements (MRD) – FAR No. 4 of Fund 101, 151, 171 and 102 for the month of February 2023.

Thank you.

Very truly yours,

  
**SHARON S. GARIN**  
Undersecretary

*for*  
ACAN/HCR



**MONTHLY REPORT OF DISBURSEMENTS**  
For the month of February 2023


Department : Department of Energy (DOE)  
 Agency/Entity : Office of the Secretary  
 Operating Unit : < not applicable >  
 Organization Code (UAOS) : 89 001 000000  
 Fund Cluster : 01 Regular Agency Fund


Particulars	Current Year Budget					Prior Year's Budget											Trust Liabilities					Remarks										
	PS	MOOE	FinEx	CO	TOTAL	Prior Year's Accounts Payable					Current Year's Accounts Payable						TOTAL	SUB-TOTAL	Trust Liabilities													
						PS	MOOE	FinEx	CO	Sub-Total	PS	MOOE	FinEx	CO	Sub-Total	PS			MOOE	CO	TOTAL											
1	2	3	4	5	6=(2+3+4+5)	7	8	9	10	11=(7+8+9+10)	12	13	14	15	16=(12+13+14+15)	17=(11+16)	18=(8+17)	19	20	21	22=(19+20+21)	23	24	25	26	27=(23+24+25+26)	28					
CASH DISBURSEMENTS	41,344,954.46	15,928,449.73	0.00	0.00	57,273,404.19	2,607,560.15	24,056,195.90	0.00	206,750.00	26,870,506.05	0.00	0.00	0.00	0.00	0.00	26,870,506.05	84,143,910.24	0.00	0.00	0.00	0.00	43,992,514.61	39,984,645.03	0.00	206,750.00	84,143,910.24						
Notice of Cash Allocation (NCA)	41,344,954.46	15,928,449.73	0.00	0.00	57,273,404.19	2,607,560.15	24,056,195.90	0.00	206,750.00	26,870,506.05	0.00	0.00	0.00	0.00	0.00	26,870,506.05	84,143,910.24	0.00	0.00	0.00	0.00	43,992,514.61	39,984,645.03	0.00	206,750.00	84,143,910.24						
MDS Checks Issued	185,194.50	528,196.44	0.00	0.00	714,390.94	(14,518.49)	3,491,810.37	0.00	0.00	3,477,291.88	0.00	0.00	0.00	0.00	0.00	3,477,291.88	4,191,682.62	0.00	0.00	0.00	0.00	170,676.01	4,021,006.61	0.00	0.00	4,191,682.62						
Advice to Debit Account	41,159,759.96	15,390,253.29	0.00	0.00	56,550,013.25	2,622,078.64	20,564,385.53	0.00	206,750.00	23,393,214.17	0.00	0.00	0.00	0.00	0.00	23,393,214.17	79,952,227.42	0.00	0.00	0.00	0.00	43,781,838.60	35,983,638.82	0.00	206,750.00	79,952,227.42						
Notice of Transfer Allocations (NTA)	0.00	0.00	0.00	0.00	0.00	0.00	0.00	0.00	0.00	0.00	0.00	0.00	0.00	0.00	0.00	0.00	0.00	0.00	0.00	0.00	0.00	0.00	0.00	0.00	0.00	0.00	0.00					
MDS Checks Issued	0.00	0.00	0.00	0.00	0.00	0.00	0.00	0.00	0.00	0.00	0.00	0.00	0.00	0.00	0.00	0.00	0.00	0.00	0.00	0.00	0.00	0.00	0.00	0.00	0.00	0.00	0.00	0.00				
Advice to Debit Account	0.00	0.00	0.00	0.00	0.00	0.00	0.00	0.00	0.00	0.00	0.00	0.00	0.00	0.00	0.00	0.00	0.00	0.00	0.00	0.00	0.00	0.00	0.00	0.00	0.00	0.00	0.00	0.00	0.00			
Working Fund for PAPs	0.00	0.00	0.00	0.00	0.00	0.00	0.00	0.00	0.00	0.00	0.00	0.00	0.00	0.00	0.00	0.00	0.00	0.00	0.00	0.00	0.00	0.00	0.00	0.00	0.00	0.00	0.00	0.00	0.00	0.00		
Cash Disbursement Ceiling (COC)	0.00	0.00	0.00	0.00	0.00	0.00	0.00	0.00	0.00	0.00	0.00	0.00	0.00	0.00	0.00	0.00	0.00	0.00	0.00	0.00	0.00	0.00	0.00	0.00	0.00	0.00	0.00	0.00	0.00	0.00		
TOTAL CASH DISBURSEMENTS	41,344,954.46	15,928,449.73	0.00	0.00	57,273,404.19	2,607,560.15	24,056,195.90	0.00	206,750.00	26,870,506.05	0.00	0.00	0.00	0.00	0.00	26,870,506.05	84,143,910.24	0.00	0.00	0.00	0.00	43,992,514.61	39,984,645.03	0.00	206,750.00	84,143,910.24						
NON-CASH DISBURSEMENTS	3,299,146.65	312,650.20	0.00	0.00	3,611,896.85	11,021.24	580,601.28	0.00	0.00	591,622.52	0.00	0.00	0.00	0.00	0.00	591,622.52	4,203,319.37	0.00	0.00	0.00	0.00	3,310,167.89	893,151.48	0.00	0.00	4,203,319.37						
Tax Remittance Advices Issued (TRA)	3,299,146.65	312,650.20	0.00	0.00	3,611,896.85	11,021.24	580,601.28	0.00	0.00	591,622.52	0.00	0.00	0.00	0.00	0.00	591,622.52	4,203,319.37	0.00	0.00	0.00	0.00	3,310,167.89	893,151.48	0.00	0.00	4,203,319.37						
Non-Cash Availment Authority (NCAA)	0.00	0.00	0.00	0.00	0.00	0.00	0.00	0.00	0.00	0.00	0.00	0.00	0.00	0.00	0.00	0.00	0.00	0.00	0.00	0.00	0.00	0.00	0.00	0.00	0.00	0.00	0.00	0.00	0.00			
Disbursements effected through outright deductions from claims (blansa singly...)	0.00	0.00	0.00	0.00	0.00	0.00	0.00	0.00	0.00	0.00	0.00	0.00	0.00	0.00	0.00	0.00	0.00	0.00	0.00	0.00	0.00	0.00	0.00	0.00	0.00	0.00	0.00	0.00	0.00	0.00		
Overpayment of expenses(e.g. personal benefits)	0.00	0.00	0.00	0.00	0.00	0.00	0.00	0.00	0.00	0.00	0.00	0.00	0.00	0.00	0.00	0.00	0.00	0.00	0.00	0.00	0.00	0.00	0.00	0.00	0.00	0.00	0.00	0.00	0.00	0.00	0.00	
Restitution for loss of government property	0.00	0.00	0.00	0.00	0.00	0.00	0.00	0.00	0.00	0.00	0.00	0.00	0.00	0.00	0.00	0.00	0.00	0.00	0.00	0.00	0.00	0.00	0.00	0.00	0.00	0.00	0.00	0.00	0.00	0.00	0.00	
Liquidated damages and similar claims	0.00	0.00	0.00	0.00	0.00	0.00	0.00	0.00	0.00	0.00	0.00	0.00	0.00	0.00	0.00	0.00	0.00	0.00	0.00	0.00	0.00	0.00	0.00	0.00	0.00	0.00	0.00	0.00	0.00	0.00	0.00	
Others(TEF, BT, Documentary Stamp Tax, etc.)	0.00	0.00	0.00	0.00	0.00	0.00	0.00	0.00	0.00	0.00	0.00	0.00	0.00	0.00	0.00	0.00	0.00	0.00	0.00	0.00	0.00	0.00	0.00	0.00	0.00	0.00	0.00	0.00	0.00	0.00	0.00	
TOTAL NON-CASH DISBURSEMENTS	3,299,146.65	312,650.20	0.00	0.00	3,611,896.85	11,021.24	580,601.28	0.00	0.00	591,622.52	0.00	0.00	0.00	0.00	0.00	591,622.52	4,203,319.37	0.00	0.00	0.00	0.00	3,310,167.89	893,151.48	0.00	0.00	4,203,319.37						
GRAND TOTAL	44,644,101.11	16,240,999.93	0.00	0.00	60,885,101.04	2,618,581.39	24,636,797.18	0.00	206,750.00	27,462,128.57	0.00	0.00	0.00	0.00	0.00	27,462,128.57	88,347,229.61	0.00	0.00	0.00	0.00	47,262,682.50	40,877,797.11	0.00	206,750.00	88,347,229.61						


**SUMMARY**

Particulars (1)	Previous Report (2)	This Month (3)	As at Date (4)
Total Disbursement Authorities Received	104,756,189.86	89,865,838.37	194,624,028.23
NCA	90,468,000.00	85,662,519.00	176,130,519.00
NTA	0.00	0.00	0.00
Working Fund	0.00	0.00	0.00
TRA	14,290,189.86	4,203,319.37	18,493,509.23
COC	0.00	0.00	0.00
NCAA	0.00	0.00	0.00
Less: Notice of Transfer of Allocations (NTA)* Issued	0.00	0.00	0.00
Total Disbursement Authorities Available	104,756,189.86	89,865,838.37	194,624,028.23
Less:	0.00	0.00	0.00
Lapsed NCA	0.00	0.00	0.00
Disbursements	104,746,239.10	88,347,229.61	193,093,468.71
Less: Other Non-Cash Disbursements	0.00	0.00	0.00
Disbursements effected through outright deductions from claims	0.00	0.00	0.00
Overpayment of expenses(e.g. personal benefits)	0.00	0.00	0.00
Restitution for loss of government property	0.00	0.00	0.00
Liquidated damages and similar claims	0.00	0.00	0.00
Others (e.g. TEF, BT, Docs Stamp, etc.)	0.00	0.00	0.00
Add/Less: Adjustments (e.g. cancelled/voided checks)	0.00	0.00	0.00
Balance of Disbursement Authorities as at date	11,950.76	1,518,608.76	1,530,559.52
Total Disbursements Program	104,756,189.86	89,865,838.37	194,624,028.23
Less: *Actual Disbursements	104,746,239.10	88,347,229.61	193,093,468.71
(Over)/Under spending	11,950.76	1,518,608.76	1,530,559.52

Notes: \* The use of NTA is discouraged  
 Notes: \*\* Amounts should tally with the grand total disbursement (column 27).

Certified Correct:  
  
 HELEN C. ROLDAN  
 OIC - CHIEF, ACCOUNTING DIVISION  
 Date: 3-Mar-23

Recommending Approval:  
  
 AGUSTUS CESAR A. NAVARRO  
 DIRECTOR, FINANCIAL SERVICES  
 Date: 3-Mar-23

Approved By:  
  
 SHARON S. GARIN  
 UNDER SECRETARY  
 Date: 3-Mar-23