


MONTHLY REPORT OF DISBURSEMENTS
For the month of September 2024


Department : Department of Energy (DOE)
 Agency/Entity : Office of the Secretary
 Operating Unit : < not applicable >
 Organization Code : 09 001 000000
 Fund Cluster : 01 - Regular Agency Fund
 (e.g. UACS Fund Cluster: 01-Regular Agency Fund, 02-Foreign Assisted Projects Fund, 03-Special Account-Locally Funded/Domestic Grants Fund, etc.)


Particulars	Current Year Budget				Prior Year's Budget							Current Year's Accounts Payable				SUB-TOTAL		Trust Liabilities				Grand Total		Remarks					
	PS	MOOE	FinEx	CO	PS	MOOE	FinEx	CO	Sub-Total	PS	MOOE	FinEx	CO	Sub-Total	TOTAL	PS	MOOE	CO	TOTAL	PS	MOOE	CO	TOTAL						
1	2	3	4	5	6=(2+3+4+5)	7	8	9	10	11=(7+8+9+10)	12	13	14	15	16=	17=(11+16)	18=(6+17)	19	20	21	22=(19+20+21)	23	24	25	26	27=(23+24+25+26)	28		
CASH DISBURSEMENTS	70,752,981.27	47,305,525.73	0.00	5,604,288.00	123,653,795.00	0.00	10,000.00	0.00	0.00	10,000.00	0.00	0.00	0.00	0.00	0.00	10,000.00	123,673,795.00	0.00	0.00	0.00	0.00	70,752,981.27	47,316,525.73	0.00	5,604,288.00	123,673,795.00			
Notice of Cash Allocation	70,752,981.27	47,305,525.73	0.00	5,604,288.00	123,653,795.00	0.00	10,000.00	0.00	0.00	10,000.00	0.00	0.00	0.00	0.00	0.00	10,000.00	123,673,795.00	0.00	0.00	0.00	0.00	70,752,981.27	47,316,525.73	0.00	5,604,288.00	123,673,795.00			
MDS Checks Issued	54,031.35	9,643,153.64	0.00	3,597,777.68	13,274,962.67	0.00	10,000.00	0.00	0.00	10,000.00	0.00	0.00	0.00	0.00	0.00	10,000.00	13,304,962.67	0.00	0.00	0.00	0.00	54,031.35	9,653,153.64	0.00	3,597,777.68	13,304,962.67			
Advice to Debit Account	70,698,949.92	37,663,372.09	0.00	2,006,510.32	110,368,832.33	0.00	0.00	0.00	0.00	0.00	0.00	0.00	0.00	0.00	0.00	0.00	110,368,832.33	0.00	0.00	0.00	0.00	70,698,949.92	37,663,372.09	0.00	2,006,510.32	110,368,832.33			
Notice of Transfer Allocations	0.00	0.00	0.00	0.00	0.00	0.00	0.00	0.00	0.00	0.00	0.00	0.00	0.00	0.00	0.00	0.00	0.00	0.00	0.00	0.00	0.00	0.00	0.00	0.00	0.00	0.00	0.00		
MDS Checks Issued	0.00	0.00	0.00	0.00	0.00	0.00	0.00	0.00	0.00	0.00	0.00	0.00	0.00	0.00	0.00	0.00	0.00	0.00	0.00	0.00	0.00	0.00	0.00	0.00	0.00	0.00	0.00	0.00	
Advice to Debit Account	0.00	0.00	0.00	0.00	0.00	0.00	0.00	0.00	0.00	0.00	0.00	0.00	0.00	0.00	0.00	0.00	0.00	0.00	0.00	0.00	0.00	0.00	0.00	0.00	0.00	0.00	0.00	0.00	
Working Fund for FAPs	0.00	0.00	0.00	0.00	0.00	0.00	0.00	0.00	0.00	0.00	0.00	0.00	0.00	0.00	0.00	0.00	0.00	0.00	0.00	0.00	0.00	0.00	0.00	0.00	0.00	0.00	0.00	0.00	
Cash Disbursement Ceiling	0.00	0.00	0.00	0.00	0.00	0.00	0.00	0.00	0.00	0.00	0.00	0.00	0.00	0.00	0.00	0.00	0.00	0.00	0.00	0.00	0.00	0.00	0.00	0.00	0.00	0.00	0.00	0.00	
TOTAL CASH	70,752,981.27	47,305,525.73	0.00	5,604,288.00	123,653,795.00	0.00	10,000.00	0.00	0.00	10,000.00	0.00	0.00	0.00	0.00	0.00	10,000.00	123,673,795.00	0.00	0.00	0.00	0.00	70,752,981.27	47,316,525.73	0.00	5,604,288.00	123,673,795.00			
NON-CASH DISBURSEMENTS	3,828,965.54	2,142,580.34	0.00	0.00	5,971,545.88	0.00	205,915.92	0.00	0.00	205,915.92	0.00	0.00	0.00	0.00	0.00	205,915.92	6,177,461.80	0.00	0.00	0.00	0.00	3,828,965.54	2,348,486.28	0.00	0.00	6,177,461.80			
Tax Remittance Advances Issued	3,828,965.54	2,142,580.34	0.00	0.00	5,971,545.88	0.00	205,915.92	0.00	0.00	205,915.92	0.00	0.00	0.00	0.00	0.00	205,915.92	6,177,461.80	0.00	0.00	0.00	0.00	3,828,965.54	2,348,486.28	0.00	0.00	6,177,461.80			
Non-Cash Availment Authority	0.00	0.00	0.00	0.00	0.00	0.00	0.00	0.00	0.00	0.00	0.00	0.00	0.00	0.00	0.00	0.00	0.00	0.00	0.00	0.00	0.00	0.00	0.00	0.00	0.00	0.00	0.00	0.00	
Disbursements effected through outright deductions from claims (please specify)	0.00	0.00	0.00	0.00	0.00	0.00	0.00	0.00	0.00	0.00	0.00	0.00	0.00	0.00	0.00	0.00	0.00	0.00	0.00	0.00	0.00	0.00	0.00	0.00	0.00	0.00	0.00	0.00	
Overpayment of expenses(e.g. personnel benefits)	0.00	0.00	0.00	0.00	0.00	0.00	0.00	0.00	0.00	0.00	0.00	0.00	0.00	0.00	0.00	0.00	0.00	0.00	0.00	0.00	0.00	0.00	0.00	0.00	0.00	0.00	0.00	0.00	
Restitution for loss of government property	0.00	0.00	0.00	0.00	0.00	0.00	0.00	0.00	0.00	0.00	0.00	0.00	0.00	0.00	0.00	0.00	0.00	0.00	0.00	0.00	0.00	0.00	0.00	0.00	0.00	0.00	0.00	0.00	
Liquidated damages and similar claims	0.00	0.00	0.00	0.00	0.00	0.00	0.00	0.00	0.00	0.00	0.00	0.00	0.00	0.00	0.00	0.00	0.00	0.00	0.00	0.00	0.00	0.00	0.00	0.00	0.00	0.00	0.00	0.00	
Others(TEF, BTr, Documentary Stamp Tax, etc.)	0.00	0.00	0.00	0.00	0.00	0.00	0.00	0.00	0.00	0.00	0.00	0.00	0.00	0.00	0.00	0.00	0.00	0.00	0.00	0.00	0.00	0.00	0.00	0.00	0.00	0.00	0.00	0.00	
TOTAL NON-CASH	3,828,965.54	2,142,580.34	0.00	0.00	5,971,545.88	0.00	205,915.92	0.00	0.00	205,915.92	0.00	0.00	0.00	0.00	0.00	205,915.92	6,177,461.80	0.00	0.00	0.00	0.00	3,828,965.54	2,348,486.28	0.00	0.00	6,177,461.80			
GRAND TOTAL	74,581,946.81	49,448,106.07	0.00	5,604,288.00	129,635,340.88	0.00	215,915.92	0.00	0.00	215,915.92	0.00	0.00	0.00	0.00	0.00	215,915.92	129,851,258.80	0.00	0.00	0.00	0.00	74,581,946.81	49,655,021.99	0.00	5,604,288.00	129,851,258.80			

SUMMARY	Particulars (1)	Previous Report (2)	This Month (3)	As at Date (4)
Total Disbursement Authorities Received		1,096,354,940.78	155,770,112.80	1,252,125,053.58
NCA		1,023,900,187.00	149,592,651.00	1,173,492,838.00
NTA		0.00	0.00	0.00
Working Fund		0.00	0.00	0.00
TRA		72,454,753.78	6,177,461.80	78,632,215.58
CDC		0.00	0.00	0.00
NCAA		0.00	0.00	0.00
Less: Notice of Transfer of Allocations (NTA)* issued		0.00	0.00	0.00
Total Disbursement Authorities Available		1,096,354,940.78	155,770,112.80	1,252,125,053.58
Less:		0.00	0.00	0.00
Lapsed NCA		38,667,070.45	133,555,794.34	172,222,864.79
Disbursements		949,750,931.99	129,851,258.80	1,079,602,188.79
Less: Other Non-Cash Disbursements		0.00	0.00	0.00
Disbursements effected through outright deductions from claims		0.00	0.00	0.00
Overpayment of expenses(e.g. personnel benefits)		0.00	0.00	0.00
Restitution for loss of government property		0.00	0.00	0.00
Liquidated damages and similar claims		0.00	0.00	0.00
Others (e.g. TEF, BTr, Docs Stamp, etc.)		0.00	0.00	0.00
Add/Less: Adjustments (e.g. cancelled/dated checks)		0.00	0.00	0.00
Balance of Disbursement Authorities as at date		107,635,838.34	(107,639,938.34)	0.00
Total Disbursements Program		1,096,354,940.78	155,770,112.80	1,252,125,053.58
Less: *Actual Disbursements		949,750,931.99	129,851,258.80	1,079,602,188.79
(Over)/Under spending		146,604,008.79	25,918,858.00	172,522,864.79

Notes: * The use of NTA is discouraged
 Notes: ** Amounts should tally with the grand total disbursement (column 27).

Certified Correct:

 HELEN C. ROLDAN
 OIC-CHIEF, ACCOUNTING DIVISION
 Date: October 3, 2024 07:33 AM

Recommending Approval:

 AGUSTUS CESAR A. NAVARRO
 DIRECTOR III, FINANCIAL SERVICES
 Date: October 3, 2024 07:48 AM

Approved By:

 SHARON S. GARIN
 UNDERSECRETARY
 Date: October 3, 2024 07:50 AM