

MONTHLY REPORT OF DISBURSEMENTS
For the month of September 2024


Department : Department of Energy (DOE)
 Agency/Entity : Office of the Secretary
 Operating Unit : < not applicable >
 Organization Code : 09 001 000000
 Fund Cluster : 03 - Special Account - Locally Funded/Domestic Grants Fund
 (e.g. UACS Fund Cluster: 01-Regular Agency Fund, 02-Foreign Assisted Projects Fund, 03-Special Account-Locally Funded/Domestic Grants Fund, etc.)


Particulars	Current Year Budget					Prior Year's Accounts Payable					Current Year's Accounts Payable					Trust Liabilities				Grand Total			Remarks					
	PS	MOOE	FinEx	CO	TOTAL	PS	MOOE	FinEx	CO	Sub-Total	PS	MOOE	FinEx	CO	Sub-Total	TOTAL	SUB-TOTAL	PS	MOOE	CO	TOTAL	PS		MOOE	FinEx	CO	TOTAL	
1	2	3	4	5	6=(2+3+4+5)	7	8	9	10	11=(7+8+9+10)	12	13	14	15	16=	17=(11+16)	18=(6+17)	19	20	21	22=(19+20+21)	23	24	25	26	27=(23+24+25+2)	28	
CASH DISBURSEMENTS	0.00	55,965,979.54	0.00	17,723,879.39	73,689,858.93	0.00	4,046,365.00	0.00	72,400.00	4,118,765.00	0.00	0.00	0.00	0.00	0.00	4,118,765.00	77,808,623.93	0.00	0.00	0.00	0.00	0.00	60,012,344.54	0.00	17,795,279.39	77,808,623.93		
Notice of Cash Allocation	0.00	55,965,979.54	0.00	17,723,879.39	73,689,858.93	0.00	4,046,365.00	0.00	72,400.00	4,118,765.00	0.00	0.00	0.00	0.00	0.00	4,118,765.00	77,808,623.93	0.00	0.00	0.00	0.00	0.00	60,012,344.54	0.00	17,795,279.39	77,808,623.93		
MDS Checks Issued	0.00	316,000.00	0.00	0.00	316,000.00	0.00	0.00	0.00	0.00	0.00	0.00	0.00	0.00	0.00	0.00	0.00	316,000.00	0.00	0.00	0.00	0.00	0.00	0.00	316,000.00	0.00	0.00	316,000.00	
Advice to Debit Account	0.00	55,649,979.54	0.00	17,723,879.39	73,373,858.93	0.00	4,046,365.00	0.00	72,400.00	4,118,765.00	0.00	0.00	0.00	0.00	0.00	4,118,765.00	77,492,623.93	0.00	0.00	0.00	0.00	0.00	59,696,344.54	0.00	17,795,279.39	77,492,623.93		
Notice of Transfer Allocations	0.00	0.00	0.00	0.00	0.00	0.00	0.00	0.00	0.00	0.00	0.00	0.00	0.00	0.00	0.00	0.00	0.00	0.00	0.00	0.00	0.00	0.00	0.00	0.00	0.00	0.00	0.00	
MDS Checks Issued	0.00	0.00	0.00	0.00	0.00	0.00	0.00	0.00	0.00	0.00	0.00	0.00	0.00	0.00	0.00	0.00	0.00	0.00	0.00	0.00	0.00	0.00	0.00	0.00	0.00	0.00	0.00	
Advice to Debit Account	0.00	0.00	0.00	0.00	0.00	0.00	0.00	0.00	0.00	0.00	0.00	0.00	0.00	0.00	0.00	0.00	0.00	0.00	0.00	0.00	0.00	0.00	0.00	0.00	0.00	0.00	0.00	
Working Fund for FAPs	0.00	0.00	0.00	0.00	0.00	0.00	0.00	0.00	0.00	0.00	0.00	0.00	0.00	0.00	0.00	0.00	0.00	0.00	0.00	0.00	0.00	0.00	0.00	0.00	0.00	0.00	0.00	
Cash Disbursement Ceiling	0.00	0.00	0.00	0.00	0.00	0.00	0.00	0.00	0.00	0.00	0.00	0.00	0.00	0.00	0.00	0.00	0.00	0.00	0.00	0.00	0.00	0.00	0.00	0.00	0.00	0.00	0.00	
TOTAL CASH	0.00	55,965,979.54	0.00	17,723,879.39	73,689,858.93	0.00	4,046,365.00	0.00	72,400.00	4,118,765.00	0.00	0.00	0.00	0.00	0.00	4,118,765.00	77,808,623.93	0.00	0.00	0.00	0.00	0.00	0.00	60,012,344.54	0.00	17,795,279.39	77,808,623.93	
NON-CASH	0.00	382,814.84	0.00	0.00	382,814.84	0.00	0.00	0.00	0.00	0.00	0.00	28,361.41	0.00	103,818.05	132,179.46	132,179.46	514,994.30	0.00	0.00	0.00	0.00	0.00	0.00	411,176.25	0.00	103,818.05	514,994.30	
Tax Remittance Advances	0.00	382,814.84	0.00	0.00	382,814.84	0.00	0.00	0.00	0.00	0.00	0.00	28,361.41	0.00	103,818.05	132,179.46	132,179.46	514,994.30	0.00	0.00	0.00	0.00	0.00	0.00	411,176.25	0.00	103,818.05	514,994.30	
Non-Cash Availment	0.00	0.00	0.00	0.00	0.00	0.00	0.00	0.00	0.00	0.00	0.00	0.00	0.00	0.00	0.00	0.00	0.00	0.00	0.00	0.00	0.00	0.00	0.00	0.00	0.00	0.00	0.00	
Disbursements effected through outright deductions from claims (please specify)	0.00	0.00	0.00	0.00	0.00	0.00	0.00	0.00	0.00	0.00	0.00	0.00	0.00	0.00	0.00	0.00	0.00	0.00	0.00	0.00	0.00	0.00	0.00	0.00	0.00	0.00	0.00	
Overpayment of expenses(e.g. personnel benefits)	0.00	0.00	0.00	0.00	0.00	0.00	0.00	0.00	0.00	0.00	0.00	0.00	0.00	0.00	0.00	0.00	0.00	0.00	0.00	0.00	0.00	0.00	0.00	0.00	0.00	0.00	0.00	
Restitution for loss of government property	0.00	0.00	0.00	0.00	0.00	0.00	0.00	0.00	0.00	0.00	0.00	0.00	0.00	0.00	0.00	0.00	0.00	0.00	0.00	0.00	0.00	0.00	0.00	0.00	0.00	0.00	0.00	
Liquidated damages and similar claims	0.00	0.00	0.00	0.00	0.00	0.00	0.00	0.00	0.00	0.00	0.00	0.00	0.00	0.00	0.00	0.00	0.00	0.00	0.00	0.00	0.00	0.00	0.00	0.00	0.00	0.00	0.00	
Others(TEF, BTr, Documentary Stamp Tax, etc)	0.00	0.00	0.00	0.00	0.00	0.00	0.00	0.00	0.00	0.00	0.00	0.00	0.00	0.00	0.00	0.00	0.00	0.00	0.00	0.00	0.00	0.00	0.00	0.00	0.00	0.00	0.00	
TOTAL NON-CASH	0.00	382,814.84	0.00	0.00	382,814.84	0.00	0.00	0.00	0.00	0.00	0.00	28,361.41	0.00	103,818.05	132,179.46	132,179.46	514,994.30	0.00	0.00	0.00	0.00	0.00	0.00	411,176.25	0.00	103,818.05	514,994.30	
GRAND TOTAL	0.00	56,348,794.38	0.00	17,723,879.39	74,072,673.77	0.00	4,046,365.00	0.00	72,400.00	4,118,765.00	0.00	28,361.41	0.00	103,818.05	132,179.46	4,250,944.46	78,323,618.23	0.00	0.00	0.00	0.00	0.00	0.00	60,423,520.79	0.00	17,900,097.44	78,323,618.23	


SUMMARY

Particulars (1)	Previous Report (2)	This Month (3)	As at Date (4)
Total Disbursement Authorities Received	859,958,741.09	38,994,994.30	898,953,735.39
NCA	539,318,513.00	38,480,000.00	877,798,513.00
NTA	0.00	0.00	0.00
Working Fund	0.00	0.00	0.00
TRA	20,640,228.09	514,994.30	21,155,222.39
CDC	0.00	0.00	0.00
NCAA	0.00	0.00	0.00
Less: Notice of Transfer of Allocations (NTA)* issued	0.00	0.00	0.00
Total Disbursement Authorities Available	859,958,741.09	38,994,994.30	898,953,735.39
Less:	0.00	0.00	0.00
Lapsed NCA	0.00	0.00	0.00
Disbursements	689,704,397.30	78,323,618.23	768,028,005.53
Less: Other Non-Cash Disbursements	0.00	0.00	0.00
Disbursements effected through outright deductions from claims	0.00	0.00	0.00
Overpayment of expenses(e.g. personnel benefits)	0.00	0.00	0.00
Restitution for loss of government property	0.00	0.00	0.00
Liquidated damages and similar claims	0.00	0.00	0.00
Others (e.g. TEF, BTr, Docs Stamp, etc)	0.00	0.00	0.00
Add/Less: Adjustments (e.g. cancelled/staled checks)	0.00	0.00	0.00
Balance of Disbursement Authorities as at date	170,254,353.79	(39,328,623.93)	130,925,729.86
Total Disbursements Program	859,958,741.09	38,994,994.30	898,953,735.39
Less: *Actual Disbursements	689,704,397.30	78,323,618.23	768,028,005.53
(Over)/Under spending	170,254,353.79	(39,328,623.93)	130,925,729.86

Notes: * The use of NTA is discouraged
 Notes: ** Amounts should tally with the grand total disbursement (column 27).

Certified Correct:

 HELEN C. ROLDAN
 OIC-CHIEF, ACCOUNTING DIVISION
 Date: October 3, 2024 07:33 AM

Recommending Approval:

 AGUSTUS CESAR A. NAVARRO
 DIRECTOR III, FINANCIAL SERVICES
 Date: October 3, 2024 07:48 AM

Approved By:

 SHARON S. GARIN
 UNDERSECRETARY
 Date: October 3, 2024 07:50 AM