


QUARTERLY REPORT OF REVENUE AND OTHER RECEIPTS
As at the Quarter Ending December 31, 2023

Department : Department of Energy (DOE)
 Agency/Entity : Office of the Secretary
 Operating Unit : < not applicable >
 Organization Code (UACS) : 09 001 0000000
 Fund Cluster : 01 - Regular Agency Fund


Classification/Sources of Revenue and Other Receipts	UACS CODE	REVENUE TARGET (Annual) per BESF	Actual Revenue and Other Receipts Collections				Cumulative Remittance/Deposits to Date			Variance		Remarks	
			1st Quarter Ending March 31	2nd Quarter Ending June 30	3rd Quarter Ending September 30	4th Quarter Ending December 31	Total	Remittance to BTr	Deposited with AGDB	Total	Amount		%
			4	5	6	7	8=(4+5+6+7)	9	10	11=(9+10)	12=(8-3)		13=(12/3)
Regular Agency Fund		25,000.00	490,833.62	2,416,118.24	1,807,291.04	861,523.35	5,575,766.25	4,160,760.09	0.00	4,160,760.09	5,550,766.25	22,203 %	
Revenue Collections		25,000.00	7,345.15	1,091,451.00	(1,059,199.50)	271,012.61	310,609.26	311,379.26	0.00	311,379.26	285,609.26	1,142 %	
Cash Revenue		25,000.00	7,345.15	1,091,451.00	(1,059,199.50)	271,012.61	310,609.26	311,379.26	0.00	311,379.26	285,609.26	1,142 %	
Non-Tax		25,000.00	7,345.15	1,091,451.00	(1,059,199.50)	271,012.61	310,609.26	311,379.26	0.00	311,379.26	285,609.26	1,142 %	
Other Service Income	4020199099	25,000.00	7,345.15	1,091,451.00	(1,059,199.50)	271,012.61	310,609.26	311,379.26	0.00	311,379.26	285,609.26	1,142 %	
Non-Revenue Collections/Other Receipts		0.00	483,488.47	1,324,667.24	2,866,490.54	590,510.74	5,265,156.99	3,849,380.83	0.00	3,849,380.83	5,265,156.99	0 %	
Non-Cash Revenue		0.00	0.00	38,058.12	1,155,947.45	18,980.30	1,212,985.87	0.00	0.00	0.00	1,212,985.87	0 %	
Collections effected through outright deductions from claims		0.00	0.00	38,058.12	1,155,947.45	18,980.30	1,212,985.87	0.00	0.00	0.00	1,212,985.87	0 %	
Fines and Penalties - Business Income	4020223000	0.00	0.00	38,058.12	1,155,947.45	18,980.30	1,212,985.87	0.00	0.00	0.00	1,212,985.87	0 %	
Cash Receipts		0.00	428,165.85	1,081,878.73	1,689,809.80	528,380.63	3,728,235.01	3,849,380.83	0.00	3,849,380.83	3,728,235.01	0 %	
Others		0.00	428,165.85	1,081,878.73	1,689,809.80	528,380.63	3,728,235.01	3,849,380.83	0.00	3,849,380.83	3,728,235.01	0 %	
Petty Cash	1010102000	0.00	300.62	0.00	0.00	0.00	300.62	300.62	0.00	300.62	300.62	0 %	
Due from National Government Agencies	1030301000	0.00	0.00	770,362.51	1,483,772.93	176,255.28	2,430,390.72	2,565,536.54	0.00	2,565,536.54	2,430,390.72	0 %	
Receivables - Disallowances/Charges	1030501000	0.00	7,000.00	9,500.00	21,500.00	25,000.00	63,000.00	63,000.00	0.00	63,000.00	63,000.00	0 %	
Advances for Operation Expenses	1990101000	0.00	0.00	0.00	0.00	68,047.78	68,047.78	68,047.78	0.00	68,047.78	68,047.78	0 %	
Advances for Special Disbursing Officer	1990103000	0.00	78.12	0.00	0.00	18,672.00	18,750.12	18,750.12	0.00	18,750.12	18,750.12	0 %	
Advances to Officers and Employees	1990104000	0.00	87,907.24	184,241.18	100,394.87	175,865.15	548,408.44	548,408.44	0.00	548,408.44	548,408.44	0 %	
Basic Salary - Civilian	5010101001	0.00	314,738.75	65,306.18	43,742.00	53,056.55	476,843.48	476,843.48	0.00	476,843.48	476,843.48	0 %	
PERA - Civilian	5010201001	0.00	7,834.00	4,586.02	0.00	1,483.87	13,903.89	13,903.89	0.00	13,903.89	13,903.89	0 %	
Other Personnel Benefits	5010499099	0.00	4,874.24	33,852.84	26,000.00	10,000.00	74,727.08	74,727.08	0.00	74,727.08	74,727.08	0 %	
Traveling Expenses - Local	5020101000	0.00	2,820.00	14,000.00	14,400.00	0.00	31,220.00	17,220.00	0.00	17,220.00	31,220.00	0 %	
Landline	5020502002	0.00	2,612.88	0.00	0.00	0.00	2,612.88	2,612.88	0.00	2,612.88	2,612.88	0 %	
Representation Expenses	5029903000	0.00	0.00	30.00	0.00	0.00	30.00	30.00	0.00	30.00	30.00	0 %	
Non-Cash Receipts		0.00	55,322.62	204,730.39	20,733.29	43,149.81	323,936.11	0.00	0.00	0.00	323,936.11	0 %	
Collections effected through outright deductions from claims		0.00	55,322.62	204,730.39	20,733.29	43,149.81	323,936.11	0.00	0.00	0.00	323,936.11	0 %	
Due from National Government Agencies	1030301000	0.00	0.00	68,850.00	0.00	0.00	68,850.00	0.00	0.00	0.00	68,850.00	0 %	
Due from Officers and Employees	1030502000	0.00	0.00	19,133.32	20,733.29	26,899.81	66,766.42	0.00	0.00	0.00	66,766.42	0 %	
Due to Officers and Employees	2010102000	0.00	0.00	96,758.80	0.00	0.00	96,758.80	0.00	0.00	0.00	96,758.80	0 %	
Basic Salary - Civilian	5010101001	0.00	55,322.62	19,988.27	0.00	0.00	75,310.89	0.00	0.00	0.00	75,310.89	0 %	
Other Personnel Benefits	5010499099	0.00	0.00	0.00	0.00	16,250.00	16,250.00	0.00	0.00	0.00	16,250.00	0 %	
GRAND TOTAL		25,000.00	490,833.62	2,416,118.24	1,807,291.04	861,523.35	5,575,766.25	4,160,760.09	0.00	4,160,760.09	5,550,766.25	22,203 %	

This report was generated using the Unified Reporting System on January 31, 2024 3:33 PM. Status : SUBMITTED


Certified Correct:


 HELEN C. ROLDAN
 OIC-CHIEF, ACCOUNTING DIVISION
 Date: 31-Jan-24

Recommending Approval:


 AGUSTUS CESAR A. NAVARRO
 DIRECTOR, FINANCIAL SERVICES
 Date: 31-Jan-24

Approved By:


 SHARON S. GARIN
 UNDERSECRETARY
 Date: 31-Jan-24

This report was generated using the Unified Reporting System on January 31, 2024 3:33 PM. Status : SUBMITTED