

QUARTERLY REPORT OF REVENUE AND OTHER RECEIPTS

As at the Quarter Ending September 30, 2023


Department : Department of Energy (DOE)
 Agency/Entity : Office of the Secretary
 Operating Unit : < not applicable >
 Organization Code (UACS) : 09 001 000000
 Fund Cluster : 03 - Special Account - Locally Funded/Domestic Grants Fund


Classification/Sources of Revenue and Other Receipts	UACS CODE	REVENUE TARGET (Annual) per BESF	Actual Revenue and Other Receipts Collections					Cumulative Remittance/Deposits to Date			Variance		Remarks
			1st Quarter Ending March 31	2nd Quarter Ending June 30	3rd Quarter Ending September 30	4th Quarter Ending December 31	Total	Remittance to BTr	Deposited with AGDB	Total	Amount	%	
			4	5	6	7	8=(4+5+6+7)	9	10	11=(9+10)	12=(8-3)	13=(12/3)	
Special Account - Locally Funded/Domestic Grants Fund		27,835,806,000.00	8,902,461,917.74	5,662,592,908.89	9,760,855,493.94	0.00	24,325,910,320.57	24,333,443,310.89	0.00	24,333,443,310.89	(3,509,895,679.43)	-13 %	
Revenue Collections		27,835,806,000.00	8,900,960,514.80	5,662,586,205.82	9,760,608,258.31	0.00	24,324,154,978.93	24,331,881,775.86	0.00	24,331,881,775.86	(3,511,651,021.07)	-13 %	
Cash Revenue		27,835,806,000.00	8,900,960,514.80	5,662,586,205.82	9,760,608,258.31	0.00	24,324,154,978.93	24,331,881,775.86	0.00	24,331,881,775.86	(3,511,651,021.07)	-13 %	
Non-Tax		27,835,806,000.00	8,900,960,514.80	5,662,586,205.82	9,760,608,258.31	0.00	24,324,154,978.93	24,331,881,775.86	0.00	24,331,881,775.86	(3,511,651,021.07)	-13 %	
Other Permit Fees	4020101099	816,000.00	293,500.00	553,750.00	325,900.00	0.00	1,173,150.00	1,154,150.00	0.00	1,154,150.00	357,150.00	44 %	
Registration Fees	4020102000	0.00	415,450.00	550,350.00	949,450.00	0.00	1,915,250.00	1,840,900.00	0.00	1,840,900.00	1,915,250.00	0 %	
Certification Fees	4020104002	2,823,000.00	2,194,500.00	4,071,800.00	24,936,850.00	0.00	31,203,150.00	31,151,050.00	0.00	31,151,050.00	28,380,150.00	1,005 %	
Licensing Fees	4020106000	0.00	99,000.00	3,854,000.00	28,286,001.00	0.00	32,239,001.00	32,074,501.00	0.00	32,074,501.00	32,239,001.00	0 %	
Other Verification and Authentication Fees	4020111099	298,000.00	21,200.00	15,350.00	62,050.00	0.00	98,600.00	98,050.00	0.00	98,050.00	(199,400.00)	-67 %	
Other Processing Fees	4020113099	16,053,000.00	5,134,151.47	6,356,240.29	8,451,824.27	0.00	19,942,216.03	17,433,114.95	0.00	17,433,114.95	3,889,216.03	24 %	
Fines and Penalties - Service Income	4020114000	5,650,000.00	5,725,505.66	4,298,837.66	7,289,068.68	0.00	17,313,412.00	16,553,327.99	0.00	16,553,327.99	11,663,412.00	206 %	
Other Service Income	4020199099	261,271,000.00	106,029,302.71	64,464,370.62	82,886,291.99	0.00	253,376,965.32	260,216,775.32	0.00	260,216,775.32	(7,894,034.68)	-3 %	
Interest on Advances to GOCCs	4020221002	0.00	10,564.33	3,376.04	0.00	0.00	13,940.37	19,285.31	0.00	19,285.31	13,940.37	0 %	
Other Business Income	4020299099	0.00	0.00	100,800,000.00	0.00	0.00	100,800,000.00	100,800,000.00	0.00	100,800,000.00	100,800,000.00	0 %	
Share from National Wealth	4040101000	27,548,895,000.00	8,781,037,340.63	5,477,621,131.21	9,608,369,800.70	0.00	23,865,028,072.54	23,869,489,399.62	0.00	23,869,489,399.62	(3,683,866,927.46)	-13 %	Collections are gross of 40% LGU shares.
Miscellaneous Income	4060999000	0.00	0.00	0.00	1,051,221.67	0.00	1,051,221.67	1,051,221.67	0.00	1,051,221.67	1,051,221.67	0 %	
Non-Revenue Collections/Other Receipts		0.00	1,501,402.94	6,703.07	247,235.63	0.00	1,755,341.64	1,561,535.03	0.00	1,561,535.03	1,755,341.64	0 %	
Cash Receipts		0.00	1,501,402.94	6,703.07	247,235.63	0.00	1,755,341.64	1,561,535.03	0.00	1,561,535.03	1,755,341.64	0 %	
Others		0.00	1,501,402.94	6,703.07	247,235.63	0.00	1,755,341.64	1,561,535.03	0.00	1,561,535.03	1,755,341.64	0 %	
Due from National Government Agencies	1030301000	0.00	0.00	0.00	31,333.56	0.00	31,333.56	31,333.56	0.00	31,333.56	31,333.56	0 %	
Due from Government-Owned and/or Controlled Corporations	1030302000	0.00	195,387.42	(3,376.04)	0.00	0.00	192,011.38	192,011.38	0.00	192,011.38	192,011.38	0 %	Quarter 2 negative amount pertains to adjustment of collection from Iloilo Ili Electric Cooperative, Inc. P3,376.04 should be recorded as Interest Income.
Due from Local Government Units	1030303000	0.00	8,284.00	0.00	9.15	0.00	8,293.15	8,293.15	0.00	8,293.15	8,293.15	0 %	
Advances for Operation Expenses	1990101000	0.00	918,539.72	0.00	0.00	0.00	918,539.72	918,539.72	0.00	918,539.72	918,539.72	0 %	
Advances for Special Disbursing Officer	1990103000	0.00	0.00	7,737.11	3,202.25	0.00	10,939.36	10,939.36	0.00	10,939.36	10,939.36	0 %	
Advances to Officers and Employees	1990104000	0.00	0.00	2,342.00	212,690.67	0.00	215,032.67	21,226.06	0.00	21,226.06	215,032.67	0 %	
Government Equity	3010101000	0.00	379,191.80	0.00	0.00	0.00	379,191.80	379,191.80	0.00	379,191.80	379,191.80	0 %	


Agency/Entity : Department of Education
 Operating Unit : Office of the Secretary
 Organization Code (UACS) : < not applicable >
 Fund and Cluster : 09 001 0000000
 : 03 - Special Account - Locally Funded/Domestic Grants Fund

Classification/Sources of Revenue and Other Receipts	UACS CODE	REVENUE TARGET (Annual) per BESF	Actual Revenue and Other Receipts Collections				Cumulative Remittance/Deposits to Date			Variance		Remarks	
			1st Quarter Ending March 31	2nd Quarter Ending June 30	3rd Quarter Ending September 30	4th Quarter Ending December 31	Total	Remittance to BTr	Deposited with AGDB	Total	Amount		%
1	2	3	4	5	6	7	8=(4+5+6+7)	9	10	11=(9+10)	12=(8-3)	13=(12/3)	14
RAND TOTAL		27,836,806,000.00	8,902,461,917.74	5,662,592,908.89	9,760,855,493.94	0.00	24,325,910,320.57	24,333,443,310.89	0.00	24,333,443,310.89	(3,609,895,879.43)	-13 %	

Certified Correct:


 ELEN C. ROLDAN
 CHIEF, ACCOUNTING DIVISION
 Date: 3-Oct-23

Recommending Approval:

 AGUSTUS CESAR A. NAVARRO
 DIRECTOR, FINANCIAL SERVICES
 Date: 3-Oct-23

Approved By:

 SHARON S. GARIN
 UNDERSECRETARY
 Date: 3-Oct-23