


QUARTERLY REPORT OF REVENUE AND OTHER RECEIPTS
As at the Quarter Ending December 31, 2024


Department : Department of Energy (DOE)
 Agency/Entity : Office of the Secretary
 Operating Unit : < not applicable >
 Organization Code : 09 001 0000000
 Fund Cluster : 03 - Special Account - Locally Funded/Domestic Grants Fund

Classification/Sources of Revenue and Other Receipts	UACS CODE	REVENUE TARGET (Annual) per BESF	Actual Revenue and Other Receipts Collections					Total	Cumulative Remittance/Deposits to Date			Variance		Remarks
			1st Quarter Ending March 31	2nd Quarter Ending June 30	3rd Quarter Ending September 30	4th Quarter Ending December 31	Remittance to BTr		Deposited with AGDB	Total	Amount	%		
1	2	3	4	5	6	7	8=(4+5+6+7)	9	10	11=(9+10)	12=(8-3)	13=(12/3)	14	
Special Account - Locally Funded/Domestic Revenue Collections		17,632,579,000.00	5,820,870,565.55	5,824,708,654.71	4,419,095,240.02	3,999,020,809.82	20,063,695,270.10	19,461,589,366.48	0.00	19,461,589,366.48	2,431,116,270.10	14 %		
Cash Revenue		17,632,579,000.00	5,818,666,052.59	5,517,931,772.03	4,416,302,040.86	3,996,825,040.34	19,749,724,905.82	19,144,236,973.13	0.00	19,144,236,973.13	2,117,145,905.82	12 %		
Non-Tax		17,632,579,000.00	5,818,666,052.59	5,517,931,772.03	4,416,302,040.86	3,996,825,040.34	19,749,724,905.82	19,144,236,973.13	0.00	19,144,236,973.13	2,117,145,905.82	12 %		
Other Permit Fees	4020101099	892,000.00	396,550.00	219,800.00	228,100.00	206,600.00	1,051,050.00	1,059,650.00	0.00	1,059,650.00	159,050.00	18 %		
Registration Fees	4020102000	1,184,000.00	434,700.00	407,550.00	516,900.00	367,750.00	1,726,900.00	1,792,350.00	0.00	1,792,350.00	542,900.00	46 %		
Certification Fees	4020104002	22,234,000.00	4,763,050.00	4,537,180.00	5,644,325.00	3,404,350.00	18,348,905.00	18,458,505.00	0.00	18,458,505.00	(3,885,095.00)	-17 %		
Licensing Fees	4020106000	23,534,000.00	2,495,100.00	2,922,500.00	3,633,200.00	1,806,000.00	10,856,800.00	10,902,300.00	0.00	10,902,300.00	(12,677,200.00)	-54 %		
Accreditation Fees	4020111001	50,000.00	69,600.00	16,000.00	4,400.00	7,150.00	97,150.00	97,700.00	0.00	97,700.00	47,150.00	94 %		
Other Processing Fees	4020113099	14,677,000.00	8,209,699.61	6,937,807.29	4,725,640.80	3,955,788.92	23,828,936.62	24,502,143.58	0.00	24,502,143.58	9,151,936.62	62 %		
Fines and Penalties - Service Income	4020114000	19,626,000.00	5,550,710.68	4,592,915.01	5,944,432.95	5,928,825.96	22,016,884.60	22,605,083.27	0.00	22,605,083.27	2,390,884.60	12 %		
Other Service Income	4020199099	226,601,000.00	157,250,708.89	262,152,514.05	(180,662,435.74)	5,019,690.00	243,760,477.20	251,221,132.20	0.00	251,221,132.20	17,159,477.20	8 %	This amount is net of the collections for Training Commitment and Development Assistance for 1st and 2nd quarter amounting to P221,391,562.79 (reclassified to Trust Fund)	
Interest on Advances to GOCCs	4020221002	0.00	52,493.29	3,965.74	13,647.85	1,095.77	71,202.65	73,793.74	0.00	73,793.74	71,202.65	0 %		
Share from National Wealth	4040101000	17,323,781,000.00	5,639,443,440.12	5,236,141,539.94	4,576,253,830.00	3,976,127,789.69	19,427,966,599.75	18,813,524,315.34	0.00	18,813,524,315.34	2,104,185,599.75	12 %	This includes 40% Local Government Unit Share	
Non-Revenue Collections/Other Receipts		0.00	2,204,512.96	306,776,882.68	2,793,199.16	2,195,769.48	313,970,364.28	317,352,393.35	0.00	317,352,393.35	313,970,364.28	0 %		
Cash Receipts		0.00	2,204,512.96	306,776,882.68	2,793,199.16	2,195,769.48	313,970,364.28	317,352,393.35	0.00	317,352,393.35	313,970,364.28	0 %		
Others		0.00	2,204,512.96	306,776,882.68	2,793,199.16	2,195,769.48	313,970,364.28	317,352,393.35	0.00	317,352,393.35	313,970,364.28	0 %		
Due from National Government Agencies	1030301000	0.00	23,222.42	543,993.78	46,859.56	0.00	614,075.76	614,075.76	0.00	614,075.76	614,075.76	0 %		
Due from Government-Owned and/or Controlled Corporations	1030302000	0.00	1,903,233.91	306,087,886.25	2,582,285.94	936,766.50	311,510,172.60	311,510,172.60	0.00	311,510,172.60	311,510,172.60	0 %		
Due from Local Government Units	1030303000	0.00	0.00	0.00	122,857.00	0.00	122,857.00	3,192,458.15	0.00	3,192,458.15	122,857.00	0 %		
Advances for Operation Expenses	1990101000	0.00	259,244.63	0.00	0.00	0.00	259,244.63	259,244.63	0.00	259,244.63	259,244.63	0 %		
Advances for Special Disbursing Officer	1990103000	0.00	0.00	121,997.65	0.00	28,651.06	150,648.71	150,648.71	0.00	150,648.71	150,648.71	0 %		
Advances to Officers and Employees	1990104000	0.00	0.00	23,005.00	41,196.66	26,843.92	91,045.58	403,473.50	0.00	403,473.50	91,045.58	0 %		
Government Equity	3010101000	0.00	18,812.00	0.00	0.00	1,203,508.00	1,222,320.00	1,222,320.00	0.00	1,222,320.00	1,222,320.00	0 %		
GRAND TOTAL		17,632,579,000.00	5,820,870,565.55	5,824,708,654.71	4,419,095,240.02	3,999,020,809.82	20,063,695,270.10	19,461,589,366.48	0.00	19,461,589,366.48	2,431,116,270.10	14 %		


Certified Correct:


 HELEN C. ROLDAN
 OIC-CHIEF, ACCOUNTING DIVISION
 Date: January 9, 2025 04:10 PM *HR*

Recommending Approval By:


 AGUSTUS CESAR A. NAVARRO
 DIRECTOR III, FINANCIAL SERVICES
 Date: January 9, 2025 04:11 PM

Approved By:


 SHARON S. GARIN
 UNDERSECRETARY
 Date: January 9, 2025 04:12 PM