

STATEMENT OF APPROPRIATIONS, ALLOTMENTS, OBLIGATIONS, DISBURSEMENTS AND BALANCES  
As at the Quarter Ending December 31, 2021

Department : Department of Energy (DOE)  
Agency/Entity : Office of the Secretary  
Operating Unit : < not applicable >  
Organization Code (UACS) : 09 001 000000  
Fund Cluster : 01 Regular Agency Fund

X Current Year Appropriations  
Supplemental Appropriations  
Continuing Appropriations

(e.g. UACS Fund Cluster: 01-Regular Agency Fund, 02-Foreign Assisted Projects Fund, 03-Special Account-Locally Funded/Domestic Grants Fund, and 04-Special Account-Foreign Assisted/Foreign Grants Fund)

Particulars	UACS CODE	Appropriations			Allotments			Current Year Obligations							Current Year Disbursements					Balances			
		Authorized Appropriations	Adjustments (Transfers To/From, Modification on Augmentations)	Adjusted Appropriations	Allotments Received	Adjustments (Reductions, Modification on Augmentations)	Transfer To	Transfer From	Adjusted Total Allotments	1st Quarter Ending March 31	2nd Quarter Ending June 30	3rd Quarter Ending Sept. 30	4th Quarter Ending Dec. 31	TOTAL	1st Quarter Ending March 31	2nd Quarter Ending June 30	3rd Quarter Ending Sept. 30	4th Quarter Ending Dec. 31	TOTAL	Unreleased Appro	Unobligated Allotments	Unpaid Obligations (15-20) = (23+24)	
		3	4	5=(3+4)	6	7	8	9	10=[(6+)-(7)-8+9]	11	12	13	14	15=(11+12+13+14)	16	17	18	19	20=(16+17+18+19)	21	22	23	24
I. Agency Specific Budget		1,433,302,000.00	0.00	1,433,302,000.00	1,433,302,000.00	0.00	0.00	0.00	1,433,302,000.00	180,498,721.10	312,238,410.90	230,370,824.96	528,205,834.33	1,251,413,991.29	115,339,566.46	237,306,596.45	215,386,387.07	429,797,569.20	967,829,107.18	0.00	181,888,008.71	234,564,864.11	18,990,000.00
General Administration and Support	100000010000000000	474,312,000.00	0.00	474,312,000.00	474,312,000.00	0.00	0.00	0.00	474,312,000.00	96,878,756.17	184,813,399.15	40,306,725.59	134,827,263.74	495,826,144.65	45,875,804.25	114,217,489.82	77,123,728.50	124,764,282.14	361,981,304.71	0.00	18,885,855.35	74,854,839.94	18,990,000.00
General Management and Supervision	100000100001000	470,321,000.00	0.00	470,321,000.00	470,321,000.00	0.00	0.00	0.00	470,321,000.00	91,899,429.85	184,801,725.47	40,306,725.59	134,827,263.74	451,835,144.85	45,875,804.25	110,368,566.18	78,989,558.36	124,764,282.14	358,018,210.91	0.00	18,885,855.35	74,826,833.74	18,990,000.00
PS		209,581,000.00	5,927,882.00	215,508,882.00	209,581,000.00	5,927,882.00	0.00	0.00	215,508,882.00	59,432,550.59	101,504,672.84	8,575,278.98	45,996,379.59	215,508,882.00	32,130,271.84	90,562,157.28	25,269,823.01	51,653,946.79	199,816,298.82	0.00	0.00	15,882,543.08	0.00
MOOE		259,570,000.00	(5,927,882.00)	253,642,118.00	259,570,000.00	(5,927,882.00)	0.00	0.00	253,642,118.00	32,466,879.26	83,097,052.63	31,731,446.61	88,459,886.15	235,755,247.65	13,745,532.41	19,826,408.88	51,719,635.35	73,110,335.35	158,401,911.99	0.00	17,886,870.35	58,363,335.86	18,990,000.00
CO		1,170,000.00	0.00	1,170,000.00	1,170,000.00	0.00	0.00	0.00	1,170,000.00	0.00	0.00	0.00	0.00	371,015.00	0.00	0.00	0.00	0.00	0.00	0.00	798,885.00	371,015.00	0.00
Administration of Personnel Benefits	100000100002000	3,991,000.00	0.00	3,991,000.00	3,991,000.00	0.00	0.00	0.00	3,991,000.00	3,779,326.32	211,673.68	0.00	0.00	3,991,000.00	0.00	3,828,823.66	134,176.14	0.00	3,963,003.80	0.00	0.00	27,996.20	0.00
PS		3,991,000.00	0.00	3,991,000.00	3,991,000.00	0.00	0.00	0.00	3,991,000.00	3,779,326.32	211,673.68	0.00	0.00	3,991,000.00	0.00	3,828,823.66	134,176.14	0.00	3,963,003.80	0.00	0.00	27,996.20	0.00
Sub-Total, General Administration and Support		474,312,000.00	0.00	474,312,000.00	474,312,000.00	0.00	0.00	0.00	474,312,000.00	96,878,756.17	184,813,399.15	40,306,725.59	134,827,263.74	495,826,144.65	45,875,804.25	114,217,489.82	77,123,728.50	124,764,282.14	361,981,304.71	0.00	18,885,855.35	74,854,839.94	18,990,000.00
PS		213,572,000.00	5,927,882.00	219,499,882.00	213,572,000.00	5,927,882.00	0.00	0.00	219,499,882.00	63,211,876.91	101,716,346.52	8,575,278.98	45,996,379.59	219,499,882.00	32,130,271.84	94,391,080.94	25,404,093.15	51,653,946.79	203,579,382.72	0.00	0.00	15,920,489.28	0.00
MOOE		259,570,000.00	(5,927,882.00)	253,642,118.00	259,570,000.00	(5,927,882.00)	0.00	0.00	253,642,118.00	32,466,879.26	83,097,052.63	31,731,446.61	88,459,886.15	235,755,247.65	13,745,532.41	19,826,408.88	51,719,635.35	73,110,335.35	158,401,911.99	0.00	17,886,870.35	58,363,335.86	18,990,000.00
FinEx (If Applicable)		0.00	0.00	0.00	0.00	0.00	0.00	0.00	0.00	0.00	0.00	0.00	0.00	0.00	0.00	0.00	0.00	0.00	0.00	0.00	798,885.00	371,015.00	0.00
CO		1,170,000.00	0.00	1,170,000.00	1,170,000.00	0.00	0.00	0.00	1,170,000.00	0.00	0.00	0.00	0.00	371,015.00	0.00	0.00	0.00	0.00	0.00	0.00	798,885.00	371,015.00	0.00
Support to Operations	20000001000000000	410,068,000.00	0.00	410,068,000.00	410,068,000.00	0.00	0.00	0.00	410,068,000.00	28,058,810.89	47,398,581.54	87,131,136.99	158,293,894.87	300,882,223.89	22,424,375.41	46,452,839.46	36,549,463.80	95,814,566.05	205,041,244.72	0.00	109,185,776.11	95,840,979.17	0.00
Provision of legal advice, legal counselling and legal support to service contract negotiations and hearings; serves as the official legislative liaison to the Congress of the Philippines	200000100001000	29,578,000.00	0.00	29,578,000.00	29,578,000.00	0.00	0.00	0.00	29,578,000.00	4,273,457.62	5,294,863.04	9,017,203.74	10,308,684.64	28,890,009.04	3,882,750.99	5,533,572.26	5,740,987.74	11,307,741.50	26,275,067.49	0.00	687,990.96	2,814,941.55	0.00
PS		24,570,000.00	922,000.00	25,492,000.00	24,570,000.00	922,000.00	0.00	0.00	25,492,000.00	3,801,866.68	4,982,750.02	7,809,868.70	8,797,594.80	25,492,000.00	3,587,500.00	5,183,196.67	5,240,050.62	10,143,329.16	24,134,046.45	0.00	0.00	1,367,953.55	0.00
MOOE		5,008,000.00	(922,000.00)	4,086,000.00	5,008,000.00	(922,000.00)	0.00	0.00	4,086,000.00	371,790.94	311,913.02	1,207,215.04	1,507,090.04	3,398,009.04	125,255.99	350,406.59	500,947.12	1,164,412.34	2,141,021.04	0.00	687,990.96	1,256,988.00	0.00
Formulation of policies, plans and programs relative to information and communications technology, geoinformatics and data information management. Ensures effective deployment, utilization and maintenance of ICT	200000100002000	229,233,000.00	0.00	229,233,000.00	229,233,000.00	0.00	0.00	0.00	229,233,000.00	4,956,189.54	22,572,833.71	13,782,714.85	92,590,990.25	133,902,728.35	4,183,202.97	18,629,422.86	8,292,873.99	22,762,897.34	53,868,197.16	0.00	95,330,371.65	80,034,531.19	0.00
PS		28,238,000.00	1,676,500.00	29,914,500.00	28,238,000.00	1,676,500.00	0.00	0.00	29,914,500.00	4,413,000.02	5,801,790.03	8,154,174.24	11,745,575.71	29,914,500.00	4,027,500.00	5,825,000.01	5,707,174.23	14,245,659.13	29,805,333.37	0.00	0.00	109,166.83	0.00
MOOE		99,713,000.00	(1,676,500.00)	98,036,500.00	99,713,000.00	(1,676,500.00)	0.00	0.00	98,036,500.00	543,189.52	16,971,083.68	5,486,064.61	29,859,374.19	52,859,712.00	155,702.97	12,804,422.85	2,585,699.76	8,362,312.21	23,908,137.79	0.00	45,176,788.00	28,951,874.21	0.00
CO		101,282,000.00	0.00	101,282,000.00	101,282,000.00	0.00	0.00	0.00	101,282,000.00	0.00	0.00	142,476.00	50,986,540.35	51,128,516.35	0.00	0.00	0.00	154,726.00	154,726.00	0.00	50,152,483.65	50,973,790.35	0.00

Department : Department of Energy (DOE)  
 Agency/Entity : Office of the Secretary  
 Operating Unit : < not applicable >  
 Organization Code (UACS) : 09 001 000000  
 Fund Cluster : 01 Regular Agency Fund

X	Current Year Appropriations
	Supplemental Appropriations
	Continuing Appropriations

(e.g. UACS Fund Cluster: 01-Regular Agency Fund, 02-Foreign Assisted Projects Fund, 03-Special Account-Locally Funded/Domestic Grants Fund, and 04-Special Account-Foreign Assisted/Foreign Grants Fund)

Particulars	UACS CODE	Appropriations		Allotments					Current Year Obligations					Current Year Disbursements					Balances				
		Authorized Appropriations	Adjustments/Transfers	Adjusted Appropriations	Allotments Received	Adjustments/Reductions/Modifications/Augmentations	Transfer To	Transfer From	Adjusted Total Allotments	1st Quarter Ending March 31	2nd Quarter Ending June 30	3rd Quarter Ending Sept. 30	4th Quarter Ending Dec. 31	TOTAL	1st Quarter Ending March 31	2nd Quarter Ending June 30	3rd Quarter Ending Sept. 30	4th Quarter Ending Dec. 31	TOTAL	Unreleased Appro	Unobligated Allotments	Unpaid Obligations(16-20)-(21+24)	
		4	5	6	7	8	9	10=[(8)-(9)]	11	12	13	14	15=[(11)+(12)+(13)+(14)]	16	17	18	19	20=[(16)+(17)+(18)+(19)]	21	22	23	24	
Provision and conduct of laboratory services in support of exploration and development of indigenous energy resources, as well as, to promote energy efficiency through research and calibration testing	20000010000000	45,220,000.00	0.00	45,220,000.00	45,220,000.00	0.00	0.00	0.00	45,220,000.00	4,851,906.43	6,193,010.57	12,462,796.96	18,402,037.06	42,909,753.02	4,343,750.00	6,300,285.75	6,348,725.96	18,078,862.35	35,121,744.06	0.00	2,310,246.98	7,788,008.96	0.00
PS		29,779,000.00	258,000.00	30,037,000.00	29,779,000.00	258,000.00	0.00	0.00	30,037,000.00	4,808,866.68	5,939,250.02	8,643,173.10	10,845,910.20	30,037,000.00	4,179,000.00	6,163,916.67	6,077,756.42	13,610,910.28	30,032,083.37	0.00	0.00	4,916.63	0.00
MOOE		15,441,000.00	(258,000.00)	15,183,000.00	15,441,000.00	(258,000.00)	0.00	0.00	15,183,000.00	243,236.75	253,760.56	4,819,625.86	7,556,126.86	12,872,753.02	164,250.00	186,369.08	270,969.54	4,468,072.07	5,069,660.69	0.00	2,310,246.98	7,783,092.33	0.00
Extension and enhancement of energy resource exploration, development and utilization, and energy industry management and control activities in the areas of Luzon, Visayas and Mindanao	20000010000400	106,037,000.00	0.00	106,037,000.00	106,037,000.00	0.00	0.00	0.00	106,037,000.00	13,977,257.10	13,338,074.22	30,868,419.44	36,995,962.72	95,179,733.48	10,204,666.45	15,939,568.58	16,166,866.11	47,465,144.86	89,776,236.01	0.00	10,857,266.52	5,403,497.47	0.00
PS		51,325,000.00	7,451,000.00	58,776,000.00	51,325,000.00	7,451,000.00	0.00	0.00	58,776,000.00	8,021,333.32	10,262,499.98	15,415,363.81	25,076,802.79	58,776,000.00	7,305,000.00	10,860,333.33	10,808,551.98	29,899,781.34	58,783,866.63	0.00	0.00	12,333.37	0.00
MOOE		54,712,000.00	(7,451,000.00)	47,261,000.00	54,712,000.00	(7,451,000.00)	0.00	0.00	47,261,000.00	5,955,923.78	3,075,574.24	15,452,055.53	11,819,179.83	36,403,733.48	2,899,866.45	6,279,225.25	5,258,314.15	17,578,363.52	31,012,569.38	0.00	10,857,266.52	5,391,164.10	0.00
Sub-Total, Support to Operations		410,068,000.00	0.00	410,068,000.00	410,068,000.00	0.00	0.00	0.00	410,068,000.00	28,058,810.89	47,398,561.54	67,131,136.99	158,293,894.67	300,882,223.89	22,424,375.41	46,452,830.46	36,549,483.80	99,614,596.05	205,041,244.72	0.00	106,185,776.11	95,840,879.17	0.00
PS		133,912,000.00	10,307,500.00	144,219,500.00	133,912,000.00	10,307,500.00	0.00	0.00	144,219,500.00	20,844,666.70	26,786,250.05	40,022,899.95	56,465,883.30	144,219,500.00	19,079,900.00	27,832,416.68	27,833,533.23	67,889,679.91	142,736,129.82	0.00	0.00	1,484,370.18	0.00
MOOE		174,874,000.00	(10,307,500.00)	164,566,500.00	174,874,000.00	(10,307,500.00)	0.00	0.00	164,566,500.00	7,114,143.99	20,612,311.49	26,965,961.04	50,841,771.02	106,534,207.54	3,344,875.41	18,620,413.78	8,815,950.57	31,570,160.14	62,151,388.90	0.00	59,032,292.46	43,362,818.64	0.00
FinEx (If Applicable)		0.00	0.00	0.00	0.00	0.00	0.00	0.00	0.00	0.00	0.00	0.00	0.00	0.00	0.00	0.00	0.00	0.00	0.00	0.00	0.00	0.00	0.00
CO		101,282,000.00	0.00	101,282,000.00	101,282,000.00	0.00	0.00	0.00	101,282,000.00	142,476.00	0.00	0.00	50,986,040.35	51,128,516.35	0.00	0.00	0.00	154,726.00	154,726.00	0.00	50,153,483.65	50,973,790.35	0.00
Operations		548,922,000.00	0.00	548,922,000.00	548,922,000.00	0.00	0.00	0.00	548,922,000.00	56,761,154.24	80,626,430.21	127,933,062.38	235,184,975.92	494,905,622.75	47,039,384.80	78,635,267.17	101,713,154.77	205,418,711.61	430,806,557.75	0.00	54,016,377.25	64,099,065.00	0.00
DO : Required energy supply level attained		467,880,000.00	0.00	467,880,000.00	467,880,000.00	0.00	0.00	0.00	467,880,000.00	50,418,898.85	70,883,921.30	108,234,458.45	189,470,069.62	418,807,448.22	42,446,595.41	67,389,704.58	91,158,639.49	178,804,548.86	379,599,488.34	0.00	48,972,551.78	39,307,959.88	0.00
NATIONAL AND REGIONAL ENERGY PLANNING PROGRAM		97,415,000.00	0.00	97,415,000.00	97,415,000.00	0.00	0.00	0.00	97,415,000.00	7,296,513.50	12,525,944.92	19,701,389.71	32,814,204.65	72,341,952.78	6,099,500.28	10,137,837.88	15,172,639.80	32,877,878.88	64,067,856.44	0.00	25,073,947.22	8,253,396.34	0.00
Formulation, updating and monitoring of short, medium and long term national and regional energy policies, plans and programs	31010010000100	97,415,000.00	0.00	97,415,000.00	97,415,000.00	0.00	0.00	0.00	97,415,000.00	7,296,513.50	12,525,944.92	19,701,389.71	32,814,204.65	72,341,952.78	6,099,500.28	10,137,837.88	15,172,639.80	32,877,878.88	64,067,856.44	0.00	25,073,947.22	8,253,396.34	0.00
PS		40,463,000.00	792,000.00	41,255,000.00	40,463,000.00	792,000.00	0.00	0.00	41,255,000.00	6,184,833.32	7,949,749.98	11,715,179.28	15,405,237.44	41,255,000.00	5,835,000.00	8,266,833.33	11,850,505.43	15,598,855.87	41,160,194.63	0.00	0.00	94,805.37	0.00
MOOE		56,853,000.00	(792,000.00)	56,061,000.00	56,853,000.00	(792,000.00)	0.00	0.00	56,061,000.00	1,114,680.18	4,576,194.94	7,986,210.45	17,342,847.21	31,019,972.78	464,500.28	1,870,804.35	3,513,134.17	17,079,023.01	22,927,461.81	0.00	25,041,027.22	8,092,510.97	0.00
CO		99,000.00	0.00	99,000.00	99,000.00	0.00	0.00	0.00	99,000.00	0.00	0.00	0.00	66,080.00	66,080.00	0.00	0.00	0.00	0.00	0.00	0.00	32,900.00	66,080.00	0.00
CONVENTIONAL ENERGY DEVELOPMENT PROGRAM		59,071,000.00	0.00	59,071,000.00	59,071,000.00	0.00	0.00	0.00	59,071,000.00	8,363,429.78	8,556,088.12	13,648,876.98	27,796,987.90	56,305,392.78	5,474,130.28	8,799,711.27	11,844,838.00	27,783,947.39	53,902,726.94	0.00	2,765,807.22	2,402,865.84	0.00
Promotion of exploration, development and production of conventional energy resources	31020010000100	23,302,000.00	0.00	23,302,000.00	23,302,000.00	0.00	0.00	0.00	23,302,000.00	2,788,833.34	3,854,250.01	6,164,753.35	10,052,058.30	22,859,895.00	2,542,000.00	4,001,333.33	5,477,253.34	10,642,141.70	22,862,726.37	0.00	442,105.00	197,166.63	0.00
PS		17,922,000.00	1,137,000.00	19,059,000.00	17,922,000.00	1,137,000.00	0.00	0.00	19,059,000.00	2,776,833.34	3,854,250.01	5,989,753.35	7,636,163.30	19,059,000.00	2,532,000.00	3,701,333.33	5,127,253.34	7,896,246.70	19,056,833.37	0.00	0.00	2,166.63	0.00
MOOE		5,380,000.00	(1,137,000.00)	4,243,000.00	5,380,000.00	(1,137,000.00)	0.00	0.00	4,243,000.00	10,000.00	300,000.00	1,075,000.00	2,415,895.00	3,800,895.00	10,000.00	300,000.00	350,000.00	2,945,895.00	3,805,895.00	0.00	442,105.00	195,000.00	0.00
Supervision and regulation of exploration, development and production of conventional energy resources and technologies	31020010000200	35,769,000.00	0.00	35,769,000.00	35,769,000.00	0.00	0.00	0.00	35,769,000.00	3,574,596.44	4,701,838.11	7,484,123.63	17,684,939.60	33,445,497.78	2,932,130.28	4,798,377.94	6,367,684.66	17,141,805.69	31,230,998.57	0.00	2,323,502.22	2,205,499.21	0.00
PS		18,898,000.00	4,643,000.00	23,541,000.00	18,898,000.00	4,643,000.00	0.00	0.00	23,541,000.00	2,940,666.66	3,752,999.99	5,460,528.12	11,386,805.23	23,541,000.00	2,684,000.00	3,897,616.67	5,504,778.13	11,451,721.83	23,538,416.63	0.00	0.00	2,583.37	0.00
MOOE		16,871,000.00	(4,643,000.00)	12,228,000.00	16,871,000.00	(4,643,000.00)	0.00	0.00	12,228,000.00	633,929.78	948,838.12	2,023,595.51	6,298,134.37	9,904,497.78	248,130.28	900,461.27	862,906.53	5,690,043.96	7,701,581.94	0.00	2,323,502.22	2,207,915.84	0.00

This report was generated using the Unified Reporting System on 27/01/2022 01:25 version FAR1.2.5 ; Status : SUBMITTED

Department : Department of Energy (DOE)  
 Agency/Entity : Office of the Secretary  
 Operating Unit : < not applicable >  
 Organization Code (UACS) : 09 001 0000000  
 Fund Cluster : 01 Regular Agency Fund

X Current Year Appropriations  
 Supplemental Appropriations  
 Continuing Appropriations

[e.g. UACS Fund Cluster: 01-Regular Agency Fund, 02-Foreign Assisted Projects Fund, 03-Special Account-Locally Funded/Domestic Grants Fund, and 04-Special Account-Foreign Assisted/Foreign Grants Fund]

Particulars	UACS CODE	Appropriations					Allotments					Current Year Obligations					Current Year Disbursements					Balances			
		Authorized Appropriations	Adjustments (Transfers To/From, Modifications/Augmentations)	Adjusted Appropriations	Allotments Received	Adjustments (Reductions, Modifications/Augmentations)	Transfer To	Transfer From	Adjusted Total Allotments	1st Quarter Ending March 31	2nd Quarter Ending June 30	3rd Quarter Ending Sept. 30	4th Quarter Ending Dec. 31	TOTAL	1st Quarter Ending March 31	2nd Quarter Ending June 30	3rd Quarter Ending Sept. 30	4th Quarter Ending Dec. 31	TOTAL	Unreleased Appro	Unobligated Allotments	Unpaid Obligations (16-20)-(23+24)			
		3	4	5=(3+4)	6	7	8	9	10=[(8)-(7)+8+9]	11	12	13	14	15=(11+12+13+14)	16	17	18	19	20=(16+17+18+19)	21	22	23	24		
<b>RENEWABLE ENERGY DEVELOPMENT PROGRAM</b>		123,892,000.00	0.00	123,892,000.00	123,892,000.00	0.00	0.00	0.00	123,892,000.00	17,688,103.71	16,047,910.04	28,581,212.29	35,611,577.32	117,828,803.36	14,178,643.83	18,334,073.87	24,474,964.25	47,534,520.95	104,522,202.90	0.00	5,963,196.64	13,406,600.46	0.00		
Promotion of renewable energy (RE) resources	31030010000100	19,883,000.00	0.00	19,883,000.00	19,883,000.00	0.00	0.00	0.00	19,883,000.00	3,025,523.98	2,867,248.87	4,902,292.68	8,696,256.01	19,791,322.82	2,835,024.00	2,895,249.99	4,051,158.87	8,621,717.19	18,203,149.85	0.00	91,877.38	1,588,172.77	0.00		
PS		13,094,000.00	282,000.00	13,376,000.00	13,094,000.00	282,000.00	0.00	0.00	13,376,000.00	2,016,499.98	2,566,749.87	3,727,881.44	5,036,898.81	13,376,000.00	1,826,000.00	2,895,249.99	3,763,631.45	5,085,035.19	13,373,916.63	0.00	0.00	2,083.37	0.00		
MOOE		6,789,000.00	(282,000.00)	6,507,000.00	6,789,000.00	(282,000.00)	0.00	0.00	6,507,000.00	1,009,024.00	271,500.00	1,174,411.22	3,900,387.40	6,415,322.82	1,009,024.00	0.00	287,527.22	3,532,862.00	4,829,233.22	0.00	91,877.38	1,586,089.40	0.00		
Supervision and regulation of exploration, development and utilization of RE resources and technologies	31030010000200	104,009,000.00	0.00	104,009,000.00	104,009,000.00	0.00	0.00	0.00	104,009,000.00	14,662,579.73	13,180,660.07	23,678,919.83	46,815,321.31	98,137,480.74	11,343,619.83	15,638,823.88	20,421,805.58	38,912,803.76	86,319,053.05	0.00	5,871,519.26	11,819,427.89	0.00		
PS		58,701,000.00	782,000.00	59,483,000.00	58,701,000.00	782,000.00	0.00	0.00	59,483,000.00	9,364,196.68	11,901,750.02	19,349,858.97	19,867,224.33	60,483,000.00	8,529,000.00	12,367,919.67	19,492,808.96	15,896,226.81	56,585,752.54	0.00	0.00	4,397,247.46	0.00		
MOOE		44,308,000.00	(782,000.00)	43,526,000.00	44,308,000.00	(782,000.00)	0.00	0.00	43,526,000.00	5,298,413.05	1,278,910.05	4,329,066.66	26,748,096.58	37,654,480.74	2,814,619.83	3,270,307.21	931,196.62	23,216,576.85	30,233,300.51	0.00	5,871,519.26	7,421,180.23	0.00		
<b>DOWNSTREAM ENERGY DEVELOPMENT PROGRAM</b>		98,770,000.00	0.00	98,770,000.00	98,770,000.00	0.00	0.00	0.00	98,770,000.00	9,930,128.10	21,319,529.87	27,646,485.08	35,581,704.49	94,477,847.34	8,782,686.05	18,089,247.38	20,867,185.12	35,865,671.67	83,804,790.22	0.00	1,167,916.25	1,870,261.36	0.00		
Promotion of plans and programs to ensure sustainable supply for the downstream oil and natural gas industries	31040010000100	13,325,000.00	0.00	13,325,000.00	13,325,000.00	0.00	0.00	0.00	13,325,000.00	1,844,813.89	2,295,095.75	3,257,328.10	4,760,046.01	12,157,083.75	1,595,960.00	2,381,074.78	3,278,877.38	3,030,290.23	10,287,002.39	0.00	0.00	1,278,166.87	0.00		
PS		11,242,000.00	0.00	11,242,000.00	11,242,000.00	0.00	0.00	0.00	11,242,000.00	1,733,333.34	2,187,000.01	3,249,195.54	4,071,871.11	11,242,000.00	1,585,000.00	2,273,083.33	3,272,845.53	2,832,804.47	9,963,833.33	0.00	0.00	1,278,166.87	0.00		
MOOE		2,083,000.00	0.00	2,083,000.00	2,083,000.00	0.00	0.00	0.00	2,083,000.00	1,111,280.55	107,566.74	8,132.58	688,074.90	915,083.75	11,960.00	107,991.45	5,731.85	197,485.78	323,168.06	0.00	1,167,916.25	591,914.89	0.00		
Supervision and regulation of the downstream of oil and natural gas industries	31040010000200	85,445,000.00	0.00	85,445,000.00	85,445,000.00	0.00	0.00	0.00	85,445,000.00	8,085,514.21	19,024,433.92	24,389,156.98	30,821,858.48	82,320,763.58	7,185,726.05	15,708,172.80	17,588,507.74	32,835,381.44	73,317,787.83	0.00	3,124,236.41	9,002,975.78	0.00		
PS		48,990,000.00	0.00	48,990,000.00	48,990,000.00	0.00	0.00	0.00	48,990,000.00	7,894,833.34	9,782,000.01	14,136,743.81	17,376,422.74	48,990,000.00	7,003,300.00	10,161,833.33	14,259,243.90	17,554,256.14	48,982,833.37	0.00	0.00	7,196.83	0.00		
MOOE		36,455,000.00	0.00	36,455,000.00	36,455,000.00	0.00	0.00	0.00	36,455,000.00	390,680.87	9,242,433.91	10,252,413.07	13,445,236.74	33,330,763.58	182,226.05	5,546,339.27	3,329,263.84	15,277,125.30	24,334,954.46	0.00	3,124,236.41	8,995,809.13	0.00		
<b>ELECTRIC POWER INDUSTRY DEVELOPMENT PROGRAM</b>		88,732,000.00	0.00	88,732,000.00	88,732,000.00	0.00	0.00	0.00	88,732,000.00	9,137,823.76	12,234,448.55	18,756,494.39	37,725,585.26	77,854,351.96	7,811,634.97	12,029,034.38	18,798,912.52	34,742,529.97	73,482,111.84	0.00	10,877,648.04	4,372,240.12	0.00		
Management of the restructured electric power industry	31050010000100	88,732,000.00	0.00	88,732,000.00	88,732,000.00	0.00	0.00	0.00	88,732,000.00	9,137,823.76	12,234,448.55	18,756,494.39	37,725,585.26	77,854,351.96	7,811,634.97	12,029,034.38	18,798,912.52	34,742,529.97	73,482,111.84	0.00	10,877,648.04	4,372,240.12	0.00		
PS		55,151,000.00	12,614,000.00	67,765,000.00	55,151,000.00	12,614,000.00	0.00	0.00	67,765,000.00	8,542,666.68	11,097,456.54	17,404,739.23	30,720,137.55	67,765,000.00	7,767,000.00	11,412,268.83	17,188,960.66	29,124,743.21	65,492,672.70	0.00	0.00	2,272,327.30	0.00		
MOOE		33,581,000.00	(12,614,000.00)	20,967,000.00	33,581,000.00	(12,614,000.00)	0.00	0.00	20,967,000.00	595,157.08	1,136,992.01	1,351,756.16	7,005,447.71	10,089,351.96	144,634.97	616,766.55	1,610,251.86	5,617,786.76	7,969,436.14	0.00	10,877,648.04	2,099,912.82	0.00		
DOE'S/STATE'S/LOCAL CONSUMER ENERGY PROGRAMS AND ACTIVITIES		81,642,000.00	0.00	81,642,000.00	81,642,000.00	0.00	0.00	0.00	81,642,000.00	6,342,155.38	9,342,508.91	14,588,603.83	45,714,906.30	75,998,174.53	4,582,789.39	9,245,562.59	10,554,556.28	26,814,162.15	51,207,069.41	0.00	5,043,825.47	24,791,105.12	0.00		
<b>ENERGY EFFICIENCY AND CONSERVATION PROGRAM</b>		39,499,000.00	0.00	39,499,000.00	39,499,000.00	0.00	0.00	0.00	39,499,000.00	4,501,895.89	6,453,414.10	8,748,586.00	17,703,804.14	37,407,700.13	3,181,340.13	6,440,590.64	7,608,224.25	13,533,456.40	30,763,653.42	0.00	2,091,299.87	6,644,046.71	0.00		
Supervision, development and implementation of energy efficiency and conservation programs (EECP) and projects	32010010000100	17,219,000.00	0.00	17,219,000.00	17,219,000.00	0.00	0.00	0.00	17,219,000.00	1,835,747.43	2,233,762.63	3,281,606.79	8,940,109.81	16,291,226.66	1,805,287.14	2,198,431.41	3,209,798.42	5,312,031.68	12,325,548.85	0.00	927,773.34	3,366,878.01	0.00		
PS		8,381,000.00	50,000.00	8,431,000.00	8,381,000.00	50,000.00	0.00	0.00	8,431,000.00	1,320,833.34	1,657,000.01	2,547,576.36	2,805,580.30	8,431,000.00	1,212,500.00	1,722,333.34	2,562,876.36	2,930,590.31	8,427,500.00	0.00	0.00	3,500.00	0.00		
MOOE		8,838,000.00	(50,000.00)	8,788,000.00	8,838,000.00	(50,000.00)	0.00	0.00	8,788,000.00	514,914.09	576,762.62	724,030.44	6,034,519.51	7,860,226.66	392,787.14	476,098.07	647,722.07	2,381,441.37	3,896,048.65	0.00	927,773.34	3,362,178.01	0.00		
Promotion of EECP activities and projects	32010010000200	18,769,000.00	0.00	18,769,000.00	18,769,000.00	0.00	0.00	0.00	18,769,000.00	2,200,148.46	3,805,203.43	4,648,978.21	7,512,357.80	17,966,688.90	1,556,052.99	3,602,211.19	3,571,925.83	6,999,280.19	15,329,470.20	0.00	802,311.10	2,637,218.70	0.00		
PS		7,020,000.00	0.00	7,020,000.00	7,020,000.00	0.00	0.00	0.00	7,020,000.00	1,115,000.02	1,436,500.03	1,963,890.75	2,514,809.20	7,020,000.00	1,014,000.00	1,497,250.01	1,968,940.74	2,538,892.62	7,019,083.37	0.00	0.00	816.63	0.00		
MOOE		11,749,000.00	0.00	11,749,000.00	11,749,000.00	0.00	0.00	0.00	11,749,000.00	1,085,148.44	2,168,703.40	2,685,288.46	4,997,548.80	10,948,688.90	142,052.99	2,104,961.18	1,602,945.09	4,460,347.57	8,310,386.83	0.00	802,311.10	2,636,302.07	0.00		
Conduct of energy audit services	32010010000300	3,511,000.00	0.00	3,511,000.00	3,511,000.00	0.00	0.00	0.00	3,511,000.00	496,000.00	614,448.04	818,500.00	1,251,336.53	3,148,784.57	420,000.00	639,948.04	826,500.00	1,222,186.53	3,108,634.57	0.00	361,215.43	41,150.00	0.00		

This report was generated using the Unified Reporting System on 27/01/2022 01:25 version FAR1.2.5 ; Status : SUBMITTED

*Handwritten signature*

Department : Department of Energy (DOE)  
 Agency/Entity : Office of the Secretary  
 Operating Unit : < not applicable >  
 Organization Code (UACS) : 09 001 0000000  
 Fund Cluster : 01 Regular Agency Fund  
 (e.g. UACS Fund Cluster: 01-Regular Agency Fund, 02-Foreign Assisted Projects Fund, 03-Special Account-Locally Funded/Domestic Grants Fund, and 04-Special Account-Foreign Assisted/Foreign Grants Fund)

X	Current Year Appropriations
	Supplemental Appropriations
	Continuing Appropriations


Particulars	UACS CODE	Appropriations		Allotments						Current Year Obligations					Current Year Disbursements					Balances			
		Authorized Appropriations	Adjustments (Transfers To/From, Modifications, etc.) (Augmentation 1)	Adjusted Appropriations	Allotments Received	Adjustments (Reductions, Modifications, etc.) (Augmentations)	Transfer To	Transfer From	Adjusted Total Allotments	1st Quarter Ending March 31	2nd Quarter Ending June 30	3rd Quarter Ending Sept. 30	4th Quarter Ending Dec. 31	TOTAL	1st Quarter Ending March 31	2nd Quarter Ending June 30	3rd Quarter Ending Sept. 30	4th Quarter Ending Dec. 31	TOTAL	Unreleased Appro	Unobligated Allotments	Unpaid Obligations (16-20)-(23+24)	
		3	4	5=(3+4)	6	7	8	9	10=[(8)+(7)-8+9]	11	12	13	14	15=(11+12+13+14)	16	17	18	19	20=(16+17+18+19)	21	22	23	24
		2,821,000.00	0.00	2,821,000.00	2,821,000.00	0.00	0.00	2,821,000.00	466,000.00	613,000.00	754,500.00	987,500.00	2,821,000.00	420,000.00	636,500.00	763,000.00	999,000.00	2,820,500.00	0.00	0.00	500.00	0.00	
PS		2,821,000.00	0.00	2,821,000.00	2,821,000.00	0.00	0.00	2,821,000.00	466,000.00	613,000.00	754,500.00	987,500.00	2,821,000.00	420,000.00	636,500.00	763,000.00	999,000.00	2,820,500.00	0.00	0.00	500.00	0.00	
MOOE		890,000.00	0.00	890,000.00	890,000.00	0.00	0.00	890,000.00	0.00	1,448.04	63,500.00	263,836.53	328,784.57	0.00	1,448.04	63,500.00	223,186.53	298,134.57	0.00	361,215.43	40,850.00	0.00	
ALTERNATIVE FUELS AND TECHNOLOGIES PROGRAM		41,543,000.00	0.00	41,543,000.00	41,543,000.00	0.00	0.00	41,543,000.00	1,840,259.50	2,889,094.81	5,850,017.93	28,011,102.16	38,590,474.40	1,411,449.26	2,804,971.96	2,946,331.03	13,280,863.75	20,443,415.99	0.00	2,952,525.60	18,147,058.41	0.00	
Promotion of research, development, demonstration and utilization of alternative fuels and technologies	320200100001000	41,543,000.00	0.00	41,543,000.00	41,543,000.00	0.00	0.00	41,543,000.00	1,840,259.50	2,889,094.81	5,850,017.93	28,011,102.16	38,590,474.40	1,411,449.26	2,804,971.96	2,946,331.03	13,280,863.75	20,443,415.99	0.00	2,952,525.60	18,147,058.41	0.00	
PS		8,196,000.00	300,000.00	8,496,000.00	8,196,000.00	300,000.00	0.00	8,496,000.00	1,313,496.88	1,883,249.87	2,307,089.18	3,192,190.87	8,496,000.00	1,196,000.00	1,752,249.99	2,325,839.19	3,220,827.46	8,494,916.63	0.00	0.00	1,083.37	0.00	
MOOE		33,347,000.00	(300,000.00)	33,047,000.00	33,347,000.00	(300,000.00)	0.00	33,047,000.00	526,759.52	1,205,844.84	3,542,928.75	24,818,911.29	30,094,474.40	215,449.26	1,052,721.96	620,491.84	10,059,836.30	11,948,499.36	0.00	2,952,525.60	18,145,975.04	0.00	
Sub-Total, Operations		548,922,000.00	0.00	548,922,000.00	548,922,000.00	0.00	0.00	548,922,000.00	56,761,154.24	80,028,430.21	122,933,062.38	235,184,975.92	494,905,822.75	47,030,384.80	76,636,267.17	101,713,194.77	205,418,711.01	430,806,567.75	0.00	54,016,377.25	64,089,065.00	0.00	
PS		291,879,000.00	20,800,000.00	312,479,000.00	291,879,000.00	20,800,000.00	0.00	312,479,000.00	45,471,166.86	58,211,206.54	87,896,736.10	121,099,830.68	312,479,000.00	41,404,000.00	80,386,768.82	87,888,483.68	114,737,200.70	304,416,453.20	0.00	0.00	0.00	0.00	
MOOE		296,944,000.00	(20,800,000.00)	276,144,000.00	296,944,000.00	(20,800,000.00)	0.00	276,144,000.00	11,289,987.56	21,817,223.67	35,236,326.28	114,019,005.24	182,360,542.75	5,626,384.80	18,248,498.35	13,824,711.09	90,881,510.31	126,390,104.55	0.00	53,963,457.25	55,970,438.20	0.00	
FinEx (if Applicable)		0.00	0.00	0.00	0.00	0.00	0.00	0.00	0.00	0.00	0.00	0.00	0.00	0.00	0.00	0.00	0.00	0.00	0.00	0.00	0.00	0.00	
CO		99,000.00	0.00	99,000.00	99,000.00	0.00	0.00	99,000.00	0.00	0.00	0.00	0.00	66,080.00	66,080.00	0.00	0.00	0.00	0.00	0.00	32,920.00	66,080.00	0.00	
Sub-Total, I. Agency Specific Budget		1,433,302,000.00	0.00	1,433,302,000.00	1,433,302,000.00	0.00	0.00	1,433,302,000.00	180,498,721.10	312,238,410.80	230,370,924.96	528,305,834.33	1,251,413,991.29	115,339,564.46	237,305,596.45	215,386,387.07	429,797,559.20	997,829,107.18	0.00	181,888,098.71	234,564,884.11	18,990,000.00	
PS		639,363,000.00	36,835,382.00	676,198,382.00	639,363,000.00	36,835,382.00	0.00	676,198,382.00	129,627,710.29	186,713,803.11	136,294,715.03	223,562,153.57	676,198,382.00	92,813,771.84	182,810,266.44	141,226,110.06	234,280,827.40	650,730,975.74	0.00	0.00	25,467,406.26	0.00	
MOOE		891,388,000.00	(36,835,382.00)	854,552,618.00	891,388,000.00	(36,835,382.00)	0.00	854,552,618.00	40,871,010.81	125,524,607.79	93,933,733.93	253,320,645.41	573,649,997.84	22,725,792.62	54,695,330.01	74,160,277.01	195,362,005.80	346,943,405.44	0.00	130,902,620.06	157,116,582.50	18,990,000.00	
FinEx (if Applicable)		0.00	0.00	0.00	0.00	0.00	0.00	0.00	0.00	0.00	0.00	0.00	0.00	0.00	0.00	0.00	0.00	0.00	0.00	0.00	0.00	0.00	
CO		102,561,000.00	0.00	102,561,000.00	102,561,000.00	0.00	0.00	102,561,000.00	0.00	0.00	0.00	142,476.00	51,423,136.36	51,565,811.36	0.00	0.00	0.00	154,726.00	154,726.00	0.00	50,985,388.05	51,410,885.36	0.00
II. Automatic Appropriations		57,797,000.00	0.00	57,797,000.00	57,797,000.00	0.00	0.00	57,797,000.00	8,731,269.96	13,305,977.28	13,770,343.94	18,904,080.41	54,711,671.59	8,731,269.96	8,859,621.24	4,568,794.68	32,551,965.71	54,711,671.59	0.00	3,085,328.41	0.00	0.00	
Specific Budgets of National Government Agencies		57,797,000.00	0.00	57,797,000.00	57,797,000.00	0.00	0.00	57,797,000.00	8,731,269.96	13,305,977.28	13,770,343.94	18,904,080.41	54,711,671.59	8,731,269.96	8,859,621.24	4,568,794.68	32,551,965.71	54,711,671.59	0.00	3,085,328.41	0.00	0.00	
Retirement and Life Insurance Premiums		57,797,000.00	0.00	57,797,000.00	57,797,000.00	0.00	0.00	57,797,000.00	8,731,269.96	13,305,977.28	13,770,343.94	18,904,080.41	54,711,671.59	8,731,269.96	8,859,621.24	4,568,794.68	32,551,965.71	54,711,671.59	0.00	3,085,328.41	0.00	0.00	
PS		57,797,000.00	0.00	57,797,000.00	57,797,000.00	0.00	0.00	57,797,000.00	8,731,269.96	13,305,977.28	13,770,343.94	18,904,080.41	54,711,671.59	8,731,269.96	8,859,621.24	4,568,794.68	32,551,965.71	54,711,671.59	0.00	3,085,328.41	0.00	0.00	
Sub-total II. Automatic Appropriations		57,797,000.00	0.00	57,797,000.00	57,797,000.00	0.00	0.00	57,797,000.00	8,731,269.96	13,305,977.28	13,770,343.94	18,904,080.41	54,711,671.59	8,731,269.96	8,859,621.24	4,568,794.68	32,551,965.71	54,711,671.59	0.00	3,085,328.41	0.00	0.00	
PS		57,797,000.00	0.00	57,797,000.00	57,797,000.00	0.00	0.00	57,797,000.00	8,731,269.96	13,305,977.28	13,770,343.94	18,904,080.41	54,711,671.59	8,731,269.96	8,859,621.24	4,568,794.68	32,551,965.71	54,711,671.59	0.00	3,085,328.41	0.00	0.00	
MOOE		0.00	0.00	0.00	0.00	0.00	0.00	0.00	0.00	0.00	0.00	0.00	0.00	0.00	0.00	0.00	0.00	0.00	0.00	0.00	0.00	0.00	
FinEx		0.00	0.00	0.00	0.00	0.00	0.00	0.00	0.00	0.00	0.00	0.00	0.00	0.00	0.00	0.00	0.00	0.00	0.00	0.00	0.00	0.00	
CO		0.00	0.00	0.00	0.00	0.00	0.00	0.00	0.00	0.00	0.00	0.00	0.00	0.00	0.00	0.00	0.00	0.00	0.00	0.00	0.00	0.00	
III. Special Purpose Fund		0.00	38,111,130.00	38,111,130.00	0.00	38,111,130.00	0.00	38,111,130.00	0.00	0.00	0.00	0.00	38,111,130.00	38,111,130.00	0.00	0.00	0.00	37,057,236.99	37,057,236.99	0.00	0.00	1,053,893.01	0.00
Macellaneous Personnel Benefits Fund		0.00	38,111,130.00	38,111,130.00	0.00	38,111,130.00	0.00	38,111,130.00	0.00	0.00	0.00	0.00	38,111,130.00	38,111,130.00	0.00	0.00	0.00	37,057,236.99	37,057,236.99	0.00	0.00	1,053,893.01	0.00
PS		0.00	38,111,130.00	38,111,130.00	0.00	38,111,130.00	0.00	38,111,130.00	0.00	0.00	0.00	0.00	38,111,130.00	38,111,130.00	0.00	0.00	0.00	37,057,236.99	37,057,236.99	0.00	0.00	1,053,893.01	0.00


Department : Department of Energy (DOE)  
 Agency/Entity : Office of the Secretary  
 Operating Unit : < not applicable >  
 Organization Code (UACS) : 09 001 0000000  
 Fund Cluster : 01 Regular Agency Fund

X	Current Year Appropriations
	Supplemental Appropriations
	Continuing Appropriations


(e.g. UACS Fund Cluster: 01-Regular Agency Fund, 02-Foreign Assisted Projects Fund, 03-Special Account-Locally Funded/Domestic Grants Fund, and 04-Special Account-Foreign Assisted/Foreign Grants Fund)

Particulars	UACS CODE	Appropriations		Allotments			Current Year Obligations					Current Year Disbursements					Balances							
		Authorized Appropriations	Adjustments (Transfers From, Modifications/Augmentations)	Adjusted Appropriations	Allotments Received	Adjustments (Reductions, Modifications/Augmentations)	Transfer To	Transfer From	Adjusted Total Allotments	1st Quarter Ending March 31	2nd Quarter Ending June 30	3rd Quarter Ending Sept. 30	4th Quarter Ending Dec. 31	TOTAL	1st Quarter Ending March 31	2nd Quarter Ending June 30	3rd Quarter Ending Sept. 30	4th Quarter Ending Dec. 31	TOTAL	Unreleased Appro	Unobligated Allotments	Unpaid Obligations (15-20)=(23+24)		
		3	4	5=(3+4)	6	7	8	9	10=[(6)-(7)-8+9]	11	12	13	14	15=(11+12+13+14)	16	17	18	19	20=(16+17+18+19)	21	22	23	24	
Sub-Total III: Special Purpose Fund		0.00	38,111,130.00	38,111,130.00	0.00	38,111,130.00	0.00	0.00	38,111,130.00	0.00	0.00	0.00	38,111,130.00	38,111,130.00	0.00	0.00	0.00	37,057,236.99	37,057,236.99	0.00	0.00	1,053,893.01	0.00	
PS		0.00	38,111,130.00	38,111,130.00	0.00	38,111,130.00	0.00	0.00	38,111,130.00	0.00	0.00	0.00	38,111,130.00	38,111,130.00	0.00	0.00	0.00	37,057,236.99	37,057,236.99	0.00	0.00	1,053,893.01	0.00	
MOOE		0.00	0.00	0.00	0.00	0.00	0.00	0.00	0.00	0.00	0.00	0.00	0.00	0.00	0.00	0.00	0.00	0.00	0.00	0.00	0.00	0.00	0.00	
FinEx		0.00	0.00	0.00	0.00	0.00	0.00	0.00	0.00	0.00	0.00	0.00	0.00	0.00	0.00	0.00	0.00	0.00	0.00	0.00	0.00	0.00	0.00	
OO		0.00	0.00	0.00	0.00	0.00	0.00	0.00	0.00	0.00	0.00	0.00	0.00	0.00	0.00	0.00	0.00	0.00	0.00	0.00	0.00	0.00	0.00	
TV: Reversals of the Unobligated Allotments charged against R.A. Nos. 11465 and 11464		0.00	0.00	0.00	0.00	0.00	0.00	0.00	0.00	0.00	0.00	0.00	0.00	0.00	0.00	0.00	0.00	0.00	0.00	0.00	0.00	0.00	0.00	
GRAND TOTAL		1,491,099,000.00	38,111,130.00	1,529,210,130.00	1,491,099,000.00	38,111,130.00	0.00	0.00	1,529,210,130.00	189,229,991.06	325,544,368.18	244,141,298.90	585,321,144.74	1,344,236,792.88	124,070,834.42	246,165,217.69	219,955,181.75	499,406,781.90	1,089,598,015.76	0.00	184,973,337.12	236,648,777.12	18,990,000.00	
PS		897,160,000.00	74,946,512.00	972,106,512.00	897,160,000.00	74,946,512.00	0.00	0.00	972,106,512.00	138,358,980.25	290,019,780.39	150,065,058.67	578,443,819.31	1,056,483,938.61	101,345,041.80	191,489,887.88	145,754,904.74	303,890,050.10	742,499,864.32	0.00	3,085,328.41	26,521,299.27	0.00	
MOOE		891,388,000.00	(36,835,382.00)	854,552,618.00	891,388,000.00	(36,835,382.00)	0.00	0.00	854,552,618.00	50,871,010.81	125,524,807.79	83,833,733.93	253,220,845.41	623,649,997.84	22,725,792.62	54,695,330.61	74,180,277.61	195,362,006.80	346,843,406.44	0.00	130,902,820.06	157,718,562.50	18,990,000.00	
OO		102,551,000.00	0.00	102,551,000.00	102,551,000.00	0.00	0.00	102,551,000.00	0.00	0.00	142,478.00	51,423,135.35	51,565,811.35	0.00	0.00	0.00	0.00	154,726.00	154,726.00	0.00	50,985,388.65	51,410,885.35	0.00	
Recapitulation by OO:																								
I: Agency Specific Budget		548,922,000.00	0.00	548,922,000.00	548,922,000.00	0.00	0.00	0.00	548,922,000.00	56,761,154.24	80,026,430.21	122,933,062.38	236,184,975.92	494,805,622.75	47,036,384.80	76,635,287.17	101,713,194.77	205,418,711.01	430,806,557.75	0.00	54,016,277.25	64,099,065.00	0.00	
NATIONAL AND REGIONAL ENERGY PLANNING PROGRAM		97,415,000.00	0.00	97,415,000.00	97,415,000.00	0.00	0.00	0.00	97,415,000.00	7,299,513.50	12,525,944.92	19,701,399.71	32,814,204.65	72,341,052.78	6,099,500.28	10,137,637.68	15,172,638.80	32,877,878.84	64,067,856.44	0.00	25,073,947.22	8,253,396.34	0.00	
CONVENTIONAL ENERGY DEVELOPMENT PROGRAM		59,071,000.00	0.00	59,071,000.00	59,071,000.00	0.00	0.00	0.00	59,071,000.00	6,363,429.78	8,556,088.12	13,648,876.58	27,736,997.90	56,305,392.78	5,474,130.28	8,799,711.27	11,844,938.00	27,783,847.39	53,902,726.94	0.00	2,765,807.22	2,402,886.84	0.00	
RENEWABLE ENERGY DEVELOPMENT PROGRAM		123,892,000.00	0.00	123,892,000.00	123,892,000.00	0.00	0.00	0.00	123,892,000.00	17,888,103.71	16,047,910.54	28,581,212.29	55,611,577.32	117,928,803.36	14,178,843.83	18,334,073.87	24,474,964.25	47,534,520.95	104,522,202.90	0.00	5,963,196.64	13,406,600.46	0.00	
DOWNSTREAM ENERGY DEVELOPMENT PROGRAM		98,770,000.00	0.00	98,770,000.00	98,770,000.00	0.00	0.00	0.00	98,770,000.00	9,930,128.10	21,319,529.87	27,646,485.08	35,581,704.49	94,477,847.34	8,782,686.05	18,069,247.38	20,867,185.12	35,865,671.67	83,604,790.22	0.00	4,292,152.66	10,873,057.12	0.00	
ELECTRIC POWER INDUSTRY DEVELOPMENT PROGRAM		88,732,000.00	0.00	88,732,000.00	88,732,000.00	0.00	0.00	0.00	88,732,000.00	9,137,823.76	12,234,448.55	18,756,494.39	37,725,585.26	77,854,351.96	7,911,634.97	12,029,034.38	18,798,912.52	34,742,529.97	73,482,111.84	0.00	10,877,648.04	4,372,240.12	0.00	
ENERGY EFFICIENCY AND CONSERVATION PROGRAM		39,499,000.00	0.00	39,499,000.00	39,499,000.00	0.00	0.00	0.00	39,499,000.00	4,501,895.89	6,453,414.10	8,748,586.00	17,703,804.14	37,407,700.13	3,181,340.13	6,440,590.64	7,808,224.25	13,531,496.40	30,763,853.42	0.00	2,091,299.87	6,644,046.71	0.00	
ALTERNATIVE FUELS AND TECHNOLOGIES PROGRAM		41,543,000.00	0.00	41,543,000.00	41,543,000.00	0.00	0.00	0.00	41,543,000.00	1,840,259.50	2,889,094.81	5,850,017.93	28,011,102.16	38,590,474.40	1,411,449.26	2,804,971.95	2,946,331.03	13,290,663.75	20,443,415.98	0.00	2,962,525.60	18,147,058.41	0.00	

Certified Correct:  
  
 ELISA B. MORALES  
 CHIEF, BUDGET DIVISION  
 Date: 2022-01-26 11:16:36

Certified Correct:  
  
 AGUSTUS CESAR A. NAVARRO  
 CHIEF, ACCOUNTING DIVISION  
 Date: 2022-01-26 11:16:36

Recommending Approval:  
  
 ARACELI A. S. SOLUTA  
 DIRECTOR, FINANCIAL SERVICES  
 Date: 2022-01-26 11:31:51

Approved By:  
  
 ROBERTO B. UY  
 UNDERSECRETARY  
 Date: 2022-01-26 11:37:31